


SEATTLE SEAHAWKS





1998 Seahawks Schedule

Home games in BOLD CAPS. All times Pacific.

Pre-season

Friday	July 31	at Dallas Cowboys	6:00 pm	KING5
Saturday	August 8	INDIANAPOLIS COLTS	7:00 pm	KING5
Saturday	August 15	San Francisco 49ers	5:00 pm	CBS
	(American Bowl at BC Place, Vancouver)			
Saturday	August 22	at Arizona Cardinals	7:00 pm	KING5
Friday	August 28	SAN FRANCISCO 49ERS	7:00 pm	KING5

Regular Season

Sunday	September 6	at Philadelphia Eagles	10:00 am	CBS
Sunday	September 13	ARIZONA CARDINALS	1:00 pm	FOX
Sunday	September 20	WASHINGTON REDSKINS	1:00 pm	FOX
Sunday	September 27	at Pittsburgh Steelers	1:00 pm	CBS
Sunday	October 4	at Kansas City Chiefs	5:00 pm	ESPN
Sunday	October 11	DENVER BRONCOS	1:00 pm	CBS
Sunday	October 18	BYE		
Sunday	October 25	at San Diego Chargers	1:00 pm	CBS
Sunday	November 1	OAKLAND RAIDERS	5:00 pm	ESPN
Sunday	November 8	KANSAS CITY CHIEFS	1:00 pm	CBS
Sunday	November 15	at Oakland Raiders	1:00 pm	CBS
Sunday	November 22	at Dallas Cowboys	10:00 am	CBS
Sunday	November 29	TENNESSEE OILERS	1:00 pm	CBS
Sunday	December 6	at New York Jets	10:00 am	CBS
Sunday	December 13	SAN DIEGO CHARGERS	1:00 pm	CBS
Sunday	December 20	INDIANAPOLIS COLTS	1:00 pm	CBS
Sunday	December 27	at Denver Broncos	1:00 pm	CBS

INDEX

Allen, Paul.....	4
Biographies, 1998 Draft Choices	121-125
Biographies, Assistant Coaches.....	21-29
Biographies, Veteran Players.....	33-120
Biography, Pro Football Hall of Fame Inductee.....	258
Brown, Nathaniel T. "Buster" Brown.....	6
Career Top Ten.....	233-238
Community Outreach.....	306
Draft Summaries, All-Time	126-132
EndZone Store	320
Erickson, Dennis.....	18-20
First & Goal	308
Flood, Mike.....	6
Franchise History.....	223-232
Game Summaries, 1997	148-163
Honors, 1997.....	180
Honors, All-Time	253-257
How Built.....	32
Hutt, Harry	6
Key Dates.....	311
Kolde, Bert.....	5
Largent Award.....	253
Leaders, Yearly	239-244
Leigh, Richard	7
McLean, Duane.....	7
Mueller, Randy.....	7
Opponents, 1998	318
Opponent Performances	250-252
Overtime Games	210-211
Patrick, Scott.....	8
Patton, Jody.....	4
Playoff Summaries	212-218
Preseason Results	219-222
Preseason TV	310
Pro Bowl	255
Radio Network.....	310
Records, Attendance	267
Records, Defensive.....	282-286
Records, Head Coaches	20
Records, Individual.....	259-272
Records, Opponent Individual.....	287-290
Records, Postseason.....	291-304
Records, Team	273-281
Review, All-Time	181-203
Ring of Honor	247
Roster, Coaches, All-Time.....	137-138
Roster, Players, All-Time	138-146
Roster, Alphabetical	30
Roster, Numerical	31
Schedule, 1997 NFL.....	312-317
Seahawks Academy	307
Seahawks Headquarters	136
Series Breakdowns	204-208
Standings, 1997 NFL Regular Season	319
Statistics, 1997 Seahawks.....	164-179
Ticket Information	312
Top Performances	245-249
Trades, All-Time	133-136
Training Camp	232
Versus NFL	209
Web Site	320
Whitsitt, Bob.....	5
Wright, Gary	8

All photos by Corky Trewin, Kathleen King (Paul Allen and Jody Patton) and the Portland Trail Blazers (Harry Hutt).

SEAHAWKS DIRECTORY

ADMINISTRATION

Chairman	Paul Allen
Vice Chair	Bert Kolde
President	Bob Whitsitt
Sr. Vice President/Marketing Operations	Harry Hutt
Vice President/Chief Financial Officer	Nathaniel T. "Buster" Brown
Vice President/Community Outreach/Info. Systems/Facilities	Mike Flood
Vice President/General Counsel	Richard Leigh
Vice President/Ticket Sales and Services	Duane McLean
Vice President/Football Operations	Randy Mueller
Vice President/Corporate Sales	Scott Patrick
Vice President/Communications	Gary Wright
Human Resources Director	Cindy Kelley
Special Projects Director/Entertainment and Travel	James Nagaoka
Broadcasting Director	Mike Wacker
Broadcasting/Gameday Operations Manager	Rick Crawford
Executive Assistant	Charlotte Kores
Executive Assistant	Flora Seaborg
Travel Agent	Sue Hart
Security	Hal Kulgren
Receptionist	Natalie Thomas

BUSINESS

Controller	Karen Beckman
Accountant	Ping Chen
Accounting Administrator	Danielle Patterson

INFORMATION SYSTEMS

Information Systems Director	Michael Johnson
Information Systems Manager	Sterling Monroe
Information Systems Administrator	Bill King
Webmaster	Travis Baldree

PUBLIC RELATIONS/COMMUNITY OUTREACH

Public Relations Director	Dave Pearson
Assistant Public Relations Director	Steve Wright
Publications Director	Vernon Cheek
Community Outreach Director	Sandy Gregory
Assistant Community Outreach Director	Paul Johns
Player Programs Director/Alumni	Nesby Glasgow
Outreach Coordinator	Sarita Carter
Staff Photographer	Corky Trewin
Administrative Assistant/Public Relations	Julie Barber
Administrative Assistant/Community Outreach	Lauri Perry
Sea Gal Director	Sherri Thompson

MARKETING

Corporate Sales Director	Kevin Williams
Corporate Sales Manager	Evan Harding
Corporate Sales Coordinator	Gina Martinez
Executive Assistant/Marketing	Patti Sipes

TICKETS

Season Ticket Sales Director	Donn Bagnall
Ticket Operations/Customer Service Director	Chuck Arnold
Suite Sales Director	Susan Goodwin
Ticket Promotion/Operations Coordinator	Emily Forster
Ticket Publications/Operations Coordinator	Kaarta Maron
Ticket Sales Staff	Bob Bennett, Walter Blenman, John Loy, Mike MacCulloch, John Roche, Casey Shaw, Susan Short, Steve Sloboda, John Webb; Administrative Assistant-Melody Cherry

RETAIL STORE

Merchandise Sales Manager	Lisa Gallegos
Retail Store Manager	Susan Havens
Assistant Store Manager	Sue Harris

FOOTBALL

Head Athletic Trainer	Jim Whitesel
Assistant Athletic Trainer	Todd Sperber
Assistant Athletic Trainer	Ken Smith
Video Director	Thom Fernstad
Assistant Video Director	Craig Givens
Equipment Manager	Erik Kennedy
Assistant Equipment Manager	Howard Baus
Assistant Equipment Manager	Brad Melland
Executive Assistant	Jeanne Denkmann
Football Administration Manager	Mike Baugh
Football Systems Coordinator	Ron Davis
Facilities Director	John Monson
Facilities	Duc Dinh, Lynn Kennedy
Team Chef	George Sybrant
Medical Services Director	Dr. Stan Herring
Head Team Physician	Dr. Kevin Auld
Team Physicians	Dr. Ed Khalfayan, Dr. Brad Shoup

SCOUTING

Assistant Football Operations Director	Rick Thompson
College Scouting Director	Pat Mondock
Pro Scouting Director	Bill Quinter
Eastern Supervisor	Bill Baker
Western Supervisor	Mike Faulkner
Assistant Pro Scouting Director	Taggart Ribary
Area Scouts	Derrick Jensen, Doug Kretz,
Administrative Assistants	Dave Nusz, John Peterson, Doug Whaley
	Eddie Antuna, Linda Ebi

COACHING STAFF

Head Coach	Dennis Erickson
Assistant Head Coach, Special Teams	Pete Rodriguez
Offensive Coordinator	Bob Bratkowski
Defensive Coordinator	Greg McMackin
Defensive Line	Tommy Brasher
Defensive Coach	Dave Brown
Tight Ends	Keith Gilbertson
Wide Receivers	Milt Jackson
Linebackers	Jim Johnson
Assistant Strength and Conditioning	Darren Krein
Running Backs	Tim Lappano
Strength and Conditioning	Dana LeDuc
Assistant Offensive Line	Bill Meyers
Quarterbacks	Rich Olson
Defensive Backs	Willy Robinson
Offensive Line	Gregg Smith
Offensive Quality Control	Eric Yarber

QUICK FACTS

Headquarters	11220 N.E. 53rd St., Kirkland, WA 98033
Telephone	(425) 827-9777
Ticket Office	(206) 682-2800 or 1-888-NFL-HAWK
Home Stadium	Kingdome (66,400)
Inaugural Season	1976
Colors	Blue, Green, Silver
Internet	www.seahawks.com

PAUL ALLEN

**Chairman,
Seattle Seahawks, Football Northwest and
First & Goal Inc.**



Seattle native Paul Allen is a long-time football fan and supporter of the Seattle Seahawks, so it did not come as a surprise that he stepped forward to keep the franchise in Seattle. Allen exercised his exclusive option to purchase the franchise on June 30, 1997, after the voters of the state of Washington approved Referendum 48, which allowed for the building of a stadium/exhibition complex. Allen had acquired the option to purchase the Seahawks on April 20, 1996. Although best known as the co-founder of Microsoft, Allen is also the owner of the Portland Trail Blazers of the National Basketball Association and builder of the 30-acre Rose Quarter complex in Portland, which includes the Trail Blazers home, the critically-acclaimed Rose Garden. In addition, he owns or invests in a suite of some 35 technologically-based companies that explore products and technologies that will be an important part of the interactive future, or "Wired World." Allen has been pioneering new trails in the microcomputer industry

since he co-founded Microsoft Corporation with Bill Gates in 1975. He served as Vice President of Research and New Product Development, Microsoft's senior technology post, until 1983. Today, he remains a major shareholder and serves on the board of directors. Allen's business strategy includes encouraging communication and synergy between his companies for mutual benefit. His companies include Asymetrix Corporation, Vulcan Ventures Inc. and Vulcan Northwest of Bellevue, Washington, and Interval Research Corp. of Palo Alto, California. In addition, he is a partner in the entertainment studio DreamWorks SKG. Allen gives back to the community through the six Allen Charitable Foundations, which support arts, medical and other charitable needs in the Pacific Northwest and is the founder of Experience Music Project, the interactive music museum, being built on the Seattle Center grounds in Seattle and scheduled to open in 1999. Allen was born in Seattle on January 11, 1953, and attended Lakeside High School, in Seattle, and Washington State University. He lives on Mercer Island, Washington.

JODY PATTON

Vice Chair, First & Goal Inc.



Jody plays the lead role in the development and construction of the Seattle Seahawks new stadium and the adjoining exhibition center. Since 1990, Patton has supervised major construction projects as vice chair and owner's representative for the Oregon Arena Corp., and the Allen Estate. Patton was instrumental in building Portland's Rose Garden and its surrounding complex, the Rose Quarter. In her role as Executive Director of Experience Music Project, Patton oversees all programming and construction of the interactive music museum, scheduled to open in Seattle in 1999. She has considerable experience in both the profit and nonprofit sectors, serving as director of the Paul G. Allen Charitable Foundations and from her previous work in development for the Pacific Northwest Ballet, Patton is vice-chair of Vulcan Northwest, Inc., Paul Allen's management company. Active in the Puget Sound area arts and education communities, she serves on the board of directors of the International

Glass Museum, the Meany Hall Advisory Board and the Lakeside School Building and Grounds Committee. Patton holds a Bachelor of Arts degree from Whitman College.

BERT KOLDE

Vice Chair, Seattle Seahawks, Football Northwest and First & Goal Inc.



Bert Kolde enters into his third year with Football Northwest and his second with First & Goal Inc., which will manage construction of the stadium/exhibition complex. He and Paul Allen have worked side-by-side since 1985 on a number of business ventures, including the Portland Trail Blazers and the Rose Quarter in Portland. The two were roommates at Washington State University and first combined to form Asymetrix Corporation in 1985. Kolde served as the company's president through 1994 where he worked closely with Allen on setting Asymetrix's overall corporate direction and product strategies, and overseeing their implementation. He remains chairman of the board of directors. Kolde also represents Allen on a variety of business matters. He serves as vice chair of the Portland Trail Blazers and Oregon Arena Corporation, and as a director of CyberSource Corporation, MetaCreations, Inc., InfoModelers and Precision Systems, Inc. Prior to joining Asymetrix in 1985, Kolde was vice president of management reporting at Seafirst Corporation, in Seattle. Kolde

began his finance career with the Boeing Company. He holds a bachelor of business administration in finance from Washington State University and a Master's Degree in Business from the University of Washington. Between earning his degrees he served with the U.S. Army in the Panama Canal Zone.

BOB WHITSITT

President, Seattle Seahawks, Football Northwest and First & Goal Inc.



Bob Whitsitt is in his second season as President of the Seahawks. He is also president of Football Northwest and First & Goal Inc, which will manage the construction of the new stadium/exhibition center complex. In addition, he is President and General Manager of the Portland Trail Blazers of the National Basketball Association and President of Oregon Arena Corporation, which operates the Rose Garden. The Trail Blazers currently own the NBA's longest streak of consecutive playoff appearances at 16, and second longest in all of professional sports. This past season the Blazers averaged 20,577 fans for games in the Rose Garden, 95 percent of capacity for the three-year-old arena, the league's third-highest attendance for the third consecutive year. Prior to joining the Blazers on July 12, 1994, he served eight seasons as the President and General Manager of the Seattle SuperSonics. Whitsitt joined the SuperSonics at age 30, making him the youngest President in the NBA, and took over a team that had won only 31 games in each of the previous two seasons and ranked last in the league in attendance. He turned the franchise into one which won 57.5 percent of their games (377-279) and made seven postseason appearances, including two trips to the Western Conference finals, over the next eight seasons. In his last season, the team won a franchise record and NBA high 63 games and sold out every regular season contest, earning him NBA Executive of the Year honors. Whitsitt entered the NBA with the Indiana Pacers in 1978 and was promoted to Director of Business Affairs and Promotions the following year before becoming Assistant General Manager in 1981. In August 1982, he joined the Kansas City Kings and in 1984, he was named Vice President, Assistant General Manager, as the franchise moved to Sacramento, California. Whitsitt serves on the board of directors of the Seattle Sports and Events Council as well as the board of the Portland Sports Authority. He graduated from the University of Wisconsin-Stevens Point with a degree in Communications and earned a Master's Degree in Sports Administration from the Ohio State University.

HARRY HUTT

Senior Vice President/Marketing Operations




Harry Hutt enters his second season as Senior Vice President, Marketing Operations for the Seahawks. With the Seahawks, Hutt oversees all operational aspects of the club's marketing, broadcasting, sponsorship sales, ticket sales and client services. He is also entering his third year with the Portland Trail Blazers, where, as Senior Vice President of Marketing Operations, he oversees all business aspects of Trail Blazers, Inc. With the Trail Blazers, he is responsible for all marketing, broadcasting, sponsorship sales, ticket sales, client services, game operations and communications and he is the point person on Portland's efforts to bring the NBA All-Star game to the city. Hutt joined the Trail Blazers in April, 1996, from the Detroit Pistons where he served as the club's vice president of marketing and broadcasting. During his 18-year tenure with Detroit, he was responsible for all marketing efforts including sponsorship sales, ticket sales and promotions, and he successfully led the Pistons efforts to bring radio and television sales and production in-house, the first NBA team to do so. Hutt began his sports marketing

career with the NBA's Buffalo Braves, where he spearheaded all promotional activities and ticket sales. In addition to his Seahawks' and Trailblazers duties, Hutt also serves as Senior Vice President of Action Sports Media, a Paul Allen owned affiliate of Football Northwest that is in the first year of a major sports marketing contract with the University of Washington.

NATHANIEL T. 'BUSTER' BROWN

Vice President/Chief Financial Officer



Nathaniel T. "Buster" Brown was named to the position of Vice President/Chief Financial Officer on May 14, 1998. Brown oversees all financial matters related to First & Goal and the Seahawks. Prior to joining the Seahawks front office, Brown had spent the last three months serving in the same capacity for First & Goal, the company formed by Paul Allen in 1997 to manage the development, construction and operation of the football/soccer stadium and exhibition center. He brings more than 25 years of financial experience to his new position. Before joining First & Goal, Brown was the chief financial officer for Administrative Systems, Inc. and Thurman Industries, Inc., as well as director of accounting for Egghead Discount Software. Brown received his masters of business administration from the University of Puget Sound. Brown is also a board member of the Shoreline YMCA, and is an AAU Youth Basketball coach. He and wife, Carol, reside in Shoreline with their two sons, Keyon and Kai.

MIKE FLOOD

Vice President/Community Outreach/ Information Systems/Facilities



Mike Flood enters into his second season with the Seahawks after joining the staff on July 1, 1997. Flood served as Community Outreach Director for Football Northwest prior to joining the Seahawks. Helped spearhead the state-wide campaign that resulted in the passage of Referendum 48 to build a combination football/soccer stadium and exhibition complex. A Seattle native, Flood attended Blanchet High School for three years before graduating from McLean High School in McLean, Virginia. He received a B.A. degree in Industrial Education from Washington State University and a Masters Degree in Education from the University of North Carolina. Flood owned and operated an agricultural flying service in Fort Scott, Kansas, before joining the Coast Guard. He served as a pilot and Civil Engineering Officer in the Guard flying C130s, Dassault Falcon jets, and H60 Jayhawk helicopters. From 1994-1996 he was the Air/Sea Rescue Operations Officer for coastal Oregon and Washington. Flood retired as a Commander in 1996 after 20 years in the service. He and his wife Marty, have a

son, Dan, and a daughter, Shannon.

RICHARD LEIGH

Vice President/General Counsel



Richard Leigh serves as Vice President and General Counsel for Football Northwest and First & Goal Inc. Leigh joined Football Northwest after spending eight years as a corporate attorney with the Seattle law firm of Foster, Pepper & Shefelman, PLLC, where he was a partner. Leigh was actively involved in the Rose Garden project in Portland, Oregon, focusing on various aspects of the project's financing. Immediately prior to joining Football Northwest, he was involved in the financing of the Maritime Park Arena in Miami, Florida, the proposed new home of the Miami Heat of the NBA. Leigh is a native of Los Angeles, California, where he attended Palisades High School. He holds a Bachelor of Arts Degree in History and Hispanic Studies from Brown University in Providence, Rhode Island, and a Master's Degree in International Politics from The Johns Hopkins University School of Advanced International Studies in Washington, D.C. He received his law degree from Columbia University School of Law in New York, New York. Leigh is a member of the Board of Trustees of the Greater

Seattle Chamber of Commerce and has served on the Kingdome Renovation Task Force, the King County Baseball Park Commission and the Board of the Central Seattle Recovery Center. Richard and his wife, Desiree, have a son, Trey.

DUANE McLEAN

Vice President/Ticket Sales & Services



Duane McLean joined the Seahawks in February of '98 after spending one year with the Detroit Lions where he served the Lions as Executive Director of Ticket Sales & Customer Service. Prior to his stint with the Lions, McLean spent two seasons (1994-96) with the Houston Rockets of the NBA, where the Rockets, under his direction had their largest season-ticket base in franchise history. McLean started his career in the front office of the NBA's Detroit Pistons (1984-93) and also spent a season as Vice President of Ticket Sales for the International Hockey League's Chicago Wolves. Since joining the Seahawks, McLean has been responsible for overseeing the revamping and streamlining of the club's ticket and suite sales operations, as well as the restructuring of the team's box office operation. A native of Rochester Hills, Michigan, McLean was an All-American baseball player at the University of Wisconsin-Parkside. He and his wife, Susan, have three children, Jayme, Kayla, and Dayne and reside in Redmond, Washington.

RANDY MUELLER

Vice President/Football Operations



Randy Mueller enters his fourth season as Vice President/Football Operations and 16th as a member of the staff. Promoted to his current position on June 1, 1995, Mueller oversees all aspects of the club's football operations including player personnel, scouting and contract negotiations. Mueller joined the franchise in June of 1983 as an assistant in Pro Personnel and was promoted to Pro Personnel Director in 1990. He enjoyed a stellar three-year career at Linfield College in McMinnville, Oregon. As a senior, he quarterbacked Linfield to the NAIA Division II National Championship in 1982. He was named Most Valuable Offensive Player in the Wildcats 33-15 national championship win over William Jewell College, as well as offensive MVP in a semifinal win over Westminster College. Also earned All-District and All-Northwest Conference honors, along with being an honorable mention Associated Press Little All-America. Mueller lettered in football, basketball, and baseball at St. Maries High School in St. Maries, Idaho. His brother, Rick, is college scouting director for the Jacksonville Jaguars. Randy and his wife, Lori, have a daughter, Riley.

SCOTT PATRICK

Vice President/Corporate Sales



Scott Patrick joined the Seahawks in August 1997 after 11 seasons with the Seattle SuperSonics of the NBA, including the last five as the Sonics Vice President of Corporate Sponsorship and Broadcast. With the Sonics, Patrick was responsible for all sponsorship revenues generated through Sonics television, cable, network radio, Key Arena signage, cause marketing, publications, internet advertising, and promotions. Prior to joining the Sonics, he served as the tournament coordinator for the LPGA SAFECO Classic in Seattle. He was active in the GTE Northwest Classic, a Senior PGA Tour event, while an account manager with Andersen Sports Marketing in Bellevue, Washington. While at Andersen, he assisted with the marketing and regionalizing of the University of Oregon's sports radio network, as well as developing syndicated coaches shows for the University of Washington, Washington State University, and the Seahawks. Patrick also serves as Vice President/Corporate Sales of Action Sports Media, a Paul Allen owned affiliate of Football Northwest that is in the first year of a major sports marketing contract with the University of Washington. A native of Ellensburg, Washington, Patrick has a B.S. degree in Communications from the University of Washington. He and his wife, Ronda, live in Bellevue with their two children, Brooks and Bailee.

GARY WRIGHT

Vice President/Communications



Gary Wright enters into his 23rd season and his 11th as a vice president. Named to his current position in June 1995, after serving as Vice President/Administration and Public Relations since 1992. Joined the Seahawks in 1976, as director of publicity. Wright was named public relations director in 1982 and added the title of vice president in 1987. Wright was chosen by Hall of Famer Steve Largent to be his presenter at Largent's July 1995 induction ceremonies. Wright has headed up the league's media relations staff at the last 11 Super Bowls. He spent two seasons prior to joining the Seahawks as the publicity director for the Southern California Sun of the World Football League and as league publicity director. Also served as vice president of operations for the Phoenix Racquets of World Team Tennis. Wright was the sports information director at Long Beach State University and taught history and journalism in high school after graduating from Long Beach State. Gary and his wife, Ann, have two grown sons, Larry and Steve.



Seahawks players, like CB Shawn Springs, often do their shopping at the EndZone Store.

RICK THOMPSON


Assistant Football Operations Director



Rick Thompson is an original member of the team's staff. Thompson joined the Seahawks in 1975 as an assistant in the player personnel department and was promoted to Assistant Player Personnel Director in July of 1984. Thompson was promoted to his current position of assistant football operations director in May of '98. In addition to his player personnel duties, Thompson has served as the Seahawks training camp director since 1978. He is a graduate of Hamline University in St. Paul, Minnesota, where he earned a degree in Sports Administration. As an undergraduate, he worked for the Minnesota Vikings for five years. Thompson is a graduate of Lincoln High School in Bloomington, Minnesota. He and his wife, Kathy, have a daughter, Kacie, and a son, Nicholas.

PAT MONDOCK


College Scouting Director



Pat Mondock joined the scouting staff on June 6, 1994, after eight seasons with the Indianapolis Colts. Named the club's College Scouting Director in May of '98. Joined the Colts in June 1986, from BLESTO, where he had been the combine's Western Region Scout. Mondock has 22 years of high school and college coaching experience. He served as the head coach at Washington and Jefferson College in Washington, Pennsylvania, from 1972-82, and was a high school head coach at both Southern Coloumbia County and Ridgway High Schools in Western Pennsylvania, from 1962-70. He holds an undergraduate degree from Lock Haven State College in Lock Haven, Pennsylvania, and a Masters Degree from West Virginia University in Health and Physical Education. Pat and his wife, Kathleen, have a blended family of seven grown children.

BILL QUINTER


Pro Scouting Director



Bill Quinter joined the staff on June 1, 1996, promoted to Pro Scouting Director in May of '98. Prior to joining the Seah 1962 before joining the Ottawa Rough Riders in 1963. Earned All-CFL honors as a linebacker in 1964. After coaching at Indiana State in 1968 and Pittsburgh from 1968-72, he went back to the CFL as an assistant with the Toronto Argonauts in 1973. He also served as the defensive coordinator of the Calgary Stampeders in 1976 before joining the B.C. Lions in 1977 as offensive line coach. In 1981, he switched over to the defensive line for two seasons. In 1983 the Lions named him their player personnel director. In 1984 he was named the General Manager of the Saskatchewan Roughriders. From 1987 to 1990 he was the player personnel director of the Winnipeg Blue Bombers before rejoining the Lions in 1990 in the same capacity. Bill and his wife, Christine, have six children, sons Josh and Bill, Jr., and daughters Judi, Jose, Jenny, and Joy.

BILL BAKER


Eastern Supervisor



Bill Baker joined the scouting staff in May of 1998, having spent the last nine seasons with the Atlanta Falcons as an area scout. He will oversee the Eastern region for the Seahawks. A Native of Jasper, Tenn., Baker played collegiately for the University of Tennessee, handling running back and kick return chores on three Bowl teams (Gator, Cotton, and Orange). Prior to joining the Falcons, Baker served as the defensive coordinator at Richmond University (1983-88). Has made coaching stops at Wichita State, Louisville, North Alabama, Tennessee, Samford, and Austin Peay. He and his wife, Paula, have one daughter, Jennifer, and reside in Richmond, Va.

MIKE FAULKNER

Western Supervisor



Mike Faulkner joined the Seahawks in June of '98, after serving the San Francisco 49ers as an area scout for the last seven years (1991-97). Faulkner has 16 years of NFL experience as a coach and scout with Washington Redskins (1974-78), New York Giants (1980), N.Y. Jets (1983-89) and Cleveland Browns (1990). Additionally, he coached with Toronto (1979) and Montreal (1982) of the CFL and Eastern Illinois (1981) collegiately. He was a two-way performer (quarterback and defensive back) at West Virginia Tech (1965-69). His coaching career began in West Virginia prep ranks in 1972. Born in Cameron, West Virginia, he and his wife, Laura, live in Horeshoe Bay, Tx.

DERRICK JENSEN


Area Scout



Derrick Jensen begins his eighth year with the Seahawks scouting staff having been hired in 1991 after a seven-year NFL playing career as a fullback. Jensen was a third-round draft choice of the Oakland Raiders in 1979 and played in 106 games, starting 21, in his career, including a streak of 105 straight. Served as the captain of the Raiders special teams for five seasons and contributed a blocked punt, which he recovered for the first touchdown, in the Raiders 38-9 win over the Washington Redskins in Super Bowl XVIII. Also part of the Raiders Super Bowl XV championship team. Finished his Raiders career with 780 yards on 224 carries, with five touchdowns. Added 44 receptions and three scores and returned an onside kick 33 yards for a touchdown against the New York Giants in 1980. Two-time Southland Conference Most Valuable Player while at Texas-Arlington. Finished his career with 3,346 rushing yards, the first player in conference history to top 3,000 yards. Attended Oswatimie High School in Oswatimie, Kansas. Derrick and his wife, Amanda, have a son, Davis.

DOUG KRETZ


Area Scout



Doug Kretz joined the Seattle Seahawks scouting staff full-time in June of 1981 after working two years on a part-time basis. A Seattle Pacific University graduate, Kretz lettered in soccer as a collegian and earned his degree in Physical Education. He broke into coaching at Redmond Junior High in Redmond, Washington. The next four years were spent as an assistant football coach and soccer coach at Newport High in Bellevue, Washington. A native of Seattle, Kretz attended Mercer Island High School, where he played football and baseball. Doug and his wife, Gerri, have a daughter, Berit.

DAVE NUSZ

Area Scout



Dave Nusz enters his 12th season as a scout, having joined the Seahawks in July, 1986. He spent 28 years as a collegiate assistant coach at the University of Maryland (1956-57), William and Mary (1958-61), University of Detroit (1962-65), University of Texas-El Paso (1966-70), Mississippi State (1971-72), Memphis State (1973-74), Southern Methodist (1974-75), Vanderbilt (1976-78), and the University of Louisville (1979-83). Nusz coached the defensive backs and linebackers for two seasons (1984-85) with the Jacksonville Bulls of the United States Football League before joining the Seahawks. A graduate of the University of Maryland with a degree in Physical Education, Recreation and Health, Nusz played on three Terrapin teams that won 27-of-32 games, played in two Orange Bowls (1953 and 1955) and won the 1953 National Championship with a 10-1-0 record. The 1955 squad finished third in the nation also with a 10-1-0 mark. Dave and his wife, Bette, have a daughter, Kerry, and a son, Tommy. His last name is pronounced "News."

JOHN PETERSON

Area Scout




John Peterson begins his second season having joined the staff in July 1997. Brings 27 years of college and professional experience to the Seahawks. Has worked in both the Canadian Football League and World League with the Ottawa Rough Riders (1989-91) and Toronto Argonauts (1994-96) as Director of Player Personnel of the CFL and with the San Antonio Riders of the World League as Vice President/ General Manager from 1991-92. Served as the head coach at Bemidji State University from 1983-89, and was also athletic director from 1982-84. Head coach at Frostburg State University from 1977-81 and served as an assistant coach at Northern Illinois, Westminster College, and Holy Cross College. Attended Pioneer High School in Ann Arbor, Michigan, and attended Northern Michigan University and Eastern Michigan University where he played defensive end and tackle. Earned his B.S. degree from Eastern Michigan, an M.A. from Michigan State, and a Ph.D. from the University of Utah. Taught at Northern Illinois University, the University of Utah, Frostburg

State, and Bemidji State.

DOUG WHALEY

Area Scout



Doug Whaley enters into his third season as an area scout, having joined the staff in July of 1996. He spent the year prior to coming to the Seahawks as an assistant in the pro personnel department of the Pittsburgh Steelers. Whaley lettered four seasons at the University of Pittsburgh as a safety. He started his last three seasons and was credited with 230 tackles and four interceptions. He graduated with a degree in Business Finance and worked for one year as a retail stockbroker on Wall Street before joining the Steelers. Whaley attended Upper St. Clair High School in Pittsburgh, lettering in football, wrestling and track.

JIM WHITESEL

Head Athletic Trainer



Jim Whitesel an original member of the staff, Whitesel begins his 23rd season and his 14th as head trainer. Was the head trainer at Seattle Pacific University for the two years prior to joining the Seahawks and also worked as an assistant trainer at the University of Washington and Washington State University. Has spent the last 34 years working in the athletic training field. Holds a Masters Degree in Sports Medicine from the University of Washington and is a certified member of the National Athletic Trainers Association. Was inducted into the NATA Hall of Fame in 1998. He graduated from Franklin Pierce High School in Tacoma, Washington. Jim and his wife, Sharron, have a daughter, Anna, and two sons, Joe and Mike.

TODD SPERBER

Assistant Athletic Trainer



Todd Sperber joined the staff in 1994 after 13 seasons with the Los Angeles Raiders. Joined the Raiders as their part-time assistant trainer in 1981 and was promoted to full-time status in 1985. Graduated from California Poly San Luis Obispo with a degree in Physical Education. Worked as a student trainer for football and basketball while an undergraduate. Received his Masters Degree in Education/Physical Education from Cal State University Dominguez Hills. Member of the National Athletic Trainers Association and the National Strength and Conditioning Association. Attended Yucaipa High School in Yucaipa, California, lettering in basketball. Todd and his wife, Susie, have two daughters, Carly and Tori.



Eddie Antuna
Scouting



Chuck Arnold
Ticket Operations/
Customer Services Dir.



Dr. Kevin Auld
Head Team Physician



Donn Bagnall
Season/Ticket Sales Dir.



Travis Baldree
Webmaster



Julie Barber
Admin. Assistant/PR




Michael Baugh
Football Administration




Howard Baus
Equipment Assistant



Karen Beckman
Controller




Bob Bennett
Ticket Sales



Walter Blenman
Ticket Sales



Sarita Carter
Outreach Coordinator




Vernon Cheek
Publications Director



Ping Chen
Accountant



Melody Cherry
Admin. Asst./Ticket Sales



Rick Crawford
Mgr. Broadcast/
Gameday Ops.



Ron Davis
Football Administration



Jeanne Denkmann
Executive Asst.



Duc Dinh
Facility Maint. Asst.



Linda Ebi
Admin. Asst./Scouting



Thom Fermstad
Video Director



Emily Forster
Ticket Promo/Ops Coord.



Lisa Gallegos
Merchandise Sales Mgr.



Craig Givens
Asst. Video Director



Nesby Glasgow
Player Programs Director



Susan Goodwin
Suite Sales Director



Sandy Gregory
Community Outreach Dir.



Evan Harding
Corporate Sales Mgr.



Sue Harris
Asst. Store Manager



Sue Hart
Travel Agent



Susan Havens
Retail Store Mgr.



Dr. Stan Herring
Medical Services Dir.



Paul Johns
Asst. Outreach Director




Michael Johnson
Information Systems Dir.



Cindy Kelley
Human Resources Dir.



Erik Kennedy
Equipment Manager



Lynn Kennedy
Facilities




Dr. Ed Khalfayan
Team Physician



Bil King
Info. System Administrator



Charlotte Kores
Executive Assistant



Hal Kulgren
Security



John Loy
Ticket Sales



Mike MacCulloch
Ticket Sales



Kaarta Maron
Ticket Pub./Ops Coord.



Gina Martinez
Corporate Sales Coord.



Brad Melland
Equipment Assistant



Sterling Monroe
Information Systems Mgr.



John Monson
Facilities Director



James Nagaoka
Spec. Projects/Travel Dir.



Danielle Patterson
Accounting Administrator



Dave Pearson
Public Relations Director



Lauri Perry
Admin. Asst./Community



Tag Ribary
Asst. Pro Scouting Dir.



John Roche
Ticket Sales



Flora Seaborg
Executive Assistant



Casey Shaw
Ticket Sales



Susan Short
Ticket Sales



Dr. Brad Shoup
Team Physician



Patti Sipes
Executive Assistant



Reid Skinner
Marketing Manager



Steve Sloboda
Ticket Sales



Ken Smith
Asst. Athletic Trainer



George Sybrant
Team Chef



Natalie Thomas
Receptionist



Sherri Thompson
Sea Gal Director



Corky Trewin
Staff Photographer



Mike Wacker
Director of Broadcasting



John Webb
Ticket Sales




Kevin Williams
Corporate Sales Director



Steve Wright
Asst. Public Relations Dir.




DT Cortez Kennedy had a street named after him this past offseason in his hometown of Wilson, Arkansas.



COACHING STAFF

Dennis Erickson Head Coach




**SEAHAWKS
EXPERIENCE:**
4th Year
**NFL
EXPERIENCE:**
4th Year

SEAHAWKS: Enters into his fourth season as the Seahawks head coach having steadily re-built a franchise that had posted the NFL's second worst record (14-34) in the three seasons prior to his arrival. Erickson has topped that win total with a 23-25 record in his first three seasons, including an 8-8 mark in 1995 and '97, Seattle's best finish since a 9-7 mark in 1990. The '97 club produced the NFL's top rated passing offense (274.4 yards per game) while establishing franchise marks for most yards passing (4,187), completions (359), and attempts (609). It marked the first time in the franchise's 22-year history that the club paced the NFL in any of the NFL's top six offensive or defensive categories. The Seahawks finished the season with the league's No. 3 offense, which equals Seattle's highest-ever finish (1978) and registered more first downs (331) than any team in the league except Denver (340). Meanwhile, the defensive unit finished eighth in the league including a club record for fewest yards allowed in a single game by holding the Indianapolis Colts to 118 total yards of offense in a 31-3 win (9/14). That made the '97 Seahawks one of just four teams to record top ten efforts on both offensive and defensive sides of the ball (Denver, Green Bay and Pittsburgh). Under Erickson's guidance, the Seahawks have been exciting, with ten of the club's wins coming within the two minute mark. He has also led the Seahawks to the greatest comeback in franchise history, overcoming a 20-point deficit in a 31-27 win at Denver (12/10/95). His offense has been responsible for producing 35 300-yard plus performances of total offense including nine 400-yard games, a 554-yarder, and the club's first 400-yard plus passer (Warren Moon's 409 vs. Oakland, 10/26/97) since Dave Krieg's 410-yard effort at the Raiders (12/18) in '88, a span of 136 games. The '95 team rebounded from a 2-6 first half of the season to win six-of-seven and be in playoff contention until a week 17 loss at Kansas City to the Chiefs, who finished with the NFL's best record. The 1996 team started 0-3, but came to .500 (5-5) after a

three-game winning streak and finished the season 7-9, despite the loss of then starting quarterback John Friesz in the tenth game. In his first two seasons, the Seattle offense had its first 400-yard game since 1988, a period of 99 games, and Friesz had the first individual 300-yard passing game since 1991, a span of 79 games. Erickson was named the fifth head coach in Seahawks history on January 12, 1995, and follows Jack Patera (1976-82), Mike McCormack (1982), Chuck Knox (1983-91), and Tom Flores (1992-94) as the Seahawks head coach. A native of Everett, Washington, Erickson is one of two current NFL coaches to be the head coach of his hometown team along with the Pittsburgh Steelers Bill Cowher, a native of Pittsburgh.

NFL HEAD COACHING EXPERIENCE: Begins his fourth season as a head coach in the National Football League, all with the Seahawks. Possesses a 23-25 career record.

COLLEGE HEAD COACHING EXPERIENCE: A proven winner in each of his four college head coaching jobs, Erickson posted a 113-40-1 overall record and won two national championships in 13 seasons as a head coach, enduring only one losing season. In addition, he captured coach of the year honors in three different conferences—Big Sky, Pac 10, and Big East. Reached 100 career wins in his 137th game, becoming the third-quickest to reach that plateau among Division I head coaches active in 1994, trailing Penn State University's Joe Paterno (122 games) and the University of Nebraska's Tom Osborne (126 games). Spent six seasons (1989-94) at the University of Miami and compiled an NCAA-best 63-9-0 record (.875) and won national championships in his first season of 1989 and again in 1991. Posted a 35-2 home mark at the Orange Bowl,



including being part of an NCAA record 58 straight wins. Became only the second head coach in NCAA history to win a national championship in his first season at a school. The Hurricanes finished the 1989 regular season 10-1, losing only to Florida State, and defeated the University of Alabama in the USF&G Sugar Bowl, 33-25. During the year they knocked off the undefeated defending national champion University of Notre Dame, 27-10. At the end of the year they led the country in total defense (216.5 yards per game), rushing defense (69.1), and scoring defense (9.3 points per game). Erickson was a finalist for national coach of the year honors and was named the All-South Independent Coach of the Year. His 1990 squad finished 10-2 and ranked third in the country following a 46-3 win over the University of Texas in the Mobil Cotton Bowl. In 1991, Miami posted a perfect 12-0 mark capped by a 22-0 win over the University of Nebraska in the Federal Express Orange Bowl, winning a share of the national title with the University of Washington. Winning two national titles in his first three seasons at Miami matched the NCAA record set by the University of Oklahoma's Barry Switzer in 1974 and 1975. In 1992, his squad entered the Sugar Bowl 11-0 with a chance to capture a third national title, but dropped a 34-13 decision to eventual national champion Alabama, who finished 12-0. That squad finished third in the country. After both the 1991 and 1992 seasons he was named Big East Coach of the Year. In 1993 Miami finished 9-3 and was ranked 15th, while in 1994, they were 10-2, ranking sixth in the nation. While at Miami, his teams captured two national championships and entered three additional bowl games in contention for a national title, played in six straight New Year's Day bowl games, and won at least 10 games five times. Erickson coached 14 first-team All-America players, a Heisman Trophy winner (quarterback Gino Torretta in 1991), Outland Trophy winner (defensive tackle Russell Maryland 1990), and Lombardi Award winner (defensive tackle Warren Sapp in 1994). In addition, Maryland was the first pick in the entire 1991 draft. He started his head coaching career at the University of Idaho in 1982 compiling a 32-15-0 (.681) mark in four seasons, the most wins in school history, and advancing to the NCAA I-AA playoffs his first and last seasons in 1982 and 1985. He was named Big Sky Coach of the Year both seasons and the 1985 team captured the school's first conference title in 14 seasons. In 1986 he moved to the University of Wyoming. He installed his Air Express attack in place of the wishbone and turned around a 3-8 team to one that went 6-6, losing three games by seven or fewer points, and finished second in the nation in passing offense, while breaking all school passing records. He moved to Washington State University in 1987 and after a 3-7-1 first season went 9-3-0 in 1988, taking the Cougars to the Aloha Bowl, their first bowl game

since 1981, and only the fourth bowl game in school history. Washington State's 24-22 win over the University of Houston was the first bowl game win by a WSU team in 72 years and gave the Cougars a final national ranking of 16th, the highest in school history. That season also included an upset of number one ranked UCLA in Los Angeles. His quarterback, Timm Rosenbach, led the nation in passing efficiency with a 162.0 rating, and was later a first-round supplemental draft choice of the Arizona Cardinals in 1989.

COLLEGE ASSISTANT COACHING EXPERIENCE:

Started his career as a graduate assistant at his alma mater, Montana State University, in 1969. He spent the next spring as a graduate assistant at Washington State before moving into the high school ranks as the head coach at Billings Central High School in Billings, Montana. In 1971, he returned to Montana State as the offensive backfield coach. In 1974 and 1975, he served as the offensive coordinator at the University of Idaho, before taking the same job at Fresno State University. In 1979, he moved to San Jose State University as their offensive coordinator, remaining there until taking the head coaching job at the University of Idaho in 1982.

COLLEGE PLAYING EXPERIENCE: Was a three-year starter at quarterback at Montana State University from 1966 to 1968, twice earned first-team All-Big Sky Conference honors in 1967 and 1968, and was an honorable mention All-America as a senior. He set school records for career total offense (3,945 yards), career passing yards (3,181), passing yards in a single-season (1,819 in 1968), passing yards in a single game (282 versus Montana), while ranking second all-time with 126 points and 21 touchdowns. His 70-yard pass to Ron Bain against Northern Arizona in 1968 was a school record. In addition, he was the holder for future NFL Hall of Fame kicker Jan Stenerud. Graduated with a B.S. in Physical Education.

PERSONAL: Is a native of Everett, Washington, located 30 miles north of Seattle. His father, Robert (Pink) Erickson, was a highly-successful high school coach at Ferndale High School in Ferndale, Washington, and Cascade High School in Everett, and he and his wife, Mary, still live in Everett. Dennis attended Everett High School, lettering in football and basketball and was 2-1 against his father. The current head coaches of the University of Washington, Jim Lambright (1960), and Washington State University, Mike Price (1964), along with Erickson (1965), all attended Everett High School. Dennis and his wife, Marilyn, have two sons, Bryce and Ryan. Born March 24, 1947, in Everett, Washington.

ALL-TIME COACHING RECORDS

		Regular Season				Postseason		
		W	L	T	Pct.	W	L	Pct.
1976-82*	Jack Patera	35	59	0	.372	---	---	---
1982	Mike McCormack	4	3	0	.571	---	---	---
1983-91	Chuck Knox	80	63	0	.559	3	4	.429
1992-94	Tom Flores	14	34	0	.291	---	---	---
1995-	Dennis Erickson	23	25	0	.479	---	---	---

* Patera was replaced by Mike McCormack after two games of the 1982 season.

ERICKSON'S NFL RECORD

Year	Team	W	L	T	Pct.	Finish
1995	Seattle	8	8	0	.500	T3rd, AFC West
1996	Seattle	7	9	0	.438	T4th, AFC West
1997	Seattle	8	8	0	.500	3rd, AFC West
NFL TOTALS		23	25	0	.479	

ERICKSON'S COLLEGE RECORD

Year	School	Overall				Conference			
		W	L	T	Pct.	W	L	T	Pct.
1982	Idaho	9	4	0	.692	5	2	0	.714
1983	Idaho	8	3	0	.727	4	3	0	.571
1984	Idaho	6	5	0	.545	4	3	0	.571
1985	Idaho	9	3	0	.750	6	1	0	.857
1986	Wyoming	6	6	0	.500	4	4	0	.500
1987	Washington State	3	7	1	.318	1	5	1	.214
1988	Washington State (16)	9	3	0	.750	5	3	0	.625
1989	Miami (1)	11	1	0	.917	-	-	-	-
1990	Miami (3)	10	2	0	.833	-	-	-	-
1991	Miami (1)	12	0	0	1.000	2	0	0	1.000
1992	Miami (3)	11	1	0	.917	4	0	0	1.000
1993	Miami (15)	9	3	0	.750	6	1	0	.857
1994	Miami (6)	10	2	0	.833	7	0	0	1.000
COLLEGE TOTALS		113	40	1	.737	48	22	1	.683

Final Associated Press ranking in parenthesis


ERICKSON'S COACHING CAREER

1969	Montana State University: <i>Graduate Assistant Coach</i>
1970	Washington State University: <i>Graduate Assistant Coach</i> (Spring)
1970	Billings (Montana) Central High School: <i>Head Coach</i>
1971-73	Montana State University: <i>Offensive Backfield Coach</i>
1974-75	University of Idaho: <i>Offensive Coordinator</i>
1976-78	Fresno State University: <i>Offensive Coordinator</i>
1979-81	San Jose State University: <i>Offensive Coordinator</i>
1982-85	University of Idaho: <i>Head Coach</i>
1986	University of Wyoming: <i>Head Coach</i>
1987-88	Washington State University: <i>Head Coach</i>
1989-94	University of Miami: <i>Head Coach</i>
1995-	Seattle Seahawks: <i>Head Coach</i>

Assistant Coaches



Pete Rodriguez **Asst. Head Coach/Special Teams**



**SEAHAWKS
EXPERIENCE:**
1st Year
**NFL
EXPERIENCE:**
11th Year

SEAHAWKS: Begins his 11th season as an assistant in the National Football League and first with the Seahawks. Named to his current position on February 9, 1998. Will add the spark needed to improve a special teams unit that ranked last in the AFC in punt returns last season. Widely regarded as the top special teams coach in the NFL. He was named special teams coach of the year in 1992.

NFL COACHING EXPERIENCE: Entered the NFL as the Los Angeles Raiders special teams coach (1988-89). Served in a similar capacity with the Phoenix Cardinals (1990-93) before joining the Washington Redskins staff (1994-97). Before entering the NFL he worked with the USFL's Michigan Panthers as a defensive line coach from 1983-84. Also coached with the USFL's Denver Gold (1985) and Jacksonville Bulls (1986), while spending one year in the CFL with the Ottawa Rough Riders (1987). Has tutored five pro bowl punters, including Washington's Matt Turk, who led the NFL in net punting last season.


COLLEGE COACHING EXPERIENCE: Broke into coaching as a graduate assistant at Arizona (1968-69) and later served as defensive coordinator at Western Illinois (1970-73), Florida State (1974-75) and Iowa State (1976-78) before a four-year stint as head coach at Western Illinois from 1979-82. Also made stops as defensive coordinator at Northern Iowa in 1986 and the CFL's Ottawa Tough Riders in 1987.

COLLEGE PLAYING EXPERIENCE: Played offensive guard and linebacker at Western State College in Colorado. Earned his bachelor's degree at Western State College in Colorado where he was an offensive guard and linebacker.

PERSONAL: A Chicago native, and diehard Cubs

fan, he was born July 25, 1940, and has two daughters, Regina, with the U.S. District Attorney's office in Colorado, and Marla, a former public relations assistant with the World League's Ohio Glory, currently the associate sports information director at Rutgers University.

Bob Bratkowski **Offensive Coordinator**



**SEAHAWKS
EXPERIENCE:**
7th Year
**NFL
EXPERIENCE:**
7th Year

SEAHAWKS: Enters into his seventh season with the Seahawks and third as offensive coordinator. Promoted to offensive coordinator and wide receivers coach on January 12, 1995, after having served as wide receivers coach since January 22, 1992. His offense finished the '97 season with the NFL's top-rated passing attack (247.4 yards per game) and third overall in the league while establishing records for most yards passing (4,187), completions (359) and attempts (609). The unit finished second in first downs with 331 (Denver, 340) and produced a franchise record nine consecutive games over 300 yards of total offense. One of his pupils all six of his seasons has been Brian Blades who ranks as the franchise's second all-time leading pass catcher with 566. In both 1993 and 1994, Blades set single season franchise marks with 80 and 81 receptions. In 1995, Joey Galloway was added to the mix and he proceeded to set franchise records for receptions and yards by a rookie with 67 receptions for 1,039 yards, becoming only the tenth rookie in NFL history and first since 1986 to surpass 1,000 yards. Galloway came back his second season with 57 receptions for 987 yards. Last season, Galloway paced the club with a career-high 72 catches and 12 touchdowns, and now has accounted for 26 touchdowns in three seasons.

NFL COACHING EXPERIENCE: Begins his seventh season in the NFL, having spent his entire career with the Seahawks.

COLLEGE COACHING EXPERIENCE: Spent 14 sea-

sons in the collegiate ranks, including the last six seasons as Dennis Erickson's offensive coordinator and wide receivers coach at the University of Wyoming (1986), Washington State University (1987-88) and the University of Miami (1989-91). The University of Miami won two national championships (1989 and 1991) during his tenure. Began his career as the wide receivers coach at the University of Missouri in 1978. Moved to Weber State University as wide receivers coach in 1981 and was promoted to offensive coordinator in 1984 at age 28. Joined Erickson's staff at the University of Wyoming in 1986 as offensive coordinator and wide receivers coach and moved with Erickson to Washington State University in 1987 and to Miami in 1989. At Wyoming, the team broke every school record for team and individual passing, while finishing second in the nation in passing yards per game. While at Washington State, the Cougars ranked third nationally in total offense in 1988 and were tenth in scoring, while posting a 9-3 mark, an Aloha Bowl win and the school's highest-ever national ranking (16th).

COLLEGE PLAYING EXPERIENCE: Lettered three seasons, 1975-77, as a wide receiver at Washington State University. Redshirted in 1974 after playing with the junior varsity in 1973. Earned his degree in Education from the University of Missouri in 1979.

PERSONAL: Attended Premonite High School in Green Bay, Wisconsin, lettering twice each in football, basketball, and golf. His father, Zeke, played quarterback for 14 seasons in the NFL with the Chicago Bears (1954, 1957-60), Los Angeles Rams (1961-63), and Green Bay Packers (1964-68, 1971) and spent 25 seasons as an assistant in the NFL with the Packers (1969-70, 1975-81), Bears (1972-74), Baltimore-Indianapolis Colts (1982-84), New York Jets (1985-89, 1995-96), Cleveland Browns (1990), and Philadelphia Eagles (1991-94). Bob and his wife, Rebecca, have two children, a son, Shane, and a daughter, Courtney. Born December 2, 1955, in San Angelo, Texas.

Greg McMackin Defensive Coordinator



**SEAHAWKS
EXPERIENCE:**
4th Year
**NFL
EXPERIENCE:**
4th Year

SEAHAWKS: Named to his current position on January 27, 1995, after being originally hired on January 12. Begins his 29th consecutive season han-

dling the defensive side of the football. Has steadily molded the Seahawks defense into a more attacking, quick, and aggressive unit based on the play of tackles Cortez Kennedy and Sam Adams and the speed of the linebackers. In '97, the unit finished as the eighth rated defense in the NFL (highest ranking since '91) holding the Indianapolis Colts (9/14) to a franchise-record 118 total yards of offense. The unit has recorded 90 quarterback sacks over the last two seasons including 48 in '96, third in the NFL and third for a single season in franchise history. Two players were voted to the Pro Bowl last season, DE Michael Sinclair, who has registered 25 sacks in the last two seasons, and S Darryl Williams who led the AFC with a career-high eight interceptions.


NFL COACHING EXPERIENCE: Begins his fourth season as an assistant coach in the NFL.

COLLEGE COACHING EXPERIENCE: Spent the 1994 season as the defensive coordinator at the University of Miami after joining Dennis Erickson's Hurricanes staff as the defensive backfield coach in 1993. Miami led the nation in three defensive categories in 1994: total defense, pass defense, and scoring defense. Has spent 20 of the past 22 seasons in the college ranks. Started his career as a graduate assistant coach at the University of Arizona in 1968. Coached in high school for five seasons before moving to Western Oregon State College in Monmouth, Oregon, in 1974 as the defensive coordinator and recruiting coordinator. Handled the same duties at the University of Idaho from 1977-78. Served as the assistant head coach and secondary coach at San Jose State University from 1979-83, where Dennis Erickson was the offensive coordinator from 1979-81, and Jack Elway was the head coach from 1979-83. Joined Elway at Stanford University from 1984-85, where he handled the linebackers. After two seasons in the United States Football League with the Denver Gold, he served from 1986-89 as the head football coach and assistant athletic director at Oregon Tech University in Klamath Falls, Oregon. From 1990-92 he served as the defensive coordinator at the University of Utah (1990-91) and at the United States Naval Academy (1992).

COLLEGE PLAYING EXPERIENCE: Was a four-year starter and three-time all-conference selection as a defensive back at Southern Oregon State University, in Ashland, Oregon (1964-68). Graduated with a B.A. degree in Physical Education and earned a Masters in Education from the University of Arizona.

PERSONAL: Attended Springfield High School in Springfield, Oregon. Served as an assistant coach at Aloha High School in Aloha, Oregon, from 1968-71, before being elevated to head coach in 1971 for three seasons. Greg and his wife, Heather, have a daughter, Shannon. Born April 24, 1947, in Springfield, Oregon. Has authored a book, *Coaching the Defensive Backfield*, which is in its second printing.

Tommy Brasher Defensive Line



**SEAHAWKS
EXPERIENCE:**
7th Year
**NFL
EXPERIENCE:**
16th Year

SEAHAWKS: Begins his seventh season as the defensive line coach after being hired on January 23, 1992. Was retained by Dennis Erickson on January 16, 1995. Saw two of his players, tackle Cortez Kennedy and end Michael Sinclair, voted into the Pro Bowl in 1996, and one (Sinclair) following the '97 season. It was the second Pro Bowl for Sinclair, who registered 12.0 sacks, and has now recorded 25 sacks in his last two seasons. The unit has been responsible for 90 sacks over the last two seasons, including the third-highest total in franchise history in 1996 (48).

NFL COACHING EXPERIENCE: Enters into his 16th NFL season in 1998. He has served as the defensive line coach with the New England Patriots (1982-84), Philadelphia Eagles (1985), Atlanta Falcons (1986-89), and Tampa Bay Buccaneers (1990), prior to joining the Seahawks. He spent the 1991 season in private business. Has coached two of the NFL's all-time best defensive linemen in Reggie White (1985) and Cortez Kennedy.

COLLEGE COACHING EXPERIENCE: Started his college coaching career at the University of Arkansas, his alma mater, as the defensive line coach under Frank Broyles in 1970. He moved to Virginia Tech in 1971 as defensive line and linebackers coach and spent the 1974 and 1976 seasons at Northeastern Louisiana University as defensive coordinator and defensive line coach. He coached the defensive line at Southern Methodist University from 1977 through 1981.

COLLEGE PLAYING EXPERIENCE: A three-year letterman and two-time All-Southwest Conference linebacker under Frank Broyles at Arkansas in 1962 and 1963. He twice played in the Sugar Bowl and was a teammate of Dallas Cowboys owner Jerry Jones and Miami Dolphins head coach Jimmy Johnson.

PERSONAL: Played football at El Dorado High School in El Dorado, Arkansas. He also began his coaching career at El Dorado in 1964 as an assistant. He coached at Ball High in Galveston, Texas (1965-66), and was the head coach at Hot Springs

High in Hot Springs, Arkansas (1967-69). In 1975, he left the college ranks to become the defensive line coach of the Shreveport Steamer of the World Football League. Tommy and his wife, LaNelle, have two daughters, Melodie and Christie. He was born on December 30, 1940, in El Dorado. His last name is pronounced BRAY-zure.

Dave Brown Defensive Coach



**SEAHAWKS
EXPERIENCE:**
7th Year
**NFL
EXPERIENCE:**
7th Year

SEAHAWKS: Enters into his seventh season as an assistant coach. Originally joined the Seahawks on January 24, 1992, under Tom Flores, and was retained by Dennis Erickson on January 27, 1995. Will continue to oversee the education of two young starting cornerbacks in 1997, Willie Williams and 1997 first-round draft choice Shawn Springs.


NFL COACHING EXPERIENCE: Brown enters into his seventh season as an NFL assistant in 1998. He is one of seven former Seahawks players to currently serve as NFL assistants joining Fred Hoaglin (1976), now with the Jacksonville Jaguars, Sherman Smith (1976-82) with the Tennessee Oilers, Blair Bush (1983-88) Carolina Panthers, Harold Jackson (1983) New Orleans Saints, Mike Tice (1981-88, 1990-91) Minnesota Vikings, and Jim Zorn (1976-83) Detroit Lions. In addition, Sam Clancy (1983) Barcelona Dragons and Louis Clark (1987-92) Amsterdam Admirals coached in NFL Europe in 1998.

NFL PLAYING EXPERIENCE: Played 15 seasons as a defensive back with the Pittsburgh Steelers (1975), Seattle Seahawks (1976-86) and Green Bay Packers (1987-89). Missed the 1990 season on injured reserve with Green Bay because of an Achilles tendon injury and retired prior to the 1991 season. Played in 216 of a possible 222 games, starting 203, in his career prior to missing the 1990 season. The six games missed all came in 1981 with a broken leg. Finished his career with 62 interceptions, ranking him tied for fifth in NFL history. Had seven games with two interceptions. Ranks as Seattle's career interception leader with 50. Scored five touchdowns on interception returns, all with the Seahawks. Returned two for touchdowns against the Kansas City Chiefs on November 4, 1984, tying an NFL record. Totaled eight interceptions that season and was voted to the AFC Pro Bowl squad. Voted the Seahawks defensive

captain by his teammates from 1983 through 1986. Also holds Seahawks record for career (643) and single-season (179 in 1984) interception return yardage, and career return touchdowns (5). Third inductee into the Seahawks Ring of Honor in 1992. Originally drafted 26th on the first round by the defending Super Bowl Champion Pittsburgh Steelers in 1975, and saw action in 13 games as well as playing in Super Bowl X against the Dallas Cowboys. Was acquired by the expansion Seahawks in the 1976 Veteran Allocation Draft on March 30. Played and started 159 games at both free safety (1976) and right cornerback (1977-86) with Seattle before being traded to the Packers on August 26, 1987, for an eleventh-round 1988 choice. Started all 44 games that he played in Green Bay and was voted by his teammates defensive captain in 1988. Led the Packers with 12 interceptions in his three seasons.


COLLEGE PLAYING EXPERIENCE: Named to the University of Michigan's All-Time Team for the Second 50 Years of Wolverine Football in 1983. Three-year starter at safety and played on teams that posted a 30-2-1 record and shared three Big Ten titles. Was a three-time first-team All-Big Ten choice and a consensus first-team All-America as a junior and a unanimous choice as a senior. Played in the East-West Shrine Game, the Hula Bowl, Coaches All-America and College All-Star games after his senior season. Graduated with a degree in Radio and Television.

PERSONAL: Attended Garfield High School in Akron, Ohio. Active with the Fellowship of Christian Athletes and Pro Athletes Outreach. Is an accomplished racquetball player having finished second in both the 1980 NFL Players Association tournament and the 1987 Washington State Open. Named the 1982 Seattle NFL Man of the Year for his work in the community. Dave, and his wife, Rhonda, have two sons, Aaron and Sterling, and live in Woodinville, Washington. Born January 16, 1953, in Akron, Ohio.



Dave Brown (1976-86)

Keith Gilbertson Tight Ends



**SEAHAWKS
EXPERIENCE:**
**3rd Year
NFL
EXPERIENCE:**
3rd Year

SEAHAWKS: Enters into his third season with the Seahawks after being added to the staff on January 24, 1996. Spent the 1996 season as a defensive assistant working with the nickel package. Took advantage of his offensive background by handling the tight ends in 1997 and will continue to develop that unit this season.


NFL COACHING EXPERIENCE: Begins his third season as an assistant coach in the National Football League.

COLLEGE COACHING EXPERIENCE: Served as the head coach of the University of California-Berkeley for four seasons prior to joining the Seahawks. Compiled a 20-26 record including a 9-4 mark in 1993 with a 27-3 win over the University of Iowa in the Alamo Bowl. In 1993 his squad led the Pac 10 in total offense after finishing second in 1992. Started his coaching career at Idaho State in 1971 as the freshman coach before moving to Western Washington University (1974) as defensive coordinator and to the University of Washington (1976) as a graduate assistant. After five years as the offensive coordinator at Utah State (1977-81), he joined Dennis Erickson's staff at the University of Idaho as the offensive coordinator for one season. He left to coach in the United States Football League and returned to Idaho in 1985. One year later he was named the head coach and compiled a 28-9 record in three seasons and was named Big Sky Coach of the Year in 1988. He spent three seasons (1989-91) at the University of Washington as the offensive line coach and offensive coordinator and helped the Huskies to a share of the 1991 National Championship with Erickson's University of Miami Hurricanes.

COLLEGE PLAYING EXPERIENCE: Played football at Columbia Basin Community College and the University of Hawaii. Earned his B.S. degree in Social Sciences from Central Washington University and a Master's Degree from Western Washington University.

PERSONAL: Attended Snohomish High School in Snohomish, Washington. Born May 15, 1948, in Snohomish. He and his wife, Barbara, have three children, daughters Ann and Kristin, and a son, David.

Milt Jackson Wide Receivers



**SEAHAWKS
EXPERIENCE:**
1st Year
**NFL
EXPERIENCE:**
19th Year

SEAHAWKS: Begins his 19th year as an assistant coach in the National Football League and his first with the Seahawks. Named to his current position on March 1, 1998, after serving one year with the New York Giants as their wide receivers coach.

NFL COACHING EXPERIENCE: Served three seasons with the Atlanta Falcons (1994-96), two seasons with the Rams (1992-93) and two seasons each with the Colts (1989-91) and the Oilers (1986-88). Also served as running backs coach for the Eagles (1985) and wide receivers coach for the Bills (1983-84) and the 49ers (1980-82). Coached three receivers with the Falcons in 1995 that gained over 1,000 yards each.

NFL PLAYING EXPERIENCE: Was drafted in the seventh round by the 49ers as a defensive back and in the first round by the Philadelphia Phillies as a pitcher in 1967.

COLLEGE COACHING EXPERIENCE: Spent seven seasons in the college ranks, beginning with Oregon State (1973) and Rice (1974). Went on to the University of California (1975-76), University of Oregon (1977-78) and then UCLA (1979).

PERSONAL: Attended Tulsa University. Jackson and his wife, Brenda, have three children, Garrett, Stephen II, and Jeremy. Earned a B.A. degree from Sacramento State University and his master's from Oregon State University.

Jim Johnson Linebackers



**SEAHAWKS
EXPERIENCE:**
1st Year
**NFL
EXPERIENCE:**
13th Year

SEAHAWKS: Begins his first season with the Seahawks as linebackers coach after serving the last four seasons with the Indianapolis Colts as linebackers coach (1994-95) and defensive coordinator (1996-97).

NFL COACHING EXPERIENCE: Served the previous eight seasons with the Arizona Cardinals (1986-93). Coached the defensive line from 1986-89 and the secondary from 1990-93. Tutored Pro Bowlers Tim McDonald and Robert Massey. Has a total of 30 years of collegiate and professional coaching experience. Pro stops included Oklahoma (1984) and Jacksonville (1985) of the USFL prior to joining the Cardinals.

COLLEGE COACHING EXPERIENCE: Landed his first collegiate post as head coach at Missouri Southern from 1967-68. Then served four-year tenures at Drake (1969-72) and Indiana (1973-76) before moving to Notre Dame from 1977-83. Was part of Irish staff that captured the 1977 national championship. Has coached in six bowl games: 1971 Pecan, 1972 Pioneer, 1977 and 1978 Cotton, 1980 Sugar and 1982 Liberty.

NFL PLAYING EXPERIENCE: Played two seasons as a tight end with the Buffalo Bills (1963-64).

COLLEGE PLAYING EXPERIENCE: Played quarter-



Coaches Yarber, Meyers and McMackin watch drills in May mini-camp.

back at Missouri from 1959-62, winning all-conference and team MVP honors as a senior.

PERSONAL: Earned a bachelor's degree in education and a master's degree in physical education at Missouri. Born May 26, 1941, in Maywood, Ill. Married to the former Victoria Jean Howell of Upland, CA. They have two children, Scott (33) and Michelle (30).

Darren Krein
Asst. Strength & Conditioning



**SEAHAWKS
EXPERIENCE:**
2nd Year
**NFL
EXPERIENCE:**
2nd Year

SEAHAWKS: Begins his second season as an assistant coach in the NFL after being named to his current position on March 1, 1997.

NFL PLAYING EXPERIENCE: Selected by the San Diego Chargers on the fifth round of the 1994 draft and missed that season on injured reserve with a knee injury. Claimed on waivers by the Green Bay Packers on June 27, 1995, but did not play. Played the 1996 World League season with the Barcelona Dragons, but re-injured his knee and retired.

COLLEGE PLAYING EXPERIENCE: Lettered four seasons under Seahawks Head Coach Dennis Erickson at the University of Miami. Unanimous first-team All-Big East defensive end as a senior after earning second-team honors as a junior. Played inside linebacker in 1990 after redshirting in 1989. Finished his career with 190 tackles, 28.25 tackles for loss, 17.5 sacks, and one interception, which he returned 28 yards for a touchdown. Added 48 quarterback pressures. Interception return touchdown proved to be the game-winning touchdown against Penn State in 1992. Played in both the Senior Bowl and East-West Shrine Game after his senior season. Toyota Leadership Award winner for leadership on and off the field, along with community involvement. Graduated with a degree in Business Management.

PERSONAL: Attended Smoky Hill High School in Aurora, Colorado, lettering in football and track. Played defensive end, inside and outside linebacker, and tight end. Recorded 27 tackles in one game. Part of a state third place 4x100 meter relay team. Member of the Honor Roll. Served as the Miami spokesman for the DARE program and Just Say No to Drugs. Active with both Athletes in Action and The Fellowship of Christian Athletes. Born July 7, 1971, in Aurora. He lives in Kirkland, Wa.

Tim Lappano
Running Backs




**SEAHAWKS
EXPERIENCE:**
1st Year
**NFL
EXPERIENCE:**
1st Year

SEAHAWKS: Begins his first season as an assistant coach in the National Football League and first with the Seahawks.

COLLEGE COACHING EXPERIENCE: Comes from Purdue University where he was the co-offensive coordinator and receivers coach for the 1997 season. Coached wide receivers at Wyoming in 1996. Star pupil at Wyoming was Marcus Harris, who placed ninth in the 1996 Heisman Trophy balloting and won the Fred Biletnikoff Award as the nation's outstanding receiver. In addition, Harris was a first-team All-America and set three NCAA pass receiving records (career receiving yards, 4,518, most 100-yard receiving games, 24, and became the first player to have three consecutive 1,400-yard seasons). Was the assistant head coach/running backs/special teams at Cal from 1992 through 1995. At Washington State from 1987-91, he served as the offensive coordinator as well as coaching the running backs and wide receivers. Helped the WSU Cougars lead the Pac-10 and rank 10th in the NCAA in pass offense.

COLLEGE PLAYING EXPERIENCE: A 1980 graduate of Idaho, Lappano lettered as a running back from 1975-79. He was selected as the Big Sky Conference's Newcomer-of-the-Year in 1975 and finished as the sixth leading rusher in school history with 2,196 yards.

PERSONAL: He and his wife Sandi have two sons, Taylor and Kyle. Went to training camp with the Houston Oilers in 1980. They live in Redmond, Wa.



New running backs coach Tim Lappano.

Dana LeDuc Strength & Conditioning



**SEAHAWKS
EXPERIENCE:**
4th Year
**NFL
EXPERIENCE:**
4th Year

SEAHAWKS: Named to his current position on January 12, 1995. Responsible for implementing the offseason strength and conditioning program. In four seasons, attendance in the offseason program has more than doubled.


NFL COACHING EXPERIENCE: Begins his fourth season as an assistant coach in the NFL.

COLLEGE COACHING EXPERIENCE: Spent 18 seasons coaching in college before joining the Seahawks, the first 16 at the University of Texas and the last two at the University of Miami under Dennis Erickson. Joined the Longhorns in 1977 after being a six-time All-America selection in the shot put from 1974-76. Graduated with a B.S. degree in Education.

COLLEGE PLAYING EXPERIENCE: Attended the University of Kansas on a track scholarship for one year before transferring to the University of Texas. Captured one NCAA shot put championship and had a personal best throw of 67'-1/4".

PERSONAL: Attended Washington High School in Tacoma, Washington. State Class AA shot put champion in 1971. Studied at the Institute of Sports and Physical Education in Moscow, Russia, in 1987. Born March 22, 1953, in Tacoma, at Madigan Army Medical Center. His father was stationed at Ft. Lewis and still lives in Tacoma.

Bill Meyers Asst. Offensive Line



**SEAHAWKS
EXPERIENCE:**
1st Year
**NFL
EXPERIENCE:**
9th Year

SEAHAWKS: Joins the Seahawks for his first season. He will assist Gregg Smith with all aspects of the offensive line, after having coached the tight ends for the Oakland Raiders the past five seasons. Meyers was named to his current position in February.

NFL COACHING EXPERIENCE: Begins his ninth season as an NFL assistant coach. Before joining the Seahawks, he served as the Raiders tight ends coach from 1993-97. Prior to his stint with Oakland, and work on the college level at Pittsburgh and Missouri, Meyers coached the offensive line for the Pittsburgh Steelers in 1984. He also coached the offensive line for the Green Bay Packers from 1982-83.

COLLEGE COACHING EXPERIENCE: A veteran of 15 college coaching seasons, Meyers began his career as a graduate assistant at Cal from 1972-73. He then became defensive coordinator at Santa Clara from 1974-76. He then returned to Cal to coach the offensive line from 1977-78, before traveling to Notre Dame from 1979-81, where he served in a similar capacity. From 1985-86, he was asst. head coach/offensive coordinator at Missouri. His most recent college stint was at Pittsburgh from 1987-92, the first three as offensive line coach and the final three years as offensive coordinator.

COLLEGE PLAYING EXPERIENCE: Started at tackle for the Stanford Cardinal on two Rose Bowl teams. He was a Junior College All-American at Long Beach City from 1968-69.

PERSONAL: Attended Millikan High in Long Beach, California, where he starred in football. Served active duty for the U.S. Marines from 1964-67. Meyers and his wife, Cathie, have a son and a daughter.

Rich Olson Quarterbacks



**SEAHAWKS
EXPERIENCE:**
4th Year
**NFL
EXPERIENCE:**
4th Year

SEAHAWKS: Named to his current position on January 12, 1995. Will work with one of the NFL's best quarterbacking trios in '98. Starter Warren Moon threw for at least 250 yards in a franchise record nine straight games, including a 409-yard passing performance (at Oakland, 10/26) under Olson's guidance in 1997. John Friesz is 5-5 as a starter over the past three seasons and has 37 career starts, while backup Jon Kitna finished last season with an 82.7 quarterback

rating in 45 attempts and a 1-0 mark as a starter.


NFL COACHING EXPERIENCE: Begins his fourth season as an assistant coach in the NFL.

COLLEGE COACHING EXPERIENCE: Is a 19-year college football coaching veteran, including the last three at the University of Miami under Dennis Erickson. Served as Erickson's offensive coordinator and quarterbacks coach in 1993 and 1994 after handling the wide receivers and quarterbacks upon his arrival in 1992. Joined the Hurricanes after eight seasons as the offensive coordinator at Fresno State University under Jim Sweeney. Olson has also coached under John Robinson at the University of Southern California (1977), Ron Meyer at Southern Methodist University (1978-80), where he helped recruit Eric Dickerson and Craig James, and Lou Holtz at the University of Arkansas (1981-83). He coached the offensive line under Robinson, offensive line and running backs at SMU, and defensive backfield at Arkansas. Olson got his first collegiate job as a graduate assistant at Washington State University in 1970. After five seasons in high school coaching, he spent one season as a part-time assistant at Fresno State (1976) before joining Robinson's USC staff in 1977.

COLLEGE PLAYING EXPERIENCE: Lettered two seasons, 1968-69, at Washington State University as a quarterback and free safety. Graduated with a degree in Physical Education and Political Science.

PERSONAL: Attended Harbor Junior College in Wilmington, California, after graduating from Montebello High School in Montebello, California. Born July 7, 1948, in Los Angeles, California. Rich and his wife, Cindy, have one child, Kasey.

Willy Robinson Defensive Backs



**SEAHAWKS
EXPERIENCE:**
4th Year
**NFL
EXPERIENCE:**
4th Year

SEAHAWKS: Named to his current position on January 12, 1995. Oversees a secondary that features a complete turnover in starters since 1996. That season, free agent signee Darryl Williams (Cincinnati Bengals) was added at free safety and in 1997, two other free agents, strong safety Bennie

Blades (Detroit Lions) and cornerback Willie Williams (Pittsburgh Steelers) were added and the draft brought cornerback Shawn Springs with the third overall pick in the first round. In '98, the club looks for contributions from free agent Mark Collins (Green Bay) and young safeties Jay Bellamy and Eric Stokes. Darryl Williams made the Pro Bowl following the '97 season with a career-best eight interceptions, in his two seasons with Seattle he has recorded a team-high 13 thefts (5 in '96).

NFL COACHING EXPERIENCE: Begins his fourth season as an assistant coach in the NFL.

COLLEGE COACHING EXPERIENCE: Joined Dennis Erickson's staff handling the defensive backs at the University of Miami in 1994 after 14 seasons at Fresno State University. He began his career as a graduate assistant at Fresno State in 1978 before moving to be an assistant at San Jose State University in 1979. Returned to Fresno State in 1980 and stayed through the 1993 season handling the secondary (1980-86), linebackers (1987-89), and secondary and special teams (1990-91), before being promoted to defensive coordinator in 1992.

COLLEGE PLAYING EXPERIENCE: Two-time All-Pacific Coast Conference choice as a defensive back at Fresno State University. Earned first-team honors as a junior and second team as a senior. Graduated with a B.S. degree in Physical Education.

PERSONAL: Attended Redwood High School in Visalia, California. Willy and his wife, Lee Ann, have two children, Brittany and Mallory. Born February 10, 1956, in Fort Carson, Colorado.

Gregg Smith Offensive Line



**SEAHAWKS
EXPERIENCE:**
4th Year
**NFL
EXPERIENCE:**
4th Year

SEAHAWKS: Smith will regain total control of the offensive line after serving three seasons (1995-97) as Assistant Head Coach. He also served as tight ends coach for two seasons (1995-96) prior to teaming with former offensive line coach Howard Mudd during the '97 campaign. Prior to '97, had guided the development of tight ends Carlester Crumpler and Christian Fauria. The duo combined for 84 receptions in 1995-96 and their blocking was a key reason



Action from mini-camp.

Seattle finished third and fifth in the NFL in rushing yards in 1995 and 1996.

NFL COACHING EXPERIENCE: Begins his fourth season as an assistant coach in the NFL.

COLLEGE COACHING EXPERIENCE: Has served as Dennis Erickson's offensive line coach since 1982. Originally hired by Erickson at the University of Idaho in 1982, and moved with him to the University of Wyoming (1986), Washington State University (1987-88) and to the University of Miami (1989-94). While at Miami, he also served as Erickson's assistant head coach, handling administrative duties. Had five of his Miami linemen drafted by NFL teams, including tackle Leon Searcy with the 11th overall pick by the Pittsburgh Steelers in 1992. Another of his drafted linemen was guard Mike Utley at Washington State. Began his coaching career as a graduate assistant at the University of Idaho in 1967.

COLLEGE PLAYING EXPERIENCE: Played one season as a tight end at the University of Idaho before a knee injury ended his career.

PERSONAL: Attended Moscow High School in Moscow, Idaho. Coached in high school at Sunset High in Beaverton, Oregon, from 1969-72, before moving to Buhl High in Buhl, Idaho, as an assistant in 1973. Named head coach at Buhl in 1978 and remained there through the 1981 season. Has a degree in Education from the University of Idaho. Gregg and his wife, Gloria, have three children, Cori, Laci, and Tyler. Born October 28, 1946, in Oklahoma City, Oklahoma. Full name is John Greggory Smith. They live in Redmond, Wa.

Eric Yarber Offensive Quality Control



**SEAHAWKS
EXPERIENCE:**
1st Year
**NFL
EXPERIENCE:**
1st Year

SEAHAWKS: Begins his first season as an assistant coach in the National Football League and first with the Seahawks. Was one of two minority coaching interns during the 1997 Seahawks training camp.

COLLEGE COACHING EXPERIENCE: Spent last season as the wide receivers coach at the University of Nevada Las Vegas. Coached the secondary at the University of Idaho in 1996. Played at the University of Idaho in 1984-85 and was named Big Sky Conference Most Valuable Player as a senior with 75 receptions for 1,103 yards. As a junior, he finished 10th in the nation in punt returns and third in the conference with 817 yards on 54 catches. Was a Kodak All-American in 1985.


NFL PLAYING EXPERIENCE: Selected in the 12th round of the NFL draft by the Washington Redskins and played for their Super Bowl Champion squad in 1988. Played one season for the San Diego Chargers (1989) before retiring from professional football.

PERSONAL: Earned his bachelor's degree in general studies from Idaho in 1995. Graduate of Crenshaw High School in Los Angeles.

'98 Alpha Roster

No.	Name	Pos.	Ht.	Wt.	D.O.B.	Exp.	College	Hometown	Acq.
98	Adams, Sam	DT	6-3	300	06/13/73	5	Texas A&M	Houston, Tx.	D1-'94
16	Arellanes, Jim	QB	6-3	217	01/30/74	1	Fresno State	Pico Rivera, Ca	FA-'97
75	Ballard, Howard	T	6-6	325	11/03/63	11	Alabama A&M	Ashland, Al.	UFA-'94
54	Barber, Michael	LB	6-1	246	11/09/71	4	Clemson	Edgemore, SC	FA-'95
63	Beede, Frank	G	6-4	296	05/01/73	3	Panhandle State	Antioch, Ca.	FA-'96
20	Bellamy, Jay	S	5-11	199	07/08/72	5	Rutgers	Aberdeen, NJ	FA-'94
29	Black, Michael	RB	5-11	206	05/03/74	R	Wash. State	Los Angeles, Ca.	FA-'98
89	Blades, Brian	WR	5-11	190	07/24/65	11	Miami	Ft.Lauderdale, Fl.	D2-'88
60	Bloedorn, Greg	G	6-6	278	11/15/72	2	Cornell	Glen Ellyn, Il.	FA-'96
31	Broussard, Steve	RB	5-7	201	02/22/67	9	Washington St.	Los Angeles, Ca.	FA-'95
94	Brown, Chad	LB	6-2	240	07/12/70	6	Colorado	Altadena, Ca.	UFA-'97
61	Brown, Chris	C	6-3	320	02/10/75	R	Illinois	Kansas City, Mo.	FA-'98
34	Brown, Reggie	FB	6-0	244	06/26/73	3	Fresno State	Detroit, Mi.	D3b-'96
64	Brymer, Chris	G	6-2	311	11/29/74	R	USC	Apple Valley, Ca.	FA-'98
28	Burton, James	CB	5-9	184	04/27/71	5	Fresno State	Long Beach, Ca.	FA-'98
59	Cain, Joe	LB	6-1	242	06/11/65	10	Oregon Tech	Compton, Ca.	UFA-'97
25	Collins, Mark	S	5-10	196	01/16/64	13	Cal State Fullerton	San Bernardino, Ca.	FA-'98
90	Crosland, Ben	DE	6-4	277	04/29/74	R	Utah State	Kemmerer, Wv.	FA-'98
87	Crumpler, Carlester	TE	6-6	260	09/05/71	5	East Carolina	Greenville, NC	D7-'94
23	Cunningham, T.J.	S	6-0	197	10/24/72	2	Colorado	Aurora, Co.	D6b-'96
93	Daniels, Phillip	DE	6-5	263	03/04/73	3	Georgia	Donalsonville, Ga.	D4a-'96
83	Davis, Tyree	WR	5-9	175	09/23/70	3	Central Arkansas	Altheimer, Ar.	FA-'97
43	Eloms, Joey	CB	5-10	183	04/04/76	R	Indiana	Ft. Wayne, In.	FA-'98
86	Fauria, Christian	TE	6-4	245	09/22/71	4	Colorado	Encino, Ca.	D2-'95
10	Feagles, Jeff	P	6-1	207	08/07/66	11	Miami	Anaheim, Ca.	UFA-'98
15	Finneran, Brian	WR	6-5	196	01/31/76	R	Villanova	Mission Viejo, Ca.	FA-'98
17	Friesz, John	QB	6-4	223	05/19/67	9	Idaho	Coeur d'Alene, Id.	UFA-'95
84	Galloway, Joey	WR	5-11	188	11/20/71	4	Ohio State	Bellaire, Oh.	D1-'95
53	Glover, Kevin	C	6-2	282	06/17/63	14	Maryland	Columbia, Md.	UFA-'98
62	Gray, Chris	G	6-4	305	06/19/70	6	Auburn	Birmingham, Al.	UFA-'98
35	Gray, Oscar	FB	6-1	255	08/07/72	2	Arkansas	Houston, Tx.	FA-'96
30	Green, Ahman	RB	6-0	213	02/16/77	R	Nebraska	Omaha, Ne.	D3-'98
72	Greene, Andrew	G	6-3	304	09/24/69	2	Indiana	Ontario, Canada	FA-'97
47	Hankton, Furnell	TE	6-5	260	01/08/74	R	Louisiana State	New Orleans, La.	FA-'98
91	Hansen, Carl	DT	6-5	280	01/25/76	R	Stanford	Houston, Tx.	D6-'98
92	Hanson, Stuart	DE	6-3	265	10/21/74	R	Wyoming	Lisbon, Nd.	FA-'98
68	Habib, Brian	DE	6-7	299	12/02/64	11	Washington	Ellensburg, Wa.	UFA-'98
81	Harris, Ronnie	WR	5-11	179	06/04/70	5	Oregon	San Jose, Ca.	FA-'94
11	Innocent, Dou	RB	5-11	212	07/09/72	2	Mississippi	Pompano Beach, Fl.	FA-'98
11	Jackson, Chris	WR	6-1	203	02/26/75	R	Wash. State	Santa Ana, Ca.	FA-'98
14	Jackson, Stanley	WR	6-1	215	03/24/75	R	Ohio State	Pateron, NY	FA-'98
44	Jackson, Vershan	FB	6-0	236	02/27/75	R	Nebraska	Omaha, Ne.	FA-'98
8	Johnson, Dirk	P	6-0	233	06/01/75	R	No. Colorado	Montrose, Co.	FA-'98
26	Jones, Carlos	CB	5-10	180	08/31/73	1	Miami	Marrero, La.	FA-'98
71	Jones, Walter	T	6-5	300	01/19/74	2	Florida State	Aliceville, Al.	D1b-'97
66	Kendall, Pete	G	6-5	292	07/09/73	3	Boston College	Weymouth, Ma.	D1-'96
96	Kennedy, Cortez	DT	6-3	306	08/23/68	9	Miami	Wilson, Ar.	D1a-'90
7	Kitna, Jon	QB	6-2	217	09/21/72	2	Central Washington	Tacoma, Wa.	FA-'96
57	Kyle, Jason	LB	6-3	242	05/12/72	4	Arizona State	Tempe, Az.	D4b-'95
99	LaBounty, Matt	DE	6-4	275	01/03/69	6	Oregon	Novato, Ca.	T(GB)-'96
69	Logan, James	LB	6-2	225	12/06/72	4	Memphis	Opp, Al.	W(Cin)-'95
69	Liggins, Jarrett	DT	6-2	295	01/04/75	R	Northern Arizona	San Diego, Ca.	FA-'98
77	Low, Reggie	DE	6-2	250	06/14/75	R	Troy State	Phenix City, Al.	FA-'98
88	May, Deems	TE	6-4	263	03/06/69	7	North Carolina	Lexington, NC	UFA-'97
52	McEndoo, Jason	C	6-5	315	02/25/75	R	Wash. State	Cosmopolis, Wa.	D7-'98
82	McKnight, James	WR	6-1	265	06/17/72	4	Liberty	Apopka, Fl.	FA-'94
49	Mili, Itula	TE	6-4	265	04/20/73	2	Brigham Young	Laie, Ha.	D6-'97
32	Moon, Warren	QB	6-2	213	11/18/56	15	Washington	Los Angeles, Ca.	FA-'97
50	Myles, DeShone	LB	6-2	235	10/31/74	R	Nevada	Las Vegas, Nv.	D4-'98
76	Parker, Riddick	DT	6-3	274	11/20/72	2	North Carolina	Southampton, Va.	FA-'96
2	Peterson, Todd	K	5-10	171	02/04/70	4	Georgia	Valdosta, Ga.	FA-'95
85	Pritchard, Mike	WR	5-10	193	10/26/69	8	Colorado	Las Vegas, Nv.	FA-'96
5	Richey, Wade	K	6-4	200	05/17/76	R	Louisiana State	Lafayette, La.	FA-'98
78	Rommel, Mark	T	6-5	311	05/06/76	R	Utah State	Orange, Ca.	FA-'98
21	Rusk, Reggie	CB	5-10	190	10/19/72	2	Kentucky	Texas City, Tx.	PS-'97
73	Sadler, Jason	T	6-5	296	07/01/75	R	Nevada	Palm Springs, Ca.	FA-'98
97	Saleaumua, Dan	DT	6-0	315	11/25/64	12	Arizona State	National City, Ca.	FA-'97
18	Shaw, Bobby	WR	6-0	186	04/23/75	R	California	San Francisco, Ca.	D6b-'98
51	Simmons, Anthony	LB	6-0	230	06/70/76	R	Clemson	Spartanburg, S.C.	D1-'98
70	Sinclair, Michael	DE	6-4	267	01/31/68	8	East. New Mexico	Beaumont, Tx.	D6-'91
55	Smith, Darrin	LB	6-1	230	04/15/70	6	Miami	Miami, Fl.	UFA(Phl)-'98
67	Spicer, Paul	DE	6-4	256	08/18/75	R	Saginaw Valley	Indianapolis, In.	FA-'98
24	Springs, Shawn	CB	6-0	195	03/11/75	2	Ohio State	Silver Springs, Md.	D1a-'97
37	Stokes, Eric	S	5-11	201	12/18/73	2	Nebraska	Lincoln, Ne.	D5-'97
38	Strong, Mack	FB	6-0	235	09/11/71	5	Georgia	Columbus, Ga.	FA-'93
22	Thomas, Fred	CB	5-9	172	09/11/71	2	Tennessee-Martin	Bruce, Ms.	D2-'96
32	Watters, Ricky	RB	6-1	217	04/07/69	8	Notre Dame	Harrisburg, Pa.	UFA-'98
74	Weiners, Todd	T	6-4	300	09/16/75	6	Kansas State	Coral Springs, Fl.	D2-'98
95	Wells, Dean	LB	6-3	248	07/20/70	6	Kentucky	Louisville, Ky.	D4-'93
33	Williams, Darryl	S	6-0	202	01/08/70	7	Miami	Hialeah, Fl.	UFA-'96
69	Williams, Grant	T	6-7	323	05/10/74	3	Louisiana Tech	Clinton, Ms.	FA-'96
65	Williams, Tashe	T	6-4	300	09/23/72	1	Northern Colorado	Colorado Springs, Co.	FA-'97
27	Williams, Willie	CB	5-9	180	12/26/70	6	Western Carolina	Columbia, SC	UFA-'97
19	Wilson, Robert	WR	5-11	176	06/23/74	2	Florida A&M	Monticello, Fl.	FA-'97

'98 Numerical Roster




No.	Name	Pos.	Ht.	Wt.	Age	Exp.	College	Hometown	Acq.
1	Warren Moon	QB	6-3	213	41	15	Washington	Los Angeles, Ca.	FA-'97
2	Todd Peterson	K	5-10	171	28	4	Georgia	Valdosta, Ga.	FA-'95
5	Wade Richey	K	6-4	200	22	R	LSU	Lafayette, La.	FA-'98
7	Jon Kitna	QB	6-2	217	25	2	Cent. Wash	Tacoma, Wa.	FA-'96
8	Dirk Johnson	P	6-0	233	23	R	No. Colorado	Montrose, Co.	FA-'98
10	Jeff Feagles	P	6-1	208	32	11	Miami	Phoenix, Az.	UFA(Arz)-'98
11	Chris Jackson	WR	6-1	203	23	R	Wash. State	Santa Ana, Ca.	FA-'98
14	Stanley Jackson	WR	6-1	215	23	R	Ohio State	Paterson, NJ	FA-'98
15	Brian Finneran	WR	6-5	196	22	R	Villanova	Mission Viejo, Ca.	FA-'98
16	Jim Arellanes	QB	6-3	217	24	1	Fresno State	Pico Rivera, Ca.	CFA-'97
17	John Friesz	QB	6-4	223	31	9	Idaho	Coeur d'Alene, Id.	UFA-'95
18	Bobby Shaw	WR	6-0	186	23	R	California	San Francisco, Ca.	D6b-'98
19	Robert Wilson	WR	5-11	176	24	1	Florida A&M	Monticello, Fl.	FA-'97
20	Jay Bellamy	S	5-11	199	26	5	Rutgers	Aberdeen, NJ	FA-'94
21	Reggie Rusk	CB	5-10	190	24	2	Kentucky	Texas City, Tx.	PS(TB)-'97
22	Fred Thomas	CB	5-9	172	24	3	Ten.-Martin	Bruce, Miss.	D2-'96
23	T.J. Cunningham	S	6-0	197	25	2	Colorado	Aurora, Co.	FA-'98
24	Shawn Springs	CB	6-0	195	23	2	Ohio State	Silver Springs, Md.	D1a-'97
25	Mark Collins	S	5-10	196	34	13	Cal St. Fullerton	San Bernardino, Ca.	FA-'98
26	Carlos Jones	CB	5-10	180	25	1	Miami	Marrero, La.	FA-'98
27	Willie Williams	CB	5-9	180	28	6	West. Carolina	Columbia, SC	UFA(Pit)-'97
28	James Burton	CB	5-9	184	27	5	Fresno State	Long Beach, Ca.	FA-'98
29	Michael Black	RB	5-11	206	24	R	Wash. State	Los Angeles, Ca.	FA-'98
30	Ahman Green	RB	6-0	213	21	R	Nebraska	Omaha, Ne.	D3-'98
31	Steve Broussard	RB	5-7	201	31	9	Wash. State	Los Angeles, Ca.	FA-'95
32	Ricky Watters	RB	6-1	217	29	8	Notre Dame	Harrisburg, PA	UFA(Phil)-'98
33	Darryl Williams	S	6-0	202	28	7	Miami	Hialeah, Fl.	UFA(Cin)-'96
34	Reggie Brown	FB	6-0	244	25	3	Fresno State	Detroit, Mi.	D3b-'96
35	Oscar Gray	FB	6-1	255	26	2	Arkansas	Houston, Tx.	FA-'98
37	Eric Stokes	S	5-11	200	24	5	Nebraska	Lincoln, Neb.	D5-'97
38	Mack Strong	FB	6-0	235	26	5	Georgia	Columbus, Ga.	FA-'93
39	Dou Innocent	RB	5-11	202	26	2	Mississippi	Pompano Beach, Fl.	FA-'98
43	Joey Eloms	CB	5-10	183	22	R	Indiana	Ft. Wayne, In.	FA-'98
44	Vershan Jackson	FB	6-0	236	23	R	Nebraska	Omaha, Ne.	FA-'98
47	Furnell Hankton	TE	6-5	260	22	R	LSU	New Orleans, La.	FA-'98
49	Itula Mili	TE	6-4	265	25	1	BYU	Lane, Ha.	D6-'97
50	DeShone Myles	LB	6-2	235	25	R	Nevada	Las Vegas, Nv.	D4-'98
51	Anthony Simmons	LB	6-0	230	22	R	Clemson	Spartanburg, SC	D1-'98
52	Jason McEndoo	C	6-5	315	23	R	Wash. State	Cosmopolis, Wa.	D7-'98
53	Kevin Glover	C	6-2	282	35	14	Maryland	Largo, Md.	UFA(Det)-'98
54	Michael Barber	LB	6-1	246	26	4	Clemson	Edgemore, SC	FA-'95
55	Darrin Smith	LB	6-1	230	28	6	Miami	Miami, Fl.	UFA(Phil)-'98
56	James Logan	LB	6-2	225	25	4	Memphis	Opp, Al.	W(Cin)-'95
57	Jason Kyle	LB	6-3	242	26	4	Arizona State	Tempe, Az.	D4b-'95
59	Joe Cain	LB	6-1	242	33	10	Oregon Tech	Compton, Ca.	UFA(Chi)-'97
60	Greg Bloedorn	G	6-6	278	25	2	Cornell	Glen Ellyn, Il.	FA-'96
61	Chris Brown	C	6-3	320	23	R	Illinois	Kansas City, Mo.	FA-'98
62	Chris Gray	G	6-3	305	28	6	Auburn	Birmingham, Al.	FA-'98
63	Frank Beede	G	6-4	296	25	3	Panhandle St.	Antioch, Ca.	FA-'96
64	Chris Brymer	G	6-2	311	23	R	USC	Apple Valley, Ca.	FA-'98
65	Tashe Williams	T	6-4	300	25	1	No Colorado	Colorado Springs, Co.	FA-'97
66	Pete Kendall	G	6-5	292	25	3	Boston College	Weymouth, Ma.	D1-'96
67	Paul Spicer	DE	6-4	296	22	R	Saginaw Valley	Indianapolis, In.	FA-'98
69	Jarrett Loggins	DT	6-2	295	22	R	No. Arizona	San Diego, Ca.	FA-'98
68	Brian Habib	G	6-7	299	33	11	Washington	Ellensburg, Wa.	UFA(Den)-'98
70	Michael Sinclair	DE	6-4	267	30	8	East. New Mexico	Beaumont, Tx.	D6-'91
71	Walter Jones	T	6-5	300	24	2	Florida State	Alliceville, Al.	D1b-'97
72	Andrew Greene	G	6-3	304	28	2	Indiana	Ontario, Canada	FA-'97
73	Jason Sadler	T	6-5	296	23	R	Nevada	Palm Springs, Ca.	FA-'98
74	Todd Weiner	T	6-4	300	24	R	Kansas State	Coral Springs, Fl.	D2-'98
75	Howard Ballard	T	6-6	325	34	11	Alabama A&M	Ashland, Al.	UFA(Buf)-'94
76	Riddick Parker	DT	6-3	274	25	2	North Carolina	Southampton, Va.	FA-'96
77	Reggie Lowe	DE	6-2	250	22	R	Troy State	Phenix City, Al.	FA-'98
78	Mark Rommel	T	6-5	311	22	R	Utah State	Orange, Ca.	FA-'98
79	Grant Williams	T	6-7	323	24	3	Louisiana Tech	Clinton, Ms.	FA-'96
81	Ronnie Harris	WR	5-11	179	28	5	Oregon	San Jose, Ca.	FA-'94
82	James McKnight	WR	6-1	198	26	4	Liberty	Apopka, Fl.	FA-'94
83	Tyree Davis	WR	5-9	175	27	3	Central Arkansas	Altheimer, Ark.	FA-'97
84	Joey Galloway	WR	5-11	188	26	4	Ohio State	Bellaire, Oh.	D1-'95
85	Mike Pritchard	WR	5-10	193	28	8	Colorado	Las Vegas, Nv.	FA-'96
86	Christian Fauria	TE	6-4	245	26	4	Colorado	Encino, Ca.	D2-'95
87	Carlester Crumpler	TE	6-6	260	26	5	East Carolina	Greenville, NC	D7-'94
88	Deems May	TE	6-4	263	29	7	North Carolina	Lexington, NC	UFA(SD)-'97
89	Brian Blades	DE	5-11	190	33	11	Miami	Ft. Lauderdale, Fl.	D2-'88
90	Ben Crosland	DE	6-5	277	22	R	Utah State	Kemmerer, Wy.	FA-'98
91	Carl Hansen	DT	6-5	280	22	R	Stanford	Houston, Tx.	D6-'98
92	Stuart Hanson	DE	6-3	265	23	R	Wyoming	Lisbon, ND	FA-'98
93	Phillip Daniels	DE	6-5	263	25	3	Georgia	Donalsonville, Ga.	D4a-'96
94	Chad Brown	LB	6-2	240	28	6	Colorado	Altadena, Ca.	UFA(Pit)-'97
95	Dean Wells	LB	6-3	248	28	6	Kentucky	Louisville, Ky.	D4-'93
96	Cortez Kennedy	DT	6-3	306	30	9	Miami	Wilson, Ark.	D1-'90
97	Dan Saleaumua	DT	6-0	315	33	12	Arizona State	National City, Ca.	FA-'97
98	Sam Adams	DT	6-3	300	25	5	Texas A&M	Houston, Tx.	D1-'94
99	Matt LaBounty	DE	6-4	275	29	6	Oregon	Novato, Ca.	T(GB)-'96


1998 How Built



Year	By Draft	By Trade/ Waivers	Free Agents
1998	LB Anthony Simmons (1) T Todd Weiner (2) RB Ahman Green (3) LB Deshone Myles (4) DT Carl Hansen (6a) WR Bobby Shaw (6b) C Jason McEndoo (7)		RB Michael Black C Chris Brown G Chris Brymer CB James Burton LB Chris Campbell S Mark Collins DE Ben Crossland CB Joey Eloms P Jeff Feagles WR Brian Finneran C Kevin Glover G Chris Gray TE Furnell Hankton DE Stuart Hanson G Brian Habib RB Dou Innocent WR Chris Jackson WR Stanley Jackson FB Vershan Jackson P Dirk Johnson CB Carlos Jones DT Jarrett Loggins DE Reggie Lowe K Wade Richey T Mark Rommel T Jason Sadler DE Paul Spicer RB Ricky Watters
1997	CB Shawn Springs (1a) T Walter Jones (1b) S Eric Stokes (5) TE Itula Mili (6)		QB Jim Arellanes LB Chad Brown LB Joe Cain WR Tyree Davis G Andrew Greene TE Deems May QB Warren Moon CB Reggie Rusk DT Dan Saleaumua T Tashe Williams CB Willie Williams WR Robert Wilson
1996	G Pete Kendall (1) CB Fred Thomas (2) FB Reggie Brown (3b) DE Phillip Daniels (4a) S T.J. Cunningham (6b)	DE Matt LaBounty (T)	G Frank Beede G Greg Bloedorn FB Oscar Gray QB Jon Kitna DT Riddick Parker WR Mike Pritchard T Grant Williams
1995	WR Joey Galloway (1) TE Christian Fauria (2) LB Jason Kyle (4b)	LB James Logan (W)	LB Michael Barber RB Steve Broussard QB John Friesz K Todd Peterson
1994	DT Sam Adams (1) TE Carlester Crumpler (7)		T Howard Ballard S Jay Bellamy WR Ronnie Harris WR James McKnight FB Mack Strong
1993	LB Dean Wells (4)		
1991	DE Michael Sinclair (6)		
1990	DT Cortez Kennedy (1)		
1988	WR Brian Blades (2)		

VETERANS





SAM ADAMS

DT

Height: 6-3

Weight: 285

College: Texas A&M

NFL Experience: 5th Year

Seahawks Experience: 5th Year

How Acquired: Draft (1st round 1994)

1997 Games Played/Started: 16/15

Career Games Played/Started: 60/42

Birthdate: June 13, 1973

Birthplace: Houston, Tx.

98

1997: Played 16 games, starting 15, at DT. Did not start at Indianapolis (9/24). Voted first alternate defensive tackle on the AFC's Pro Bowl squad behind Buffalo's Ted Washington, Pittsburgh's Joel Steed, and Oakland's Chester McGlockton. Set single-season highs for the second consecutive season in tackles with 52 and sacks, seven. Added eight tackles for loss. Set a single-game high with six tackles versus San Diego (9/21) and at Kansas City (9/28). Had two sacks against Oakland (10/26) and at New Orleans (11/16); the third and fourth multi-sack games of his career.

PRO: The eighth player chosen in the first round of the 1994 draft. Played some defensive end as a rookie but has been a fixture at left defensive tackle the past three seasons. Has consistently improved, notching single-season highs in tackles and sacks in each of the past two seasons. Totals include 145 tackles, 19 sacks, 30 tackles for loss, 15 passes defended, and four forced fumbles. **1994:** Played 12 games, starting seven. Missed the first four games due to a knee sprain suffered in the preseason finale. Saw his first action at Indianapolis (10/2). First career start came at left defensive tackle in Denver (11/13). Started the last five games at left end. Credited with 27 tackles, four sacks, and 6.5 tackles for loss. **1995:** Played 16 games, starting the first five at left tackle in the base defense before splitting time the last 11 games. Used as the left tackle in the nickel all season. Had a sack for a safety at Jacksonville (11/12). **1996:** Played 16 games, starting 15, at left tackle. Played but did not start versus Kansas City (9/15). Totaled 41 tackles, 5.5 sacks, 11 tackles for loss, three passes defended, three forced fumbles and one fumble recovery, all were career highs. Three times had five tackles in a game, equaling his best. Had a personal best two sacks in the first Oakland (11/24) game and 1.5 in the second San Diego (10/27). Totaled three tackles for loss

versus Houston (11/3). Part of a front four that combined for 40 of 48 total sacks.

HONORS: 1994, First-team All-Rookie (Pro Football Weekly/Pro Football Writers Association, College and Pro Football Newsweekly, and Football News). 1997, AFC Pro Bowl first alternate.

COLLEGE: Three-year starter. Consensus first-team All-America in 1993 by Associated Press, Kodak, United Press International, and the Walter Camp Foundation. First-team All-Southwest Conference pick in 1993 by Associated Press, Football News, Austin American-Statesman, Dallas Morning News, Fort Worth Star-Telegram, Houston Chronicle, Houston Post, and Waco Tribune-Herald. Led team in sacks (10.5), quarterback pressures (16), assisted tackles (33), forced fumbles (5), and fumble recoveries (3), while collecting 78 tackles. First-team All-SWC in 1992 after collecting 56 tackles, 5 tackles for loss, and 4.5 sacks. Conference Newcomer of the Year as a freshman in 1991 and first-team freshman All-America choice by Football News. Finished his career with 169 total tackles, 23 tackles for loss, and 20.5 sacks, 7 forced fumbles, 3 fumble recoveries, and 2 interceptions. Also was a member of the track team throwing the shot and discus. Agricultural Economics major.

PERSONAL: Prep Southwest Defensive Player of the Year and state 5A high school shot put champion at Cypress Creek High School in Houston, Texas. Rated the second best shot putter in the nation while in high school. His father, Sam, Sr., played guard at Prairie View A&M and for the New England Patriots (1972-80) and New Orleans Saints (1981). Works with Junior Achievement. Hosts a billiards tournament for needy causes. Hosts underprivileged children at all home games in a special section called the "Epicenter." Lives in Redmond.

ADAMS' NFL RECORD

Club	G/S	Tackles			Defense Sacks		Interceptions			LG	TD	PD	FF	FR
		Tkl	So	Asst	QB	Yds	No	Yds	Avg					
1994 Seattle	12/7	27	20	7	4.0	35.5	0	0	0.0	0	0	4	0	0
1995 Seattle	16/5	25	16	9	2.5	20.0	0	0	0.0	0	0	4	0	0
1996 Seattle	16/15	41	35	6	5.5	56.5	0	0	0.0	0	0	3	3	1
1997 Seattle	16/15	52	37	15	7.0	41.0	0	0	0.0	0	0	4	1	0
NFL TOTALS	60/42	145	108	37	19.0	153.0	0	0	0.0	0	0	15	4	1

SINGLE GAME HIGHS

Defense

Tackles: 6, 2 Times (Last: at Kansas City 9/28/97 [OT])
Sacks: 2, 4 Times (Last: at New Orleans 11/16/97)
Interceptions: None
Forced Fumbles: 1, 4 Times (Last: at New Orleans 11/16/97)
Fumble Recoveries: 1, vs. Buffalo 12/8/96



JIM ARELLANES QB

Height: 6-3 **Weight:** 217
College: Fresno State
NFL Experience: 1st Year
Seahawks Experience: 1st Year
How Acquired: Free Agent (1997)
1997 Games Played/Started: 0/0
Career Games Played/Started: 0/0
Birthdate: January 20, 1974
Birthplace: Los Angeles, Ca.

10

1997: Signed to practice squad on December 17. Went to camp with the Seahawks after signing as an undrafted free agent on April 25.

PRO: Spent the '98 off-season in NFL Europe as the back-up quarterback for the Rhein Fire. Only start came in the World Bowl where he led Rhein to a 34-10 victory over Frankfurt and earned game MVP honors. Completed 12 of 18 passes for 263 yards with three touchdowns and no interceptions in the game.


COLLEGE: Played one-and-a-half seasons at Fresno State after transferring from Los Angeles Valley College. Completed 275 of 453 passes for 4,026 yards with 26 touchdowns and 20 interceptions in 19 games, with 15 starts. Started all 11 games in 1996 and threw for 13 TDs and 2,487 yards. Originally enrolled at Northern Arizona where he backed up Jeff Lewis for one season after redshirting. Played the 1994 season at Los Angeles Valley in Van Nuys,

and set school records with 3,909 passing yards and 30 TDs. Named Western State Conference Offensive Player of the Year after a 10-1 season. Had 639 yards passing versus Bakersfield and had 426 in the Orange County Bowl versus Rancho Santiago. Received AA degree in Criminology from LA Valley.

PERSONAL: Two-time all-league choice in football and a three-time pick in baseball at El Rancho High in Pico Rivera, Ca. Also lettered in basketball. League MVP as a senior. Led team to two league titles. Lives in Pico Rivera, Ca.

World Bowl MVP

Earned MVP honors guiding the Rhein Fire to a 34-10 victory over the Frankfurt Galaxy, in the 1998 World Bowl.



HOWARD BALLARD T

Height: 6-6 **Weight:** 325
College: Alabama A&M
NFL Experience: 11th Year
Seahawks Experience: 5th Year
How Acquired: Unrestricted Free Agent (Buffalo 1994)
1997 Games Played/Started: 10/10
Career Games Played/Started: 154/138
Birthdate: November 3, 1963
Birthplace: Ashland, Al.


75

1997: Started the first ten games at right tackle, missing just ten plays. Suffered a fractured right forearm in practice (11/13) and missed the last six games on the inactive list. Part of offensive line that helped the Seahawks set franchise records for total yards (5,759) and passing yards (4,187) in a season and led the NFL in passing yards. Unit

allowed only one sack for every 17.9 pass attempts to rank fifth in the NFL.

PRO: Had played 154 consecutive regular season games, starting 138, before his injury, encompassing every game of his career. The streak of consecutive starts was the third longest among active linemen trailing the Tennessee

Oilers Bruce Matthews (160) and the Pittsburgh Steelers Dermontti Dawson (143). Had started 58 consecutive games with the Seahawks after signing as an unrestricted free agent after the 1993 season. Played his first six seasons with the Buffalo Bills and was a Pro Bowl starter after both the 1992 and 1993 seasons. Originally drafted on the eleventh round by the Bills in 1987, but opted to stay in school another year.



Ballard was a three-year starter at Alabama A&M (1985-87)

Played in 16 postseason games, starting the last 14, including four Super Bowls with the Bills. **1988:** Signed on April 8. Only rookie offensive lineman to make Buffalo's roster. Played 16 games on special teams and as the backup at right tackle. Blocked a field goal and partially deflected a PAT versus New England. Also played in two playoff games. **1989:** Took over as the starter at right tackle in training camp and opened all 16 regular season and one postseason game. **1990:** Started all 16 regular season and three postseason games at right tackle. UPI second-team All-AFC choice. Earned game balls from the coaching staff versus Cleveland and Philadelphia. **1991:** Started 16 games and three playoff contests at right tackle and was a first-team All-AFC choice by Pro Football Weekly and a member of the All-Madden Team. **1992:** Pro Bowl starter. Opened all 16 regular season

and four postseason games at right tackle. Also a first-team All-AFC pick by UPI and Pro Football Weekly. **1993:** Earned second straight trip to the Pro Bowl as a starter. Opened 16 regular season and three postseason games at right tackle. **1994:** Started 16 games at right tackle after signing as an unrestricted free agent on February 28. Missed one play all season. Played his 100th career game against the Pittsburgh Steelers on September 25. **1995:** Started 16 games at right tackle and did not miss a play. Started his 100th consecutive game versus Denver on October 1. **1996:** Started 16 games at right tackle. Missed 21 plays all season, all versus Minnesota.

Judge
House Ballard presides over the lockerroom court. His judgements on fines and other disciplinary measures are final.


HONORS: **1990,** Second-team All-AFC (UPI). **1991,** First-team All-AFC (Pro Football Weekly); All-Madden Team. **1992,** AFC Pro Bowl starter; First-team All-AFC (UPI, Football News). **1993,** AFC Pro Bowl starter; First-team All-AFC (UPI); Second-team All-NFL (College & Pro Football Newsweekly). **1997,** Seahawks Ed Block Courage Award nominee.

COLLEGE: Three-year starter at tackle. First-team NCAA Division II All-America in 1987 and a first-team All-Southern Intercollegiate Conference pick in 1986 and 1987. Finalist for the Harlon Hill Trophy, which is awarded to the outstanding Division II player in the country. Missed one season due to a knee injury. Majored in Physical Education.

PERSONAL: Attended Clay County High School in Ashland, Alabama, lettering in football. Nickname is The House. Member of an offensive line that in 1997 donated \$40,300 to build a pediatrics playroom Kirkland's Evergreen Hospital through their performance-based Building Blocks for Kids program. Lives in Ashland, Al.

BALLARD'S NFL RECORD

Year	Team	GP/GS	Playoffs	Year	Team	GP/GS	Playoffs
1988	Buffalo	—	16/0 (2/0)	1995	Seattle	—	16/16
1989	Buffalo	—	16/16 (1/1)	1996	Seattle	—	16/16
1990	Buffalo	—	16/16 (3/3)	1997	Seattle	—	10/10
1991	Buffalo	—	16/16 (3/3)	BUFFALO CAREER—		96/80	16/14
1992	Buffalo	—	16/16 (4/4)	SEATTLE CAREER—		58/58	
1993	Buffalo	—	16/16 (3/3)	NFL CAREER—		154/138	16/14
1994	Seattle	—	16/16				



MICHAEL BARBER LB

Height: 6-1 Weight: 245
 College: Clemson
 NFL Experience: 4th Year
 Seahawks Experience: 4th Year
 How Acquired: Free Agent (1995)
 1997 Games Played/Started: 8/2
 Career Games Played/Started: 23/9
 Birthdate: November 9, 1971
 Birthplace: Edgemore, S.C.

54

1997: Played eight games, starting the last two at left outside linebacker for an injured Winston Moss (neck). Inactive for eight games. Equaled his single-game high with ten tackles versus San Francisco (12/21) and also forced a fumble.

PRO: Signed with Seattle as an undrafted free agent in 1995. Can play both middle and outside linebacker. Has 60 career tackles and six more on special teams. **1995:** Played two games on special teams and was inactive for the last 13 games. Signed as an undrafted free agent on April 26. **1996:** Played 13 games and started the first seven at strong-side linebacker for Terry Wooden (hamstring). Was inactive for three games with a hamstring injury after Wooden's return. Credited with 42 tackles in his seven starts, to rank fourth on the team. Had a single-game best 10 tackles at Tampa

Bay. Totaled eight at Miami along with a forced fumble and a fumble recovery, and opened the season with seven at San Diego in his first career start.

COLLEGE: Four-year letterman. Totaled 203 tackles, six tackles for loss, and 3.5 sacks. Finished second on the team with 103 tackles as a senior. Had four games with at least 10 tackles, including a one-game high 18 versus South Carolina. Returned a fumble 91 yards for a touchdown against Tennessee-Chattanooga in 1992. Secondary Education/Political Science major.

PERSONAL: Named Class A State Lineman of the Year as a senior at Lewisville High School in Edgemore, South Carolina. Played center on the basketball squad and shortstop in baseball. Lives in Bellevue, Wa.

BARBER'S NFL RECORD

Club	G/S	Tackles			Defense		Interceptions			LG	TD	PD	FF	FR
		Tkl	So	Ast	Sacks	QB	Yds	No	Yds	Avg				
1995 Seattle	2/0	0	0	0	0.0	0.0	0	0	0	0.0	0	0	0	0
1996 Seattle	13/7	42	32	10	0.0	0.0	0	0	0.0	0	0	1	2	1
1997 Seattle	8/2	18	16	2	0.0	0.0	0	0	0.0	0	0	1	1	1
NFL TOTALS	23/9	60	48	12	0.0	0.0	0	0	0.0	0	0	2	3	2



FRANK BEEDE G

Height: 6-4 Weight: 296
 College: Panhandle State
 NFL Experience: 3rd Year
 Seahawks Experience: 3rd Year
 How Acquired: Free Agent (1996)
 1997 Games Played/Started: 16/6
 Career Games Played/Started: 30/8
 Birthdate: May 1, 1973
 Birthplace: Antioch, Ca.

63

1997: Played 16 games with six starts. Started versus Oakland (10/26) and at Denver (11/2) at right guard for an injured Derrick Graham (ankle). Played as a reserve

for two games before starting four-of-the-last-five at right guard. Also saw his first action at center versus San Diego (9/12) then again at San Diego (11/9).

PRO: Versatile lineman who has seen action at both right guard and left guard, as well as center. Has played 30 of 32 games with eight starts. Has started at both right guard (6) and left guard (2). First free agent rookie offensive lineman to start in franchise history. **1996:** Played in the last 14 games after being inactive the first two. Started twice at left guard, at Miami (10/6) and at Kansas City (10/17). Started for fellow rookie Pete Kendall and went back to a reserve role when Kendall returned. One of four rookie offensive linemen on Seattle's 53-man roster and one of two undrafted rookies (along with Grant Williams) to make the roster.


COLLEGE: Second-team NAIA Division I All-America choice by the NAIA Division I Selection Committee. First-team All-Oklahoma Intercolle-

giate Conference choice after transferring from the University of California prior to the start of the season. Played for current Seahawks assistant coach Keith Gilbertson at California. Lettered two seasons at guard for Gilbertson after beginning his career as a center. Played as a reserve in 1992 after redshirting in 1991. Majored in History.

PERSONAL: Lettered in football, wrestling, and track at Antioch High School in Antioch, California. League heavyweight wrestling champion as a senior. Part of an offensive line that raised more than \$40,000 in 1997 to build a new Pediatrics playroom at Evergreen Hospital in Kirkland in 1997. Lives in Redmond, Wa.

BEEDE'S NFL RECORD

Career Games Played/ Started: 1996 (Seattle) - 14/2; 1997 (Seattle) - 16/6; Career - 30/8.



JAY BELLAMY

S

Height: 5-11

Weight: 199

College: Rutgers

NFL Experience: 5th Year

Seahawks Experience: 5th Year

How Acquired: Free Agent (1994)

1997 Games Played/Started: 16/7

Career Games Played/Started: 50/7

Birthdate: July 8, 1972

Birthplace: Perth Amboy, N.J.

20

1997: Played 16 games, starting the last seven at strong safety after an injury sidelined Bennie Blades (back). Starts were the first of his career. Used in multiple-back formations all season. Credited with a personal best 52 tackles, including 35 in his seven starts. Tied for second on the team in tackles over the last seven games with 35. Only LB Dean Wells (39) had more. Added 5.5 tackles for loss, 2.0 sacks, and an interception. Had seven tackles in a game three times, including at Oakland (12/14), where 2.5 were for loss, with one sack. Also had a sack at Denver (11/2). Intercepted a pass at Kansas City (9/28) and returned it 13 yards. Credited with 12 special teams tackles.

PRO: Stepped in as a starter at strong safety for the last half of the 1997 season after being a valuable reserve and special teams performer his first three seasons. Was the only undrafted rookie free agent to make the final 53-man roster in 1994. Has 61 special teams tackles, 73 on defense, and four interceptions. **1994:** Played three-of-the-first-nine games before injuring his shoulder against Cincin-

nati. Missed the rest of the season on injured reserve. Signed on April 27. **1995:** Played 15 games as a reserve safety and special teams performer. Inactive against Cincinnati. Forced a fumble at Jacksonville to set up the clinching touchdown in a 47-30 win. **1996:** Played 16 games as a reserve safety and special teams performer. Set a franchise record with 34 special teams tackles, according to coaches video study. Had four three times and three three times. Used as a nickel back on defense and was credited with 18 tackles and three interceptions. Stopped a Buffalo drive with an interception with 3:05 left. Set up a touchdown before the half with a pick versus Minnesota and forced a fumble on special teams.

HONORS: **1997:** *Special Teams Captain (voted by teammates).*

COLLEGE: Four-year letterman and three-year starter at both cornerback and free safety. Three-time second-team All-Big East choice. Finished his career with 192 tackles and eight interceptions. Had 56 tackles and four interceptions in 1992, with 46

tackles in 1993. One of four true freshmen to letter in 1990. Returned one of his two interceptions that season 21 yards for a touchdown versus Temple. Majored in Sociology.

PERSONAL: Played quarterback and free safety at


Matawan High School in Aberdeen, New Jersey. Returned three punts for touchdowns as a senior. Also lettered in track. His brother, Eric, lettered in football at Georgia Tech (1989-90). Full name is John Jay Bellamy. Lives in Woodinville, Wa.

BELLAMY'S NFL RECORD

Club	G/S	Tackles			Sacks		Interceptions			LG	TD	PD	FF	FR
		Tkl	So	Ast	QB	Yds	No	Yds	Avg					
1994 Seattle	3/0	0	0	0	0.0	0.0	0	0	0.0	0	0	0	0	0
1995 Seattle	15/0	3	2	1	0.5	0.0	0	0	0	0	0	0	1	0
1996 Seattle	16/0	18	16	2	0.0	0.0	3	18	6.0	16	0	6	0	0
1997 Seattle	16/7	52	42	10	2.0	15.0	1	13	13.0	13	0	6	0	0
NFL TOTALS	50/7	73	60	13	2.5	15.0	4	31	7.8	16	0	12	1	0

Special Teams

Club	G/S	Tkl	So	Ast	I20	T/L	Yds	FF	FR	Pu	FG	XP
1994 Seattle	3/0	2	2	0	0.0	0.0	0.0	0	0	0	0	0
1995 Seattle	15/0	13	8	5	0.0	0.0	0.0	0	1	0	0	0
1996 Seattle	16/0	34	20	14	3.0	0.0	0.0	1	0	0	0	0
1997 Seattle	16/7	12	5	7	0.0	0.0	0.0	0	0	0	0	0
NFL TOTALS	50/7	61	35	26	3.0	0.0	0.0	1	1	0	0	0



BRIAN BLADES

WR

Height: 5-11

Weight: 190

College: Miami

NFL Experience: 11th Year

Seahawks Experience: 11th Year

How Acquired: Draft (2nd round 1988)

1997 Games Played/Started: 11/3

Career Games Played/Started: 140/116

Birthdate: July 24, 1965


Birthplace: Ft. Lauderdale, Fl.

89

1997: Played 11 games, starting three. Used mainly as the third wide receiver. Missed the last five games on injured reserve after breaking his hand at New Orleans (11/16). Caught at least one pass in each game except for one, finishing the season with 30 for 319 yards and two touchdowns, scores came versus Oakland (10/26) and at Denver (11/2).

PRO: Ranks as the second-most prolific pass catcher in franchise history after 1995 Hall of Fame inductee Steve Largent. Is second to Largent in receptions with 566 (Largent had 819), in yards with 7,436 (Largent 13,089), 1,000-yard seasons with 4 (Largent 8), 100-yard games with 17 (Largent 40), and is third in receiving touchdowns with 34 (Largent 100 and Daryl Turner 36). Holds the top two single-season reception totals with 81 in 1994 and 80 in 1993. Has over 1,000 yards in four seasons. Twice has caught game-winning touchdown

passes with less than one minute left, against San Diego (10/29/89) and versus New England (10/24/93). Also caught the game-tying score with 0:00 left versus Denver (11/30/92). Has 21 rushing attempts for 156 yards. In 1994, joined Dan Doornink (1982) as the only players in team history to have both a rushing and receiving play of at least 40 yards in the same game (vs. Cincinnati) and also ranks as only one of six players to have two such plays in a career. Was the Seahawks second-round draft choice in 1988, but their first selection overall. **1988:** Played 16 games, starting 7 of the last-10. Led the Seahawks in receiving yardage (682), the first player other than Steve Largent to do so in franchise history and the second rookie. Also led in touchdowns (8) and was second in receptions (40). Led all NFL rookies in touchdowns, was fifth in receptions, and fourth in yards. Totaled two 100-yard games, including a team rookie record 145 against New Orleans in his first start, and 123



Brian Blades ranks second on the team's all-time receiving list.

yards on six receptions and two touchdowns at the Los Angeles Raiders in a 43-37 win that clinched the AFC West title. Had five receptions for 78 yards in the playoff game at Cincinnati.

1989: Led team in receptions (77) and yards (1,063), was voted team MVP and selected to the Pro Bowl. Finished two catches off the team single-season record. Ranked second in the AFC in receptions and seventh in yards. Set a career-high with 10 receptions against San Diego, including the game-winning score with 0:40 left. Totaled four 100-yard games. **1990:** Started 16 games and had 49 receptions for 525 yards and three scores. Had two of the scores against Minnesota.

1991: Started 16 games and led team in receptions (70) and yards (1,003). Posted his second 70+ catch season and second with more than 1,000 yards. Joined Steve Largent as only players in franchise history to have two 1,000-yard seasons. Only Largent (six and eight) has more 70+ catch and 1,000-yard seasons. Tied for seventh in the AFC in receptions and was eighth in yards. Opened the season by posting career highs in receptions (12) and yards (160) at New Orleans and equalled his best with two touchdown receptions. Catches tied for second most in a single game in team history. Had two other games over 100 yards, 131 at San Diego and 107 at Denver and three with 97, 99, and 99. Caught eight passes at both Kansas City (97 yards) and San Diego (131). **1992:** Did not sign until September 2, missing all of training camp and the preseason. Suffered a shoulder injury on his first play against the Cincinnati Bengals in the season opener and missed 10 games on injured reserve before returning to start the last five. Caught a game-tying three-yard touchdown pass on the last play of the game in the first Denver game, his first game back from the injury, a game eventu-

ally won by the Seahawks 16-13 in overtime. Posted Seattle's only 100-yard receiving game of the season with six receptions for 103 yards against San Diego in the season finale. The 100-yard game was Seattle's first since he had 131 yards on eight catches at San Diego on November 10, 1991, and was the 11th of his career. Was designated one of two transition players after the season. **1993:** Played 16 games, starting 14. Broke the existing franchise record for receptions with 80 receptions, topping Steve Largent's 1985 record of 79. Finished tied for fourth in the AFC in receptions and was sixth in yards with 945. Caught 10 passes for 132 yards in a 31-14 win over San Diego. Had 134 yards on 7 receptions in a 16-6 win over Pittsburgh. Caught the game-winning touchdown pass with 25 seconds left in a 10-9 win over New England. Had nine receptions against the Patriots and seven at Denver and in the first Kansas City game. Caught five passes in the second Chiefs game to break Largent's record. **1994:** Started 16 games and set a new single-season reception record for the second straight season. Caught 81 passes for a personal best 1,086 yards and four touchdowns, breaking his old mark of 80 catches set in 1993. Broke his previous single-season best of 1,063 yards set in 1989. Finished fifth in the AFC in receptions (third among wide receivers) and seventh in yards (sixth among receivers). Posted his 14th 100-yard game with 141 on seven receptions in the second Kansas City game. Had two other games with 90 or more yards, including 97 on four catches, versus Pittsburgh. Had seven catches, including two for touchdowns, in the first Chiefs game. Season-best eight catches came in the first San Diego game. Led the AFC with 33 receptions on third down. Became only the second player in franchise history to have both a rushing play and a receiving play of at least 40 yards in the same game. Had a 41-yard pass reception and a 40-yard run on a reverse versus Cincinnati. to join Dan Doornink (46 rush, 44 receiving against the Denver Broncos on January 2, 1983) as the only players in franchise history with both a 40+ yard rushing and receiving play in the same game. Is now one of only six players in franchise history to have 40+ yard plays both rushing and receiving in a career. Caught his 400th career pass in the second Indianapolis game and passed 5,000 career yards in the second San Diego game. **1995:** Started 16 games at wide receiver and led team with 77 receptions and was second with 1,001 yards and four touchdowns. Ranked sixth in receptions and seventh in yards in the AFC. Surpassed 1,000 yards for the second consecutive season and for the fourth time overall. Combined with Joey Gallowsay (1,039 yards) to be the first teammates to each have 1,000 yards receiving in the same season. Had three 100-yard games and totals 17

career 100-yard games. Opened with eight receptions for 107 yards and a score against Kansas City. Caught six passes for 153 yards and two first quarter touchdowns in a 30-28 win over the New York Giants. Yardage total was second only to his 160 at New Orleans in 1991, while touchdowns came on first two possessions. Had his third 100-yard game at Denver with seven receptions for 127 yards. Caught six passes for 78 yards on three touchdown drives in the fourth quarter as Seattle overcome 20-0 deficit for 31-27 win, the greatest comeback in franchise history. Held without a catch at Kansas City in the season finale breaking a streak of 52 straight games with a reception, the second-longest in franchise history. **1996:** Started the first nine games before being idled for two with a shoulder injury. Returned for two games only to be sidelined for the last three games with shoulder and rib injuries. Finished the season with 43 receptions for 556 yards and two touchdowns. Finished second in receptions, yards, and touchdowns. Was leading team in receptions with 37 for 501 yards at time of first injury. Had nine receptions for 92 yards at Tampa Bay and four for 95 including the game-winning and career-long 80-yard touchdown with 2:03 left in a 22-15 win at Miami. Caught eight passes for 78 yards in the fourth quarter, including three for 33 yards on game-winning touchdown drive at Tampa Bay. Surpassed 500 career receptions in the opener at San Diego.

HONORS: **1988,** *First-Team All-Rookie (Pro Football Weekly, College and Pro Football Newsweekly).* **1989,** *AFC Pro Bowl squad; Marcus Nalley Trophy (Seahawks MVP as voted by teammates); UPI Second-team All-AFC.* **1994,** *AFC Pro Bowl First Alternate; Steve Largent Award; Seahawks NFL Man of the Year Nominee; Ed Block Award nominee; Elementary School Teacher Named NFL Teacher of the Month for October; Byron "Whizzer" White Award nominee (voted by teammates).* **1995,** *Ed Block Courage Award winner (voted by teammates).*

COLLEGE: Four-year letterman. Finished his career with 80 receptions for 1,493 yards, a 15.7 yard average, and 15 touchdowns. Finished second on the school receiving touchdown list and was fifth in yards. Caught the game-winning two-point conversion in a 26-25 win over Florida State in 1987. Team went on to a 12-0 record and the national championship. Had 29 receptions for 394 yards and five touchdowns, including three two-point conversions, as a senior. Had 18 catches for 392 yards, a 21.8 average, and four scores as a junior and 30 for 657 yards and six touchdowns as a sophomore. Played in four bowl games in his career and also played in the Japan Bowl. Redshirted in 1983. Majored in Business Management.

PERSONAL: Lettered in football and track at Piper High School in Fort Lauderdale, Florida. His younger brother, Bennie, signed with the Seahawks as an unrestricted free agent in the offseason. Bennie was an All-America at Miami and a first-round draft choice by the Lions in 1988 and played in the Pro Bowl in 1991. Organized the Fort Lauderdale Youth Track Club in his hometown and also volunteered as a sprint coach at Coral Springs High School in Coral Springs, Florida, during the off-season. Has hosted a Christmas party for the past six years for homeless children. Distributed posters of himself with the message, "Hard Work Pays Off." Is also active with First Place, a school for homeless children, Seattle Emergency Housing, Fred Hutchinson Cancer Research Center, and the United Negro College Fund. Was part of the NFL F.A.C.T. Trading Cards, promoting Football and Academics, a Championship Team. The program utilizes football cards as motivational learning tools. Brian has two daughters, Brittany and Brianne. Lives in Plantation, Fl.

1st Place
Brian hosts an annual Christmas party for the children at Seattle's First Place School, a school for homeless children.

SINGLE GAME HIGHS

Receiving

Most Receptions: 12, at New Orleans 9/1/91

Most Yards: 160, at New Orleans 9/1/91

Highest Average (min. 3 receptions): 30.8, at Oakland 12/18/88 (4-123)

Longest Reception: 80, at Miami 10/6/96 (TD)

Most Touchdowns: 2, 5 Times (Last: vs. N.Y. Giants 11/5/95)

Longest Touchdown: 80, at Miami 10/6/96

BLADES' POSTSEASON NFL RECORD

1988 Seattle (1/1) 5 receptions, 78 yards, 15.6 avg., 24 long, 0 TD

BRIAN BLADES' NFL RECORD

Receiving

Rushing

	Club	G/S	No	Yds	Avg	LG	TD	Att	Yds	Avg	LG	TD
1988	Seattle	16/7	40	682	17.1	55	8	5	24	4.8	12	0
1989	Seattle	16/14	77	1063	13.8	60	5	1	3	3.0	3	0
1990	Seattle	16/16	49	525	10.7	24	3	3	19	6.3	12	0
1991	Seattle	16/16	70	1003	14.3	52	2	2	17	8.5	11	0
1992	Seattle	6/5	19	256	13.5	37	1	1	5	5.0	5	0
1993	Seattle	16/14	80	945	11.8	41	3	5	52	10.4	26	0
1994	Seattle	16/16	*81	1086	13.4	45	4	2	32	16.0	40	0
1995	Seattle	16/16	77	1001	13.0	49	4	2	4	2.0	4	0
1996	Seattle	11/9	43	556	12.9	80	2	0	0	0.0	0	0
1997	Seattle	11/3	30	319	10.6	27	2	0	0	0.0	0	0
NFL TOTALS		140/116	566	7436	13.1	80	34	21	156	7.4	40	0


BLADES GAME-BY-GAME

1988	Opponent	No	Yds	Avg	LG	TD	1990	Opponent	No	Yds	Avg	LG	TD	
09/04	at Denver	2	20	10.0	12	0	11/11	at Kansas City	3	53	17.7	24	0	
09/11	Kansas City	3	39	13.0	17	1	11/18	Minnesota	5	50	10.0	13	2	
09/18	at San Diego	1	6	6.0	6	0	11/25	at San Diego (ot)	5	63	12.6	18	0	
09/25	San Francisco	0	0	0.0	0	0	12/02	Houston (ot)	3	37	12.3	16	0	
10/02	at Atlanta	1	53	53.0	53	0	12/09	at Green Bay	1	7	7.0	7	0	
10/09	at Cleveland	2	33	16.5	17	0	12/16	at Miami	4	45	11.3	15	0	
10/16	New Orleans	8	145	18.1	52	1	12/23	Denver	2	14	7.0	9	0	
10/23	at L.A. Rams	2	29	14.5	19	0	12/30	Detroit	7	50	7.1	15	0	
10/30	San Diego	2	30	15.0	23	1	TOTALS (16/16)			49	525	10.7	24	3
11/06	Buffalo	1	9	9.0	9	0								
11/13	Houston	1	23	23.0	23	1								
11/20	at Kansas City	7	89	12.7	18	1	1991	Opponent	No	Yds	Avg	LG	TD	
11/28	L.A. Raiders	2	54	27.0	48	1	09/01	at New Orleans	12	160	13.3	31	2	
12/04	at New England	1	2	2.0	2	0	09/08	New York Jets	4	53	13.3	19	0	
12/11	Denver	3	27	9.0	13	0	09/15	at Denver	5	107	21.4	47	0	
12/18	at L.A. Raiders	4	123	30.8	55	2	09/22	at Kansas City	8	97	12.1	18	0	
TOTALS (16/7)		40	682	17.1	55	8	09/29	Indianapolis	0	0	0.0	0	0	
							10/06	at Cincinnati	7	99	14.1	26	0	
1989	Opponent	No	Yds	Avg	LG	TD	10/13	L.A. Raiders (ot)	4	99	24.8	52	0	
09/10	at Philadelphia	2	15	7.5	9	0	10/20	at Pittsburgh	3	29	9.7	11	0	
09/17	Phoenix	9	146	16.2	28	1	10/27	San Diego	2	30	15.0	16	0	
09/24	at New England	1	14	14.0	14	0	11/03	BYE						
10/01	at L.A. Raiders (ot)	7	113	16.1	32	1	11/10	at San Diego	8	131	16.4	39	0	
10/08	Kansas City	4	86	21.5	32	0	11/17	at L.A. Raiders	3	25	8.3	14	0	
10/15	at San Diego	3	37	12.3	19	0	12/01	Kansas City	2	24	12.0	13	0	
10/22	Denver (ot)	6	61	10.2	15	0	12/08	San Francisco	3	29	9.7	13	0	
10/29	San Diego	10	117	11.7	21	1	12/15	at Atlanta	3	35	11.7	26	0	
11/05	at Kansas City	4	34	8.5	11	0	12/22	L.A. Rams	6	85	14.2	44	0	
11/12	Cleveland	4	57	14.3	28	1	TOTALS (16/16)			70	1003	14.3	52	2
11/19	at N.Y. Giants	3	36	12.0	18	0								
11/26	at Denver	8	122	15.3	29	0	1992	Opponent	No	Yds	Avg	LG	TD	
12/04	Buffalo	5	66	13.2	26	0	09/06	Cincinnati	0	0	0.0	0	0	
12/10	at Cincinnati	6	107	17.8	60	1	09/13	at Kansas City	Reserve (shoulder)					
12/17	L.A. Raiders	0	0	0.0	0	0	09/20	at New England	Reserve (shoulder)					
12/23	Washington	5	52	10.4	16	0	09/27	Miami	Reserve (shoulder)					
TOTALS (16/14)		77	1063	13.8	60	5	10/04	at San Diego	Reserve (shoulder)					
							10/11	at Dallas	Reserve (shoulder)					
1990	Opponent	No	Yds	Avg	LG	TD	10/18	L.A. Raiders	Reserve (shoulder)					
09/09	at Chicago	0	0	0.0	0	0	10/25	at N.Y. Giants	Reserve (shoulder)					
09/16	L.A. Raiders	3	44	14.7	17	0	11/01	BYE						
09/23	at Denver (ot)	4	50	12.5	18	0	11/08	Washington	Reserve (shoulder)					
10/01	Cincinnati	3	26	8.7	14	0	11/15	at L.A. Raiders	Reserve (shoulder)					
10/07	at New England	1	2	2.0	2	0	11/22	Kansas City	Reserve (shoulder)					
10/14	L.A. Raiders	0	0	0.0	0	0	11/30	Denver (ot)	6	66	11.0	20	1	
10/21	Kansas City	3	27	9.0	14	0	12/06	at Pittsburgh	2	40	20.0	23	0	
10/28	BYE						12/13	Philadelphia (ot)	4	36	9.0	16	0	
11/04	San Diego	5	57	11.4	18	1	12/20	at Denver	1	11	11.0	11	0	

1992	Opponent	No	Yds	Avg	LG	TD	1995	Opponent	No	Yds	Avg	LG	TD
12/27	San Diego	6	103	17.2	37	0	10/22	San Diego	1	41	41.0	41	1
TOTALS (6/5)		19	256	13.5	37	1	10/29	at Arizona (ot)	5	69	13.8	23	0
1993	Opponent	No	Yds	Avg	LG	TD	11/05	N.Y. Giants	6	153	25.5	44	2
09/05	at San Diego	5	54	10.8	21	0	11/12	at Jacksonville	5	43	8.6	20	0
09/12	L.A. Raiders	2	18	9.0	9	0	11/19	at Washington	6	55	9.2	16	0
09/19	at New England	6	50	8.3	17	1	11/26	N.Y. Jets	6	43	7.2	10	0
09/26	at Cincinnati	5	64	12.8	18	0	12/03	Philadelphia	6	71	11.8	19	0
10/03	San Diego	10	132	13.2	20	1	12/10	at Denver	7	127	18.1	49	0
10/10	BYE						12/17	Oakland	6	63	10.5	14	0
10/17	at Detroit	3	28	9.3	12	0	12/24	at Kansas City	0	0	0.0	0	0
10/24	New England	9	70	7.8	17	1	TOTALS (16/16)		77	1001	13.0	49	4
10/31	at Denver	7	87	12.4	28	0	1996	Opponent	No	Yds	Avg	LG	TD
11/07	at Houston	5	44	8.8	18	0	09/01	at San Diego	5	49	9.8	23	0
11/14	Cleveland	2	22	11.0	19	0	09/08	Denver	4	57	14.3	37	0
11/21	BYE						09/15	Kansas City	2	26	13.0	21	0
11/28	Denver	3	35	11.7	15	0	09/22	at Tampa Bay	9	92	10.2	18	1
12/05	Kansas City	7	134	19.1	41	0	09/29	Green Bay	2	22	11.0	12	0
12/12	at L.A. Raiders	5	47	9.4	13	0	10/06	at Miami	4	95	23.8	80	1
12/19	Phoenix (ot)	2	31	15.5	22	0	10/13	BYE					
12/26	Pittsburgh	4	60	15.0	23	0	10/17	at Kansas City	3	25	8.3	10	0
01/02	at Kansas City	5	69	13.8	33	0	10/27	San Diego	4	66	16.5	29	0
TOTALS (16/14)		80	945	11.8	41	3	11/03	Houston	4	69	17.3	24	0
1994	Opponent	No	Yds	Avg	LG	TD	11/10	Minnesota					
09/04	at Washington	5	43	8.6	13	1	11/17	at Detroit					
09/11	at L.A. Raiders	4	45	1.3	23	1	11/24	Oakland	4	32	8.0	15	0
09/18	San Diego	8	66	8.3	17	0	12/01	at Denver	2	23	11.5	16	0
09/25	Pittsburgh	4	97	24.3	45	0	12/08	Buffalo					
10/02	at Indianapolis	7	71	10.1	20	0	12/15	at Jacksonville					
10/09	Denver	6	90	15.0	22	0	12/22	at Oakland					
10/16	BYE						TOTALS (11/9)		43	556	12.9	80	2
10/23	at Kansas City	7	61	8.7	16	2	1997	Opponent	No	Yds	Avg	LG	TD
10/30	at San Diego	6	89	14.8	21	0	08/31	N.Y. Jets	3	33	11.0	15	0
11/06	Cincinnati (ot)	4	85	21.3	41	0	09/07	Denver	1	7	7.0	7	0
11/13	at Denver	1	6	6.0	6	0	09/14	at Indianapolis	2	30	15.0	18	0
11/20	Tampa Bay	5	58	11.6	20	0	09/21	San Diego	0	0	0.0	0	0
11/27	Kansas City	7	141	20.1	34	0	09/28	at Kansas City (ot)	2	16	8.0	9	0
12/04	Indianapolis	4	55	13.8	36	0	10/05	Tennessee	3	32	10.7	19	0
12/11	at Houston	2	29	14.5	28	0	10/12	BYE					
12/18	L.A. Raiders	5	70	14.0	36	0	10/19	at St. Louis	5	39	7.8	13	0
12/24	at Cleveland	6	80	13.3	24	0	10/26	Oakland	4	58	14.5	27	1
TOTALS (16/16)		81	1086	13.4	45	4	11/02	at Denver	3	27	9.0	10	1
1995	Opponent	No	Yds	Avg	LG	TD	11/09	at San Diego	4	47	11.8	16	0
09/03	Kansas City	8	107	13.4	23	1	11/16	at New Orleans (ot)	3	30	10.0	16	0
09/10	at San Diego	2	28	14.0	18	0	11/23	Kansas City					
09/17	Cincinnati	7	74	10.6	29	0	11/30	Atlanta					
09/24	BYE						12/07	at Baltimore					
10/01	Denver	4	32	8.0	9	0	12/14	at Oakland					
10/08	at Oakland	5	63	12.6	24	0	12/21	San Francisco					
10/15	at Buffalo	3	32	10.7	13	0	TOTALS (11/3)		30	319	10.6	27	2

BLADES' 100-YARD GAMES

Date	Opponent	No	Yds	Avg	LG	TD	Date	Opponent	No	Yds	Avg	LG	TD
9/01/91	at New Orleans	12	160	13.3	31	2	12/18/88	at L.A. Raiders	4	123	30.8	55	2
11/05/95	N.Y. Giants	6	153	25.5	44	2	11/26/89	at Denver	8	122	15.3	29	0
09/17/89	Phoenix	9	146	16.2	28	1	10/29/89	San Diego	10	117	11.7	21	1
10/16/88	New Orleans	8	145	18.1	52	1	10/01/89	at L.A. Raiders	7	113	16.1	32	1
11/27/94	Kansas City	7	141	20.1	34	0	12/10/89	at Cincinnati	6	107	17.8	60	1
12/05/93	Kansas City	7	134	19.1	41	0	09/15/91	at Denver	5	107	21.4	47	0
10/03/93	San Diego	10	132	13.2	20	1	09/03/95	Kansas City	8	107	13.4	23	1
11/10/91	at San Diego	8	131	16.4	39	0	12/27/92	San Diego	6	103	17.2	37	0
12/10/95	at Denver	7	127	18.1	49	0							



GREG BLOEDORN

G

Height: 6-6 **Weight:** 278
College: Cornell
NFL Experience: 2nd Year
Seahawks Experience: 2nd Year
How Acquired: Free Agent (1996)
1997 Games Played/Started: 2/0
Career Games Played/Started: 2/0
Birthdate: November 15, 1972
Birthplace: Elmhurst, IL.

60


1997: Saw action in two games on special teams while switching time between the active roster and the practice squad. Played in first career game at Oakland (12/14). Played in NFL Europe in 1998.

PRO: Signed as an undrafted free agent in 1996 and has been on the practice squad. **1996:** Spent the last 14 games on the practice squad. Originally signed as an undrafted free agent on April 25. Was waived on

August 13 and re-signed to the practice squad on September 11.

COLLEGE: Two-year starter. First-team All-Ivy League choice as a senior. Began his career as a tight end. Graduated with a degree in Economics.

PERSONAL: Attended Glenbard South High School in Glen Ellyn, Illinois, lettering in football, basketball, and track. Lives in Glen Ellyn, IL.



STEVE BROUSSARD RB

Height: 5-7 **Weight:** 201
College: Washington State
NFL Experience: 9th Year
Seahawks Experience: 4th Year
How Acquired: Free Agent (1995)
1997 Games Played/Started: 16/1
Career Games Played/Started: 106/21
Birthdate: February 22, 1967
Birthplace: Los Angeles, Ca.

31

1997: Played 16 games and started against Oakland (10/26). Rushed for a career high five touchdowns to lead the team. Added 418 rushing yards, his most since 1991. Had the Seahawks only 100-yard game with 138 yards on six carries with two touchdowns against Tennessee (10/5). Personally turned two games into wins within a three-game span. Scored the game-winning touchdown in a 26-22 win over San Diego (9/21) on a 1-yard run with 1:22 left. Gained 69 of his 72 total yards against the Chargers in the fourth quarter as he saw his first action on offense. Turned a 10-3 deficit in the Tennessee game into a 16-10 lead with touchdowns runs of 77 and 43 yards within a three-carry span of the second half. The 77-yarder was a career long. For the season, finished with 24 receptions, his most since 1994, and scored against Atlanta (11/30). Set a franchise record with 50 kickoff returns. Gained 1,076 yards and averaged 21.3 yards per return. Played in his 100th career game at San Diego (11/9).

PRO: Valuable reserve running back and kickoff

returner. Holds the Seahawks career records with a 22.93 yard kickoff return average, 3,119 return yards, and 136 returns. Signing reunited him with Dennis Erickson who coached him at Washington State in 1987 and 1988. Originally drafted 20th on the first round by the Atlanta Falcons in 1990. Played 50 games with 16 starts in four seasons with the Falcons. Twice led Atlanta in rushing (1991 and 1992) and totaled three 100-yard games. Was also used as a slot receiver by the Falcons. Signed with the Cincinnati Bengals as a free agent in 1994 and played 13 games with three starts. **1990:** Played 13 games, starting 10. Joined William Andrews (1979) as the only rookie running backs in franchise history to start the season opener. Had a 50-yard scoring run against Cincinnati. **1991:** Led club with 449 rushing yards and 4.5 average per carry, while starting five-of-14 games. Had first 100-yard game with 101 on 20 carries at San Diego on September 15. Set a club record with a 10.4 yard per carry average, 104 yards on 10 carries in a win at San Francisco. Had all 104 yards in the fourth quar-

ter, including runs for 36 and 23 yards. Fractured his fibula in the 15th game against the Seahawks and missed the playoffs. **1992:** Played 15 games, starting one, and led team in rushing for second consecutive season with 363. Scored two touchdowns, one rushing and one receiving, against New England. **1993:** Played eight games, with no starts as he backed-up 1,000-yard rusher Erric Pegram. Averaged 5.3 yards per carry on 39 attempts. Rushed for a single-game best 162 yards on 26 carries at Washington on November 29. **1994:** Signed with the Bengals as a free agent on April 8. Played 13 games, starting three. Caught a career high 34 passes for 218 yards. Second in rushing with 403 yards on 94 carries. Had the team's longest run with a 37-yarder for a touchdown against New England. Suffered a spinal injury against Houston on November 13 and missed the next game. Had a concussion versus the New York Giants on December 11 and missed the last two games on injured reserve. **1995:** Played 15 games and started the season opener at Kansas City along with Chris Warren at running back. Used as the primary kickoff returner and set a single-season record with a 24.7 yard average returning 43 kicks for 1,064 yards. Finished sixth in the AFC in average. The return and yardage totals ranked second for a single season in team history. Had five returns of at least 40 yards, including a 70-yarder at Kansas City, the fourth-longest in team history. Used as a change-up to starting running back Warren and rushed for 222 yards on 46 carries and one score. Signed as a free agent on June 12 after having been waived by the Cincinnati Bengals on May 3. **1996:** Played the first 12 games as a reserve running back and kick-

off returner. Missed the last four games on the inactive list after injuring a hamstring in the first Oakland game. Finished the season with 106 yards on 15 carries, including a 26-yard touchdown against Minnesota. Returned 43 kickoffs for 979 yards, including an 86-yarder in the first Kansas City game, the longest non-scoring play in franchise history.

COLLEGE: Four-year letterman who played his first two seasons (1987-88) under Dennis Erickson. Finished his career second in school history with 3,044 rushing yards. Carried 610 times for a 5.0 yard average and scored 33 touchdowns. Added 120 receptions for 1,179 yards and seven scores and returned 18 kickoffs for a 22.3 yard average and one score. One of only two players in Pac-10 history to lead the conference in rushing (1988) and receiving (1987). Ahmad Rashad was the other. Set school records for total touchdowns (41) and rushing touchdowns (33). First-team All-Pac-10 as a junior and senior. Led conference in rushing as a junior with 1,280 yards on 222 attempts and added 11 touchdowns. Set a school mark with 13 rushing touchdowns as a senior, while gaining 1,237 yards on 260 carries. Caught a Pac-10 leading 59 passes in 1987 for 701 yards and three scores. Majored in Sociology.

PERSONAL: All-state choice at Manuel Arts High School in Los Angeles, California. Also played full-back. School captured city championship his senior season. Lettered twice in track and won the city 100-meter championship as a junior. Steve and his wife, Monique (2/22/91), have a daughter, Talin (3/15/92). Lives in Kent, Wa.

BROUSSARD'S NFL RECORD

Club	G/S	Att	Rushing			LG	TD	Receiving			LG	TD
			Yds	Avg				No	Yds	Avg		
1990 Atlanta	13/10	126	454	3.6	50	4	24	160	6.7	18	0	
1991 Atlanta	14/5	99	449	4.5	36	4	12	120	10.0	25	1	
1992 Atlanta	15/1	84	363	4.3	27	1	11	96	8.7	24	1	
1993 Atlanta	8/0	39	206	5.3	26	1	1	4	4.0	4	0	
1994 Cincinnati	13/3	94	403	4.3	37	2	34	218	6.4	25	0	
1995 Seattle	15/1	46	222	4.8	21	1	10	94	9.4	25	0	
1996 Seattle	12/0	15	106	7.1	26	1	6	26	4.3	9	0	
1997 Seattle	16/1	70	418	6.0	77	5	24	143	6.0	20	1	
NFL TOTALS	106/21	573	2621	4.6	77	19	122	861	7.1	25	3	

Kickoff Returns

Club	G/S	No	Yds	Avg	LG	TD
1990 Atlanta	13/10	3	45	15.0	23	0
1991 Atlanta	14/5	0	0	0.0	0	0
1992 Atlanta	15/1	0	0	0.0	0	0
1993 Atlanta	8/0	0	0	0.0	0	0
1994 Cincinnati	13/3	7	115	16.4	24	0
1995 Seattle	15/1	43	1064	*24.7	70	0
1996 Seattle	12/0	43	979	22.8	86	0
1997 Seattle	16/1	*50	1076	21.5	43	0
NFL TOTALS	106/21	146	3279	22.5	86	0

*Seahawks record

SINGLE GAME HIGHS

Rushing

Most Attempts: 26, at Washington 11/29/93
Most Yards: 162, at Washington 11/29/93
Longest Run: 77, vs. Tennessee 10/6/97 (TD)
Most Touchdowns: 2, 2 Times (Last: vs. Ten 10/6/97)
Longest Touchdown: 77, vs. Tennessee 10/6/97 (TD)

Receiving

Most Receptions: 7, vs. Miai 10/2/94
Most Yards: 43, vs. Miami 10/2/94
Longest Reception: 25, 2 Times (Last: vs. Pitt 12/4/94)
Most Touchdowns: 1, 3 Times (Last: vs. Atl 11/30/97)
Longest Touchdown: 25, vs. L.A. Raiders 9/22/91

Kickoff Returns

Most Returns: 6, 2 Times (Last: vs. Green Bay 9/29/96)
Most Yards: 162, vs. San Diego 10/22/95 (6 returns)
Highest Average (min. 3): 33.8, vs. K.C. 9/15/96 (4-135)
Longest Return: 86, vs. Kansas City 9/15/96
Most Touchdowns: None



CHAD BROWN

LB

Height: 6-2

Weight: 240

College: Colorado

NFL Experience: 6th Year

Seahawks Experience: 2nd Year

How Acquired: Unrestricted Free Agent (Pitt. 1997)

1997 Games Played/Started: 15/15

Career Games Played/Started: 71/64

Birthdate: July 12, 1970

Birthplace: Altadena, Ca.

94

1997: Started 15 games at right linebacker and led team in tackles with 104. Inactive at Oakland (12/14) after suffering a concussion at Baltimore (12/7) on the game's first play. Injury kept him out of most of the second half of that game. Also was the team leader in solo tackles (75), assisted tackles (29), and fumble recoveries (4). Finished third in sacks (6.5) and tied for second in tackles for loss (12.5). Had three games with at least ten tackles and led the team in tackles a team high six times. Totalled 12 tackles versus Tennessee (10/5) and 11 at Kansas City (9/28) and at Denver (11/2). Earned AFC

The Snake!

Brown owns and operates a reptile store in Boulder, Colorado. During the offseason he works in the store a few days each week.

Defensive Player of the Week honors after a three-sack performance at Indianapolis (9/21). Defense held the Colts to a franchise low 118 yards. Had 1.5 sacks at San Diego (11/9). Scored two touchdowns, the first of his career, on fumble returns, a 26-yarder against Denver (9/7) and a 42-yarder at Baltimore (12/7). Tied a team record with two fumble recoveries at New Orleans (11/16). Finished with a team-high four recoveries, the most recoveries by an individual since 1991. Signed as an unrestricted free agent on February 15.


PRO: Made an immediate impact with the Sea-

hawks after signing as an unrestricted free agent. Versatile player who started at right linebacker, played right end in the nickel, and was used on special teams. Played his first four seasons with the Pittsburgh Steelers after being their 1993 second-round draft choice, the 44th player chosen overall. Played 56 regular season games with the Steelers, starting 49. Credited with 299 tackles, 30 sacks, eight forced fumbles, and two fumble recoveries. Made his first 36 starts at inside linebacker before starting 13 times at right outside in 1996. Had a career-best 119 tackles in 1994 and then finished third in the AFC with 13 sacks in 1996. Single-game high of 4.5 sacks at Cincinnati was an NFL high for 1996. Played eight postseason games, starting six. Had three sacks against Indianapolis in 1996. **1993:** Played 16 games and started the last nine at inside linebacker. Also saw action at outside linebacker in nickel situations and on special teams. Finished the season with 69 tackles, three sacks, and a team-high 10 quarterback pressures. Credited with six tackles, two sacks, and a forced fumble in his first start at Cincinnati (11/7) to earn a game ball. Posted a single-game high 10 tackles, including a sack and forced fumble, at Miami (12/13). Started at Kansas City in the postseason and had 10 tackles and added one on special teams. **1994:** Started 16 regular season games and led team with career-best 119 tackles. Also led with 90 solo stops and was third with 8.5 sacks. Had at least 10 tackles in four games, including a single-game career best 14 (12 solo) versus Seattle in Husky Sta-

dium. Led team in tackles six times. Picked off first career pass versus Cleveland (12/18). Added seven tackles in two postseason starts. **1995:** Started 10-of-the-first-11 games, missing game eight with ankle sprain, an injury that also kept him inactive for the last five games. Was leading the NFL with 5.5 sacks after five weeks. Included was a three sack performance at Houston (9/10). Inactive versus Jacksonville (10/29) his first game missed on any level. Returned to play in all three postseason games, starting Super Bowl XXX versus Dallas. **1996:** Played and started 14 games. Started the season opener at inside linebacker before moving to outside linebacker after a season-ending injury to five-time Pro Bowler Greg Lloyd and earned a trip to the Pro Bowl as a starter. Missed two-of-the-last-four games with an ankle injury but returned to start both playoff games. Led the team with 13 sacks, a total that ranked third in the AFC and fourth in the NFL. Had an NFL-high 4.5 sacks at Cincinnati (10/13), one-half off the club record, and 11 tackles to earn AFC Defensive Player of the Week honors. Sack total was the highest by an NFL player since 1991. Totaled three sacks versus Jacksonville (11/18) and two against San Diego (12/8). Second with 81 tackles and had a single-game high 11 at Cincinnati. Totaled five tackles and three sacks against Indianapolis in a wild card game and added six tackles at New England.

HONORS: 1993, *First-team All-Rookie (Pro Football Weekly/Pro Football Writers Association and Football News); Pittsburgh Rookie of the Year (Pittsburgh Pro Football Writers Association).* 1996, *AFC Pro Bowl starter; First-team All-NFL (Associated Press, Pro Football Weekly/Pro Football Writers of America, College & Pro Football Newsweekly, Football Digest, Sports Illustrated); First-team All-AFC (Football News); AFC Linebacker of the Year (NFL Players Assn.); AFC Defensive Player of Week 7 (at Cincinnati).* 1997, *AFC Defensive Player of Week 3 (at Indianapolis).*

COLLEGE: Four-year starter. Two-time first-team All-Big Eight Conference. Played inside linebacker his first two seasons before moving outside as junior and senior. Finished his career with 369 total tackles, including 242 solo, 38 tackles for loss, and 14 sacks. Finished fourth in school history in total



Chad Brown was named AFC Linebacker of the Year by NFL Players Association, in 1996.

tackles and third in solo stops. Posted a single-season high 125 tackles in 1991 along with eight sacks. Had 15 tackles for loss in both 1991 and 1992. Set up game-winning touchdown with a forced fumble in 1990 Orange Bowl versus Notre Dame and enabled Colorado to win the national championship. Graduated with a degree in Marketing.

PERSONAL: Played linebacker, tight end, and fullback at John Muir High School in Altadena, California. First-team all-state choice as a senior after recording 136 tackles with 11 sacks, and six fumble recoveries. Added 13 receptions with four touchdowns, and 320 rushing yards and three scores. Two-time All-San Gabriel Valley and All-Pacific League choice as a junior and senior. Team went 14-0 and won CIF title as a junior. Also lettered in track. He and his wife, Kristin (6/11/94), have a daughter, Amani. Chad owns his own business, *Pro Exotics* in Boulder, Colorado, where he breeds and sells non-venomous snakes and reptiles. Lives in Lonetree, Colorado.

ADDITIONAL STATISTICS

Special Teams Tackles: 1993 (Pittsburgh) - 6 (4 solo, 2 assists); 1994 (Pittsburgh) - 5 (4/1); 1997 (Seattle) - 1 (1/0); **Total - 12 (9/3).**

SINGLE GAME HIGHS

Tackles: 14, at Seattle 9/25/94 (12+2)

Sacks: 4.5, at Cincinnati 10/13/96

Interceptions: 1, 3 Times (Last: at Cincinnati 11/10/96)

Longest Interception Return: 16, (Twice: vs. Cleveland 12/18/94; at Cincinnati 11/10/96)

Forced Fumbles: 1, 9 Times (Last: vs. NY Jets 8/31/97)

Fumble Recoveries: *2, at New Orleans 11/16/97

Longest Return: 42, at Baltimore 12/7/97 (TD)


Most Touchdowns: 1, vs. Denver 9/7/97 (16-yards); at Baltimore 12/7/97 (42-yards)

BROWN'S NFL RECORD

		Defense													
Club	G/S	Tackles			Sacks		Interceptions			LG	TD	PD	FF	FR	
		Tkl	So	Ast	QB	Yds	No	Yds	Avg						
1993 Pittsburgh	16/9	69	43	26	3.0	22.0	0	0	0.0	0	0	n/a	2	0	
1994 Pittsburgh	16/16	119	90	29	8.5	73.0	1	16	16.0	16	0	n/a	2	0	
1995 Pittsburgh	10/10	30	20	10	5.5	40.0	0	0	0.0	0	0	n/a	1	0	
1996 Pittsburgh	14/14	81	51	30	13.0	97.5	2	20	10.0	16	0	n/a	3	2	
1997 Seattle	15/15	104	75	29	6.5	43.0	0	0	0.0	0	0	3	1	4	
NFL TOTALS	71/64	403	279	124	36.5	318.5	3	36	12.0	16	0	3	8	2	

BROWN'S POSTSEASON NFL RECORD

Club	G/S	Tackles			Defense Sacks			For Loss			Interceptions			FF	FR
		Tkl	So	Ast	QB	Yds	No	Yds	Avg	LG	TD	PD	FF		
1993 Pittsburgh	1/1	10	6	4	0.0	0.0	0	0	0.0	0	0	0	0	0	0
1994 Pittsburgh	2/2	7	4	3	0.0	0.0	0	0	0.0	0	0	1	0	0	0
1995 Pittsburgh	3/1	8	5	3	0.0	0.0	0	0	0.0	0	0	0	0	0	0
1996 Pittsburgh	2/2	11	10	1	3.0	37.0	0	0	0.0	0	0	1	0	0	0
NFL TOTALS	8/6	36	25	11	3.0	37.0	0	0	0.0	0	0	2	0	0	0



REGGIE BROWN FB

Height: 6-0

Weight: 244

College: Fresno State

NFL Experience: 3rd Year

Seahawks Experience: 3rd Year

How Acquired: Draft (3rd round [b] 1996)

1997 Games Played/Started: 11/0

Career Games Played/Started: 18/0

Birthdate: June 26, 1973

Birthplace: Highland Park, Mi.

34

1997: Saw action in the first 11 games as a reserve fullback and special teams performer. Inactive games 12-15 and on injured reserve for game 16 with a knee injury. Had five special teams tackles.

PRO: Second of two third-round draft choices in 1996. Pick had been acquired from the Detroit Lions on draft day along with the Lions first-round choice in exchange for Seattle's first-round choice, a choice that had been acquired from the Houston Oilers. **1996:** Played the first seven games as a reserve fullback and special teams performer. Injured his knee at Kansas City and missed the last nine games on injured reserve.

COLLEGE: Two-year letterman after transferring from the College of the Desert in Palm Desert, California. Scored 28 touchdowns in 23 games over two seasons, ranking fifth on the school's career list. Led the team in rushing with 719 yards on 131 carries (5.5 avg) and nine touchdowns as a senior. Caught 18 passes for 183 yards and three scores.

Also led in scoring with 72 points on 12 touchdowns. Had three touchdowns in a win over the University of California and carried 21 times for 144 yards versus UCLA. Scored in nine straight games over his junior and senior seasons. Second-team All-Western Athletic Conference as a junior in 1994. Led the conference in touchdowns with 16 and in scoring with 96 points. Rushed for 412 yards on 107 carries (3.9 avg). Career high 161 yards, on 35 carries, with three touchdowns came versus San Diego State. Played two seasons at College of the Desert. Earned All-Foothill Conference honors as a sophomore when he rushed for 777 yards on 110 carries and 13 touchdowns. Speech Communications major.


PERSONAL: Earned all-state honorable mention at Henry Ford High School in Detroit, Michigan. Played wide receiver, safety and quarterback. Lives in Detroit, Mi.

R. BROWN'S NFL RECORD

	Club	G/S	Rushes				Kickoff Returns				
			No	Yds	Avg.	TD	No	Yds	Avg	LG	TD
1996	Seattle	7/0	0	0	0.0	0	4	51	12.8	24	0
1997	Seattle	11/0	0	0	0.0	0	1	16	16.0	16	0
NFL TOTALS		18/0	0	0	0.0	0	5	67	13.4	24	0

ADDITIONAL STATISTICS

Special Teams Tackles: 1996 (Seattle) - 5 (2 solo, 3 assists); 1997 (Seattle) - 5 (3/2); Career - 10 (5/5).



JAMES BURTON

CB

Height: 5-9

Weight: 184

College: Fresno State

NFL Experience: 5th Year

Seahawks Experience: 1st Year

How Acquired: Free Agent (1998)

1997 Games Played/Started: 5/1

Career Games Played/Started: 45/7

Birthdate: April 27, 1971

Birthplace: Long Beach, Ca.

28

1997: Played five games with one start for the Chicago Bears. Suffered a broken leg in practice before Game 5 at Dallas (9/28). Returned to play in one game at Minnesota (11/9) before being placed on injured reserve (11/11). Was on injured reserve for two weeks before being waived (11/25). Signed with the Seahawks on April 21, 1998.

PRO: Entered the NFL as a fifth-round draft choice by the Kansas City Chiefs in 1994. Went to training camp with the Chiefs but was waived on the final cut-down. Signed with the Bears before the 1994 season. **1994:** Claimed by the Bears (8/31) off waivers. Played in 13 games with one start. Saw most action on special teams as a nickel defensive back. Made first NFL start at Miami (11/13). **1995:** Played in 11 games with two starts. Missed the final five games with an injured shoulder. Placed on injured reserve (11/22). Forced a fumble at St. Louis (9/24). **1996:** Played in all 16 games with three starts. Used mostly as a nickel


back. Recorded first career interception versus Oakland (9/29). Had a career-high 10 tackles in start versus Detroit (11/24).

COLLEGE: Started three seasons at Fresno State after spending one year at Hawaii. Recorded 119 tackles, 11 interceptions, and two forced fumbles with the Bulldogs. All-WAC by Football News as a senior. Had four interceptions including one returned 58 yards for a touchdown versus Air Force. Second-team all-conference as a junior with 49 tackles. Had an interception in Freedom Bowl win over Southern Cal. Registered three interceptions as a sophomore. Saw limited action as a reserve defensive back as a freshman at Hawaii.

PERSONAL: All-city and all-conference at Long Beach Poly High in Southern California. Lettered in football and track. He and his wife, Trinette, have a daughter, Jasmine.

BURTON'S NFL RECORD

Club	G/S	Tackles		Defense		Interceptions			LG	TD	PD	FF	FR	
				Sacks		No	Yds	Avg						
		Tkl	So	Ast	QB									Yds
1994 Chicago	13/1	13	6	7	0.0	0	0	0	0.0	0	0	1	0	0
1995 Chicago	11/2	22	18	4	0.0	0	0	0	0.0	0	0	0	0	0
1996 Chicago	16/3	31	24	7	0.0	0	1	11	11.0	11	0	5	0	0
1997 Chicago	5/1	9	9	0	0.0	0	0	0	0.0	0	0	0	0	1
NFL TOTALS	45/7	75	57	18	0.0	0	1	11	11.0	11	0	6	0	



JOE CAIN

LB

Height: 6-0 **Weight:** 244
College: Oregon Tech
NFL Experience: 10th Year
Seahawks Experience: 6th Year
How Acquired: Unrestricted Free Agent (Chi. 1994)
1997 Games Played/Started: 11/0
Career Games Played/Started: 131/74
Birthdate: June 11, 1965
Birthplace: Perth Amboy, N.J.

59

1997: Played in 11-of-the-first 13 games as a reserve linebacker and special teams performer. Active but did not play in the first two games and was inactive for the last three contests due to rib and ankle injuries. Recovered a fumble on special teams against Kansas City (11/23), finished season with six total special team tackles. Signed as an unrestricted free agent on May 21.

PRO: Originally entered the NFL as the eighth-round draft choice of the Minnesota Vikings in 1988 and was waived by the Vikings on August 30. Signed with Seattle in 1989 as a free agent and played 57 games, with 13 starts, through the 1992 season. Was a valuable reserve at all three linebacker spots and started 13 games, 10 at left linebacker and three at right linebacker. Signed an offer sheet with the Chicago Bears on March 16, 1993, which was not matched by Seattle. Seahawks received an eighth-round 1993 draft choice as compensation. Credited with 478 tackles and had at least 108 in every season (1993-96) with Chicago while starting at both outside and middle linebacker. **1989:** Signed as a free agent by the Seahawks on March 3. Played in nine games as a reserve after spending the first seven games on the developmental squad. **1990:** Played 16 games and started five, two at left outside linebacker and three at right outside linebacker. Had 23 tackles on defense and six on special teams. **1991:** Played 16 games as a reserve outside linebacker and special teams performer. Credited with seven tackles and his first career interception on defense and added seven tackles on special teams. Picked off his pass against San Francisco and returned it five yards. **1992:** Played 16 games and started the last eight at left outside linebacker. Credited with a career-high 62 tackles, according to unofficial press box statistics. Also had an interception, a fumble recovery, and a forced fumble. Added six special teams tackles. Totaled 46 of his defensive tackles as a starter, including a single-game high

nine against San Diego in the finale. Had an interception at Pittsburgh and forced a fumble at Denver. **1993:** Played and started 15 games. Inactive versus Atlanta after breaking his hand versus Tampa Bay. Credited with 108 tackles. Had a season-high 12 tackles, including a forced fumble, versus the Los Angeles Raiders. **1994:** Played 16 games, with 15 starts. Did not start versus Buffalo. Posted a career best 129 tackles. Led team in tackles in six games, including a single-game high 15 versus Philadelphia. Started at both weakside and middle linebacker during the season. **1995:** Started 16 games and was credited with 119 tackles. Had 14 at St. Louis and 12 in two other games. Only linebacker to start 16 games. **1996:** Played 16 games and started 15. Did not start at Green Bay. Credited with 122 tackles and had his first career sack, versus Oakland on September 29. Co-led with three forced fumbles.

COLLEGE: Two-year letterman and two-time first-team All-Columbia Football League. Second-team NAIA All-America as a senior. Team Most Valuable Player in both 1986 and 1987. Led the team in tackles in 1987 with 103, with eight for loss, and four sacks. Totalled a team-high 112 tackles in 1986. Originally attended Stanford University in 1983 and 1984 and was a starter at free safety as a freshman. Played for current Seahawks defensive coordinator Greg McMackin at both Stanford (1983-84) and Oregon Tech (1986-87). Did not play football in 1985. Majored in Industrial Management.

PERSONAL: Attended Compton High School in Compton, California, lettering in football and track. Operated his own silk screening business in Los Angeles prior to signing with Seattle. Worked as a reggae disc jockey during the offseason while with the Seahawks, and has an interest in all types of music. Joe has a daughter, Ayana, and a son, Joseph, III. Lives in Highland Park, IL.

CAIN'S NFL RECORD

	Club	G/S	Defense					Interceptions					TD	PD	FF	FR
			Tackles			Sacks										
			Tkl	So	Asst	QB	Yds	No	Yds	Avg	LG					
1989	Seattle	9/0	10	7	3	0.0	0.0	0	0	0.0	0	0	0	0	0	0
1990	Seattle	16/5	29	20	9	0.0	0.0	0	0	0.0	0	0	2	0	0	0
1991	Seattle	16/0	14	10	4	1.0	0.0	1	5	5.0	5	0	1	0	0	0
1992	Seattle	16/8	68	46	22	0.5	0.0	2	3	1.5	3	0	5	1	1	1
1993	Chicago	15/15	108	63	45	0.0	0.0	0	0	0.0	0	0	5	1	0	0
1994	Chicago	16/15	129	83	46	0.0	0.0	0	0	0.0	0	0	2	1	1	1
1995	Chicago	16/16	119	73	46	0.0	0.0	0	0	0.0	0	0	5	0	0	0
1996	Chicago	16/15	122	66	56	1.0	6.0	0	0	0.0	0	0	1	3	0	0
1997	Seattle	11/0	2	2	0	0.0	0.0	0	0	0.0	0	0	0	0	0	0
NFL TOTALS		131/74	601	370	231	n/a	1.0	3	8	2.7	5	0	21	6	2	2

ADDITIONAL STATISTICS

Postseason Games Played/Started: 1991 (Chicago) 1/1.

SINGLE GAME HIGHS


Tackles (Solos and Assists): 15, at Philadelphia 9/12/94

Sacks: 1.0, vs. Oakland 9/29/96

Interceptions: 1, 3 Times (Last: at Denver 12/20/92)

Forced Fumbles: vs. Tampa Bay 11/3/96

Fumble Recoveries: 1, 2 Times (Last: vs. Min 9/18/94)



MARK COLLINS

S

Height: 5-10

Weight: 196

College: Cal State Fullerton

NFL Experience: 13th Year

Seahawks Experience: 1st Year

How Acquired: Free Agent (1997)

1997 Games Played/Started: 1/0

Career Games Played/Started: 159/148

Birthdate: January 16, 1964

Birthplace: St. Louis, Mo.

25

1997: Signed as an unrestricted free agent with the Green Bay Packers (11/29). Inactive for five games before playing as a reserve in the finale versus Buffalo (12/20). Signed as an unrestricted free agent with the Seahawks (4/21/98).

PRO: Veteran safety who will provide the defensive secondary with discipline and leadership. Entered the NFL as a second-round draft choice (44th overall) in 1986 with the New York Giants. Earned his reputation as one of the league's toughest cornerbacks before switching to safety in 1995. Has recorded 26 career interceptions. A member of the Giants teams that won Super Bowls XXI and XXV. **1986:** Played in 15 games with nine starts at left cornerback. Replaced Elvis Patterson in the starting lineup when he suffered a groin injury. First NFL start came versus New Orleans (9/28). Registered his first career interception versus San Diego (9/14). Earned all-rookie honors by Pro Football Weekly. Returned 11 kickoffs for an 18.5-

yard average and three punts for 11 yards. Saw action as a backup defensive back in Super Bowl XXI victory over the Denver Broncos. **1987:** Played and started 11 games. Led the secondary with 49 tackles. **1988:** Played and started 11 games while battling through an abdominal hernia. Finished second on the team with 12 passes defended. **1989:** Started all 16 games at cornerback and earned All-NFL recognition. Recorded eight tackles with an interception and four passes defended in a playoff loss to the Los Angeles Rams (1/7/90).

1990: Played in 13 games with 12 starts. Missed Games 3-5 with an ankle sprain. In the NFC Championship Game versus San Francisco (1/20/91) he held Jerry Rice to 54 yards on five receptions. Earned Super Bowl XXV Defensive

Titans

Collins was a member of the powerful Cal State Fullerton baseball team as a freshman and sophomore.

MVP by the Sporting News for his performance in the Giants' 20-19 victory over the Bills. Had six tackles in that game. Also intercepted a pass in playoff win over Chicago (1/13/91). **1991:** Played in 16 games with 15 starts and led the secondary in tackles with 80. Also led the team with 15 passes defended. **1992:** Started the first 14 games before missing the final two with a rib injury. Led the team with 11 passes defended. **1993:** Started all 16 games at left cornerback and recorded 71 tackles and a team-leading 18 passes defended. Scored his first career touchdown on a 50-yard interception return versus the Los Angeles Rams (9/19). Named to the Sports Illustrated All-NFL team. **1994:** Signed as an unrestricted free agent with Kansas City on April 26. Played in 14 games with 13 starts at left cornerback. Returned an interception 78 yards at the Los Angeles Raiders (12/24). Missed Games 11-12 with a neck strain. Recorded seven tackles in playoff loss to Miami (12/31). **1995:** Played in 16 games with 15 starts. 13 starts were at free safety with the other two at cornerback. Finished second on the team with 93 tackles. Recovered a fumble and returned it for a touchdown with 15 seconds remaining in a 20-13 victory over Houston (11/19). Had nine tackles

with an interception and a forced fumble in a playoff loss to Indianapolis (1/7/96). **1996:** Played and started 16 games at safety and led the team with a career-high 119 tackles. Also recorded a career-high six interceptions.

HONORS: **1986:** *All-Rookie (Pro Football Weekly)*; **1993:** *All-NFL (Sports Illustrated)*, *All-NFL second-team (College and Pro Football Newsweekly)*;

COLLEGE: Four-year letterman who had his jersey (#5) retired by the school in 1991. Established a Titans record with 20 career interceptions. Team captain, All-America selection, and PCAA Defensive Player of the Year as a senior in 1985. Played in the East-West Shrine Game, Blue-Grey Game and the Senior Bowl. Also played on the Titans baseball team as a freshman and sophomore.


PERSONAL: Earned 10 varsity letters in football, basketball and baseball at Pacific High in San Bernardino, Ca. Team captain as a senior running back. Received the Ken Hubbs Memorial Award as the outstanding senior athlete in the San Bernardino area. Active with Special Olympics. Lives in Redland, Ca.

COLLINS' NFL RECORD

Club	G/S	Tackles			Defense		Interceptions			LG	TD	PD	FF	FR
		Tkl	So	Ast	QB	Yds	No	Yds	Avg					
1986 N.Y. Giants	15/9	60	45	15	0.0	n/a	1	0	0.0	0	0	14	1	1
1987 N.Y. Giants	11/11	49	44	5	1.5	n/a	2	28	14.0	28	0	10	0	0
1988 N.Y. Giants	11/11	56	54	2	0.0	n/a	1	13	13.0	13	0	12	0	0
1989 N.Y. Giants	16/16	81	72	9	1.0	n/a	2	12	6.0	12	0	12	0	1
1990 N.Y. Giants	13/12	51	45	6	0.0	n/a	2	0	0.0	0	0	9	1	0
1991 N.Y. Giants	16/15	80	62	18	0.0	n/a	4	77	19.3	41	0	15	1	1
1992 N.Y. Giants	14/14	67	62	5	0.0	n/a	1	0	0.0	0	0	11	1	0
1993 N.Y. Giants	16/16	71	61	10	1.0	n/a	4	77	19.3	50t	1	18	0	0
1994 Kansas City	14/13	64	40	24	2.0	n/a	2	83	41.5	78t	1	7	1	1
1995 Kansas City	16/15	93	70	23	0.0	n/a	1	8	8.0	8	0	14	2	1
1996 Kansas City	16/16	119	94	25	1.5	5.5	6	45	7.5	23	0	10	3	1
1997 Green Bay	1/0	0	0	0	0.0	0.0	0	0	0.0	0	0	0	0	0
NFL TOTALS	159/148	791	649	142	7.0	n/a	26	335	12.9	78t	2	132	10	6

COLLINS' POST-SEASON DEFENSE

Club	G/S	Tackles			Sacks		Interceptions			LG	TD	PD	FF	FR
		Tkl	So	Ast	QB	Yds	No	Yds	Avg					
1986 N.Y. Giants	3/0	8	6	2	0.0	0	0	0	0.0	0	0	0	0	0
1989 N.Y. Giants	1/1	8	8	0	0.0	0	1	0	0.0	0	0	4	0	0
1990 N.Y. Giants	3/3	12	10	2	0.0	0	1	11	11.0	11	0	1	0	0
1993 N.Y. Giants	2/2	10	8	2	0.0	0	0	0	0.0	0	0	0	1	0
1994 Kansas City	1/1	7	6	1	0.0	0	0	0	0.0	0	0	0	0	0
1995 Kansas City	1/1	9	8	1	0.0	0	1	0	0.0	0	0	1	1	0
NFL TOTALS	11/8	54	46	8	0.0	0	3	11	3.7	11	0	6	2	0



CARLESTER CRUMPLER TE

Height: 6-6 **Weight:** 260
College: East Carolina
NFL Experience: 5th Year
Seahawks Experience: 5th Year
How Acquired: Draft (7th round 1994)
1997 Games Played/Started: 15/12
Career Games Played/Started: 56/30
Birthdate: September 5, 1971
Birthplace: Greenville, NC

87

1997: Played the last 15 games, starting 12 times. Did not play in the season opener against the New York Jets (8/31). Made his first start at Indianapolis (9/14) and started every game but two thereafter. Only non-starts came when Seahawks opened with four wide receivers at St. Louis (10/19) and at New Orleans (11/16). Set single-season highs, for the third consecutive season, with 31 receptions for 361 yards and one score. Receptions were the most by a Seahawks tight end since 1984. Had five catches for 50 yards and a touchdown versus Denver (9/7) and three in five games. Had a key 20-yard reception on a 3rd-and-10 at San Diego to help set up game-winning touchdown. Career-long 30-yard reception came versus Oakland (10/26).

PRO: Has set single-season highs for both receptions and yards in each of the last three seasons. Totaled 23 receptions for 254 yards in 1995, 26 for 258 in 1996, and 31 for 361 in 1997. Ranks fourth among tight ends with 82 receptions and is third in yards with 892. Drafted on the seventh-round in 1994. **1994:** Played the last nine games, starting four. Inactive the first seven games and saw his first action at San Diego after a back injury sidelined Ferrell Edmunds for the season. **1995:** Played 16 games and started seven, including the last six. Caught 23 passes for 254 yards and one touchdown. Totaled two receptions entering the season. Caught six passes for 59 yards at Arizona, the fifth-most

receptions by a tight end in franchise history. First career touchdown came on a 10-yard reception at Washington. **1996:** Played 16 games with seven starts. Started the last six games after an ankle injury to Christian Fauria. Set career-highs with 26 receptions and 258 yards. Tied his single-game high with six receptions for 58 yards at Jacksonville. Had two games with four catches and had a career-long 26-yard catch at San Diego.

COLLEGE: Four-year letterman and two-year starter. First-team All-America choice as a senior by the Walter Camp Foundation and a second-team choice by College and Pro Football Newsweekly. Caught 31 passes for 346 yards and 1 touchdown in 1993 after catching 38 for 524 yards and 4 scores in 1992. Finished his career with 81 receptions for 959 yards, an 11.8 yard average, and 5 touchdowns. Ranked fourth in school history in receptions. Red-shirted in 1989. Played in the Senior Bowl after his senior season. Graduated with a degree in Finance.

PERSONAL: Associated Press first-team all-state choice as a senior at J.H. Rose High School in Greenville, North Carolina. Also lettered in basketball and track. His father, Carlester, was an All-America running back at East Carolina and a fourth-round 1974 draft choice of the Buffalo Bills. Full name is Carlester Crumpler, Jr. Carlester and his wife, Kim, were married on October 12, 1997 and live in Kennesaw, Ga.

CRUMPLER'S NFL RECORD

	Club	G/S	No	Receiving				TD	Rushing			
				Yds	Avg	LG	Att		Yds	Avg	TD	
1994	Seattle	9/4	2	19	9.5	12	0	0	0	0.0	0	
1995	Seattle	16/7	23	254	11.0	24	1	0	0	0.0	0	
1996	Seattle	16/7	26	258	9.9	26	0	0	0	0.0	0	
1997	Seattle	15/12	31	361	11.6	30	1	0	0	0.0	0	
NFL TOTALS		56/30	82	892	10.9	30	2	0	0	0.0	0	

SINGLE GAME HIGHS


Receiving

Most Receptions: 6, 2 Times (Last: at Jacksonville, 12/15/96)

Most Yards: 59, at Arizona 10/29/95

Longest Reception: 30, vs. Oakland 10/26/97

Most Touchdowns: 1, 2 Times (Last: vs. Denver 9/7/97)



PHILLIP DANIELS DE

Height: 6-5 **Weight:** 283
College: Georgia
NFL Experience: 3rd Year
Seahawks Experience: 3rd Year
How Acquired: Draft (4th round [a] 1996)
1997 Games Played/Started: 13/10
Career Games Played/Started: 28/10
Birthdate: March 4, 1973
Birthplace: Donalsonville, Ga.

93

1997: Played 13 games, starting ten, at right end. Earned the starting right end position in the pre-season and opened the first four games before injuring a knee versus San Diego (9/21). Played, but did not start, at Oakland (12/14) after returning to Seattle for the birth of his daughter Saturday night. Credited with 34 tackles, five tackles for loss and four sacks. Had two sacks at Indianapolis (9/21); the first multi-sack game of his career. Forced a fumble on a sack at San Diego (11/9) that was recovered in the end zone by Michael Sinclair for a touchdown.

PRO: Speed pass rusher who began powerlifting competitively in the offseason and gained 25 pounds of muscle. Chosen on the fourth round of the 1996 draft. Seahawks traded fourth and fifth round 1996 choices to the Jacksonville Jaguars on the second day of the draft to move up in the fourth round. Played as a reserve as a rookie before earning a starting position. **1996:** Played 15 games as a reserve defensive end and special teams performer. Inactive against Jacksonville with a knee injury. Credited with 11 tackles on defense and 13 tackles on special teams.

COLLEGE: Four-year letterman and three-year starter. Finished his career with 244 tackles, 18 tackles for loss, and 12 sacks. Started at defensive end as a senior, linebacker as a junior, and defensive tackle as a sophomore. Collected a personal-high 87 tackles as a junior and tied for the team lead with five sacks. Had 82 tackles as a senior. One of only three true freshmen to letter in 1992, playing outside linebacker. Majored in Social Work.

Pumping Up
Phillip won a power lifting competition over the offseason while adding 20 pounds of muscle.

PERSONAL: All-state honorable mention at Seminole County High School in Donalsonville, Georgia. Started at quarterback, along with playing linebacker and kicking. Led team to state playoff as a senior. Had 60 tackles and an interception on defense, while passing for 984 yards and rushed for 984 more. Also lettered in basketball and baseball. Played in Georgia High School All-Star Game. Lives in Kirkland, Wa.

DANIELS' NFL RECORD

		Defense												
Club	G/S	Tackles			Sacks		Interceptions			LG	TD	PD	FF	FR
		Tkl	So	Ast	QB	Yds	No	Yds	Avg					
1996 Seattle	15/0	11	9	2	2.0	14.0	0	0	0.0	0	0	1	0	1
1997 Seattle	13/10	34	24	10	4.0	15.0	0	0	0.0	0	0	1	1	0
NFL TOTALS	28/10	45	33	12	6.0	29.0	0	0	0.0	0	0	2	1	1

ADDITIONAL STATISTICS

Kickoff Returns: 1997 (Seattle) - 1 for -2 yards.

Special Teams Tackles: 1996 (Seattle) - 13 (7 solo, 6 assists); 1997 (Seattle) - 1 (1/0); **Career - 14 (8/6).**

SINGLE GAME HIGHS


Tackles: 5, 2 Times (Last: vs. Atlanta 11/30/97)

Sacks: 2.0, at Indianapolis 9/14/97

Interceptions: None

Forced Fumbles: 1, at San Diego 11/9/97

Fumble Recoveries: 1, vs. Kansas City 9/15/96



TYREE DAVIS

WR

Height: 5-9 Weight: 175
 College: Central Arkansas
 NFL Experience: 3rd Year
 Seahawks Experience: 2nd Year
 How Acquired: Free Agent (1997)
 1997 Games Played/Started: 13/1
 Career Games Played/Started: 14/1
 Birthdate: September 23, 1970
 Birthplace: Atheimer, Ar.

83

1997: Played 13 games and started one in a four wide receiver set versus San Diego (9/21). Caught two passes for 48 yards, including a 37-yarder to set up a touchdown. Start was the first of his career. Receptions were the first of his career. Returned 16 punts for a 6.5 average. Signed with the Seahawks as a World League free agent (7/15). Played ten games, starting seven, with the league champion Barcelona Dragons. Rejoins Barcelona teammate Jon Kitna with the Seahawks. Led the World League in receiving yards with 743 and in all-purpose yards with 1,181. Led team and finished second in the league with 43 receptions and six touchdowns. Had three 100-yard games, 116 on six receptions versus London; five for 111 yards at London; and a single-game high eight for 108 yards and one score versus Scotland. Added a 79-yard punt return touchdown against the Claymores. Caught four passes for a game-high 96 yards in Barcelona's 38-24 win over the Rhein Fire in the World Bowl.

PRO: Originally a seventh-round draft choice of the Tampa Bay Buccaneers in 1993. Had two outstanding seasons in the World League, playing for Barcelona in 1995 and 1997. Caught 56 passes for 855 yards with six scores in 1995 and 43 for a league-leading 743 yards and six scores in 1997. Has five 100-yard receiving games and 1,593 yards on 99 receptions. Ranks second in league history with 2,448 all-purpose yards and 13 touchdowns. **1993:** Spent

the first seven weeks on the practice squad before breaking his shoulder in practice on October 19. Missed the rest of the season on injured reserve. **1994:** Spent the first 15 weeks on the practice squad before being added to the active roster on December 16. Was inactive for the season's last two games. **1995:** Part of Tampa Bay's 53-man roster for the first six games and saw his first action on the season opener at Philadelphia. Was released on October 17. **1996:** Signed with the Cincinnati Bengals as free agent (2/2), and was waived (8/20).

COLLEGE: Set school records with 158 career receptions and four punt return touchdowns. Finished his career with 158 receptions for 2,481 yards, second all-time, and 15 touchdowns. Returned 52 punts for an 11.1 yard average. Led team in receiving three straight seasons, 1990-92, and caught 62 passes for 1,005 yards and six scores in 1990. First-team NAIA Division I All-America as a senior with 52 receptions for 780 yards and four scores. Had two punt return touchdowns versus Arkansas-Monticello. Team won national championship as a junior as he caught 41 passes for 665 yards.

PERSONAL: Attended Altheimer High School in Altheimer, Arkansas. Has 10 brothers and sisters. One brother, Willie, also attended Central Arkansas, and is in his seventh NFL season as a wide receiver for the Tennessee Oilers. Lives in Sugarland, Tx.

T. DAVIS' NFL RECORD

NFL RECEIVING RECORD													
		Receiving						Punt Returns					
	Club	G/S	No	Yds	Avg	LG	TD	No	FC	Yds	Avg	LG	TD
1993	Tampa Bay												
1994	Tampa Bay	0/0	0	0	0.0	0	0	0	0	0	0.0	0	0
1995	Tampa Bay	1/0	0	0	0.0	0	0	0	0	0	0.0	0	0
1996													
1997	Seattle	13/1	2	48	24.0	37	0	16	6	104	6.5	28	0
NFL TOTALS		14/1	2	48	24.0	37	0	16	6	104	6.5	28	0

SINGLE GAME HIGHS

Receiving

Most Receptions: 2, vs. San Diego 9/21/97

Most Yards: 48, vs. San Diego 9/21/97

Longest Reception: 37, vs. San Diego 9/21/97

Most Touchdowns: none



CHRISTIAN FAURIA TE

Height: 6-4
College: Colorado
NFL Experience: 4th Year
Seahawks Experience: 4th Year
How Acquired: Draft (2nd round 1995)
1997 Games Played/Started: 16/3
Career Games Played/Started: 40/21
Birthdate: September 22, 1971
Birthplace: Harbor City, Ca.

86

1997: Played 16 games with three starts. Caught ten passes for 110 yards, including a career-long 25-yard reception against Atlanta (11/30). Credited with four tackles on special teams.

PRO: Second-round 1995 draft choice, the high-choice ever used on a tight end. Has 45 receptions for 505 yards and two scores in 40 games.

1995: Played 14 games, starting nine straight, games two through ten. Missed two games on the inactive list with a knee injury. Caught a franchise rookie tight end record 17 passes for 181 yards and one score.

1996: Played the first 10 games, starting the last nine. Scheduled to be the starter but was slowed after missing all the preseason after breaking a finger in training camp. Did not start at


San Diego, but returned to the starting lineup against Denver and remained there until missing the last six games on injured reserve after breaking an ankle versus Minnesota. Caught 18 passes for 214 yards and one touchdown, a 23-yarder against Denver, one of a season-high four receptions for 53 yards.

COLLEGE: Finished his career with 98 receptions for 1,058 yards, and 12 touchdowns. Ranked fourth in school history in receptions and ninth in yards. Big 8 Conference record-holder for receptions by a tight end. Winner of the Derek Singleton Award which is given to the Colorado player who displays the spirit, enthusiasm, and dedication, as a sophomore and junior. First-team All-Big 8 Conference as a senior and third-team Associated Press All-America choice. Caught 35 passes for 356 yards and three touchdowns. Finished second on the team in receptions. Had a single-game high seven receptions for 43 yards against Michigan. Had at least four receptions in three other games. Ended the season with a one-yard touchdown reception against Notre Dame in

the Fiesta Bowl. Started every game as a junior, catching 30 passes for 351 yards and one touchdown. Started the season with nine receptions for 97 yards against Texas. Second-team all-conference as a sophomore. Caught 31 passes for 326 yards on five touchdowns. Reception total was the most by a Colorado tight end since 1984. Played every game in 1991 as a redshirt freshman. First catch went for a touchdown against Oklahoma. Caught a game-winning 20-yard touchdown pass from field goal formation in a 16-12 win over Oklahoma State. Selected for the East-West Shrine Game, but did not play. Graduated with a degree in Communications.

PERSONAL: First-team All-California Interscholastic Federation and first-team All-Del Ray League as a tight end at Crespi High School in Encino, California. Team captain and Most Valuable Player as a senior while catching 58 passes

for 674 yards and six touchdowns. Added 78 tackles and six sacks while playing linebacker. Played only one season of basketball earning Most Valuable Player honors after averaging 16.0 points and 13.0 rebounds per game as a senior. Also lettered in track. Owns his own masonry business along with one of his brothers. One brother, Lance, lettered as a tight end at the University of Washington in 1984. Another, Quinn, played full-back at Northern Arizona in 1989. A sister, Julie, played basketball at the College of the Canyons. Hosts the Christian Fauria Putt-Putt Golf Invitational in the offseason to benefit the Boys and Girls Clubs. Lives in Encinitas, California. Last name is pronounced FOUR-ee-aye.



Fauria caught a rookie tight end record 17 passes in 1995.

Putt-Putt

Fauria hosts the Christian Fauria Putt-Putt Invitational in the offseason to help support the Boys & Girls Clubs of King County.

FAURIA'S NFL RECORD

Club	G/S	No	Receiving		LG	TD	Rushing				TD
			Yds	Avg			Att	Yds	Avg		
1995 Seattle	14/9	17	181	10.6	20	1	0	0	0.0	0	
1996 Seattle	10/9	18	214	11.9	23	1	0	0	0.0	0	
1997 Seattle	16/3	10	110	11.0	25	0	0	0	0.0	0	
NFL TOTALS	40/21	45	505	11.2	25	2	0	0	0.0	0	

SINGLE GAME HIGHS

Receiving

Most Receptions: 4, 2 Times (Last: vs. Denver 9/8/96)

Most Yards: 53, vs. Denver 9/8/96

Longest Reception: 25, vs. Atlanta 11/30/97

Most Touchdowns: 1, 2 Times (Last: vs. Denver 9/8/96)


ADDITIONAL STATISTICS

Special Teams Tackles: 1995 (Seattle) - 3 (3 solo); 1997 (Seattle) - 4 (2/2); **Career** - 7 (5/2).

Kickoff Returns: 1996 (Seattle) - 1 for 8 yards.

JEFF FEAGLES

P



Height: 6-1

Weight: 208

College: Miami

NFL Experience: 11th Year

Seahawks Experience: 1st Year

How Acquired: Free Agent (1998)

1997 Games Played/Started: 16/0

Career Games Played/Started: 160/0

Birthdate: March 7, 1966

Birthplace: Anaheim, Ca.

10

1997: Played in all 16 games for the Arizona Cardinals. Finished fourth in the NFC with a 44.3-yard average. Recorded 24 Inside the 20, including five games with three each. Had a 51.0-yard average on seven punts versus Washington (12/7).

PRO: Veteran punter who has averaged 24 punts inside the opponents' 20-yard line in each of his ten seasons. Has led the NFC in that category four times (1991, '92, '93, '94). Selected to the NFC Pro Bowl team after the 1995 season. Originally entered the NFL as a free agent with New England in 1988. Joined the Philadelphia Eagles via waivers (6/5/90). Signed with Arizona as an unrestricted free agent (3/2/94), where he played until signing with Seattle (3/4/98). **1988:** Earned All-Rookie honors after handling the punting duties for the Patriots. Finished third in the AFC with 24 Inside 20s. Had the league's longest punt, a 74-yarder versus Indianapolis (10/2). **1989:** Recorded just two touchbacks which were the fewest in the NFL among punters with at least 60 boots. **1990:** Signed by Philadelphia (6/5) off waivers. Also served as the team's placement holder. Had three punts over 50 yards at Washington (10/21). Had a 39.1-yard average on seven punts in playoff loss to Washington (1/5/91). **1991:** Led the NFL with 29 punts downed inside the 20. Registered a career-long

77-yard punt at Dallas (9/15). Awarded a game ball after booting a 61-yarder late in the game at Cleveland (11/10) that was fumbled inside the end zone to help set-up the Eagles' winning score. Designated the team's emergency quarterback for two games while Jim McMahon was sidelined with an injury. **1992:** Led the NFC with 26 punts Inside 20. Recorded a career-best 52.8-yard average in a victory over Dallas (10/5). Punted in both playoff games. **1993:** Led the NFL with 33 punts downed inside the 20. Rushed one time on a fake field goal in which he had lined up as the holder, gaining 6 yards, but short of the first down versus the Giants (11/21). **1994:** Signed with the Cardinals as a free agent (3/2). Led the NFC and established a team record with 33 punts downed inside the 20. Earned All-Pro mention by USA Today. **1995:** Led the NFC with a 38.2-yard net average and earned his first trip to the Pro Bowl. Had four punts inside the 20 in 20-14 overtime victory over Seattle (10/29). Earned NFC Special Teams Player of the Week for his 48.3-yard average in a 40-37 overtime victory against Atlanta (11/26). **1996:** Had four punts downed inside the 20 at the Giants (11/3).

HONORS: 1995, NFC Pro Bowl, NFC Special Teams Player of the Week (11/26); 1994, All-Pro (USA Today).

COLLEGE: Three-year punter at Miami, including a 40.8-yard average as a senior on the Hurricanes' 11-0 National Championship team in 1987. Transferred to Miami after one season at Scottsdale Community College in the Phoenix, Arizona area.

PERSONAL: Six-time letterman in football, basketball and baseball at Gerard High in Phoenix. Member of the

Muscular Dystrophy Association of Arizona executive board. Hosts a golf tournament in Phoenix each off-season to benefit the MDA. Also held the Jeff Feagles Celebrity Black Tie Bowl in 1994-95, which raised \$28,000 for MDA. Lives in Scottsdale, Arizona, with his wife, Michelle, and sons Christopher (12/18/90), Blake (12/28/93) and Trevor (4/17/97).

FEAGLES' NFL RECORD

Club	G/S	No	Punting			Net	TB	In20	LG	BL
			Yds	Avg.						
1988 New England	16/0	91	3,482	38.3	34.1	8	24	74	0	
1989 New England	16/0	63	2,392	38.0	31.3	2	13	64	1	
1990 Philadelphia	16/0	72	3,026	42.0	35.5	3	20	60	2	
1991 Philadelphia	16/0	87	3,640	41.8	34.0	11	29	77	1	
1992 Philadelphia	16/0	82	3,459	42.2	36.9	7	26	68	0	
1993 Philadelphia	16/0	83	3,323	40.0	35.3	4	31	60	0	
1994 Arizona	16/0	98	3,997	40.8	36.0	10	33	54	0	
1995 Arizona	16/0	72	3,150	43.8	38.2	8	20	60	0	
1996 Arizona	16/0	76	3,328	43.8	36.4	6	23	68	1	
1997 Arizona	16/0	91	4,028	44.3	40.8	10	24	61	1	
NFL TOTALS	160/0	815	33,825	41.5	36.3	69	243	77	6	

SINGLE GAME HIGHS

Punts: 10, at Seattle 12/13/92


Average: 52.8, vs. Dallas 10/5/92

Longest Punt: 77, at Dallas 9/15/91

Net Average: 48.0, at Dallas 10/5/92

Inside 20: 4, 12 Times (Last: at N.Y. Giants, 11/3/96)

Blocked Punts: 1, Six Times (Last: at Washington, 9/14/97)



JOHN FRIESZ

QB

Height: 6-4

Weight: 223

College: Idaho

NFL Experience: 9th Year

Seahawks Experience: 4th Year

How Acquired: Unrestricted Free Agent (Wash 1995)

1997 Games Played/Started: 2/1

Career Games Played/Started: 61/37

Birthdate: May 19, 1967

Birthplace: Missoula, Mt.


17

1997: Began the season as the starting quarterback, but broke the thumb on his right hand on the last offensive play of the first half against the New York Jets (8/31) in the season opener. Was inactive for the next nine games, including the last two as the third quarterback. Played the entire fourth quarter at Baltimore (12/7).

PRO: Has started ten games in three seasons with Seattle and posted five wins. Has thrown for 2,562 yards and 14 touchdowns in 16 games, with one 300-yard game (323 versus Tennessee, 11/3/96). Signed with the Seahawks as an unrestricted free agent on March 17, 1995, reuniting him with Den-

nis Erickson who recruited him and coached him one season at the University of Idaho in 1985. Entered the NFL as the sixth-round 1990 draft choice of the San Diego Chargers and played his first four seasons. Started 16 games for the Chargers in 1991, throwing for 2,894 yards, including back-to-back 300-yard games. Signed with the Washington Redskins as a free agent for the 1994 season and played 16 games, starting four. **1990:** Missed the first 15 games on injured reserve and was activated and started against the eventual AFC West Champion Los Angeles Raiders in the season finale. Completed 11 of 22 passes for 98 yards with one touchdown and one interception in a 17-12 loss.

1991: Started 16 regular season games and completed 262 of 487 passes for 2,896 yards with 12 touchdowns and 15 interceptions. Had back-to-back 300-yard games with 306 versus the Los Angeles Rams on October 13 and 321 against Cleveland on October 20. Completed a career-best 33 of 54 against the Browns and was 21 of 33 versus the Rams. Engineered a fourth quarter 24-21 win over New Orleans. Earned starting job in fourth preseason game by completing 17 of 19 passes for 210 yards against the Raiders. **1992:** Missed entire season on injured reserve with a knee injury suffered in the second quarter of the preseason opener at Phoenix. **1993:** Saw action in 12 games, starting six consecutive during weeks 6-12 when Stan Humphries was sidelined by a shoulder injury. Engineered two wins during that time, over eventual playoff teams the Los Angeles Raiders and Minnesota Vikings. Completed 20 of 32 passes for 268 yards and two scores versus the Vikings. One of the touchdowns was a 66-yarder to Anthony Miller, the Chargers longest scoring play from scrimmage. Came off the bench on week three to lead a 74-yard scoring drive to the winning field goal with 0:03 left against Houston. Suffered only four interceptions in 238 attempts. **1994:** Signed with the Redskins as an unrestricted free agent on April 18. Played 16 games, starting the first four, including versus the Seahawks in the season opener. Was 17 of 32 for 210 yards with one touchdown and two interceptions in a 28-7 loss. Threw for 195 yards and four touchdowns and no interceptions the next week in a 38-24 win at New Orleans. Tied a team record with 32 completions, including two touchdowns and a career high 381 yards, in a 31-23 loss at the New York Giants. Threw a 73-yard scoring pass to Henry Ellard versus Atlanta in game four, a career best. Saw action at quarterback in only three other games the rest of the season, versus Arizona, San Francisco, and Dallas. **1995:** Played six games for Seattle, starting three at quarterback. Came off the bench in Denver to lead the greatest comeback in franchise history. Trailing 20-0 before engineering three fourth quarter touchdown drives in a 31-27 win. Passed for two scores in the quarter while completing 12 of 19 passes for 157 yards. Threw game-winning touchdown pass to Chris Warren with 49 seconds left. Saw action as a reserve in two games, Kansas City and second San Diego, before making first start at Arizona. Played all but six plays despite separating left (non-throwing) shoulder in the first quarter. Overcame early 14-0 deficit to tie game in regulation. Was driving toward game-winning field goal attempt when deflected pass was intercepted and returned for a touchdown. Injury kept him out of next five games before playing at Denver. Started the last two games. Completed 16 of 25 passes for 220 yards and one score against the Oakland Raiders. Engineered scores on first five possessions, giving him eight straight possessions with a



John Friesz ignited a 20-point come-from-behind victory at Denver in 1995.

score including the Denver game. **1996:** Played eight games, starting six, after not playing in three-of-the-first-four games. Took over as the starter in game six after a 1-4 start and posted a 4-2 record before being sidelined for the season with a broken leg suffered at Detroit. Engineered a 22-15 win over the Dolphins in Miami in a driving rainstorm in his first start, throwing for 299 yards and three scores. Connected with Joey Galloway for first half scores of 51 and 65 yards and threw the game-winning 80-yard touchdown pass to Brian Blades with 2:03 left. That completion was the longest of his career. Became the first Seattle quarterback to have three 50+ touchdown passes in the same game. After a loss at Kansas City, guided Seattle to wins in a three-game homestand. Passed for 206 yards against San Diego, 323 and one touchdown versus Houston, and 263 and two scores against Minnesota. Threw a 14-yard touchdown pass to Joey Galloway with 3:30 left to tie the Houston game and his 323 yards represented the first 300-yard passing game by a Seattle quarterback since November 10, 1991, a span of 79 games. Broke open a close game against the Vikings with a second quarter scoring pass and added a second in the fourth quarter. Broke a bone in his leg in the first quarter against the Lions and played on it until the fourth quarter. Missed the last five games on injured reserve.

COLLEGE: Set 24 school, 18 conference, and five NCAA Division I-AA records. Teams were 27-5 in his career and advanced to the playoffs three times. Consensus All-America, All-Big Sky Conference and conference Player of the Year as a junior and senior. Threw for 10,697 career yards, the NCAA's fifth-best total. Had 4,041 yards with 31 touch-

downs and eight interceptions as a senior. Yardage total was the sixth highest in NCAA single-season history. Had 11 games with more than 300 yards, including five with more than 400. Set NCAA I-AA single-game completion percentage mark of 84.8% (28 of 33) against Montana State. Finished his career completing 801 of 1,350 attempts for 10,697 yards, 77 touchdowns and 40 interceptions. Was another 105 of 178 for 1,535 yards with 11 touchdowns and seven interception in the postseason. Recruited to Idaho by Dennis Erickson.

Majored in Education.

PERSONAL: Earned all-state honors in football at Coeur d'Alene High School in Coeur d'Alene, Idaho. Also lettered in baseball as a pitcher. Has hosted a golf tournament in San Diego to benefit the American Diabetes Association. Is a avid outdoorsman, including being a certified scuba diver. John and his wife, Julie (6/11/94), have two sons, Hunter (11/25/95), and Jacob (6/4/98) and live in Redmond, Wa.

FRIESZ'S NFL RECORD

Passing

Year	Club	G/S	Att	Comp	Yds	Pct	TD	Int	LG	Sacked
1990	San Diego	1/1	22	11	98	50.0	1	1	17	1/7
1991	San Diego	16/16	487	262	2896	53.8	12	15	58	32/214
1992	San Diego	Injured Reserve (knee)								
1993	San Diego	12/6	238	128	1402	53.8	6	4	66t	14/98
1994	Washington	16/4	180	105	1266	58.3	10	9	73t	6/45
1995	Seattle	6/3	120	64	795	53.3	6	3	43t	3/12
1996	Seattle	8/6	211	120	1629	56.9	8	4	80t	12/77
1997	Seattle	2/1	36	15	138	41.7	0	3	22	2/11
NFL TOTALS		61/37	1294	705	8224	54.4	43	39	80t	70/464

Rushing

Year	Club	G/S	Att	Yds	Avg	LG	TD
1990	San Diego	1/1	1	3	3.0	3	0
1991	San Diego	16/16	10	18	1.8	11	0
1992	San Diego	Injured Reserve (knee)					
1993	San Diego	12/6	10	3	0.3	2	0
1994	Washington	16/4	1	1	1.0	1	0
1995	Seattle	6/3	11	0	0.0	2	0
1996	Seattle	8/6	12	1	0.1	3	0
1997	Seattle	2/1	0	0	0.0	0	0
NFL TOTALS		61/37	45	26	0.6	11	0

SINGLE GAME HIGHS

Passing

Most Attempts: 54, vs. Cleveland 10/20/91

Most Completions: 33, vs. Cleveland 10/20/91

Most Yards: 381, at N.Y. Giants 9/18/94

Highest Completion %: 68.2, at N.O. 9/11/94 (15-22)

Longest Completion: 80t, to B. Blades, at Mia 10/6/96

Most Touchdowns: 4, at New Orleans 9/11/94

Most Interceptions: 3, 4 Times (Last: at Balt. 12/7/97)

Longest Touchdown: 80, to B. Blades, at Mia 10/6/96

FRIESZ'S 300-YARD GAMES

Date	Opponent	A	C	Yds	Pct	TD	Int	LG	T/L
10/13/91	at L.A. Rams	33	21	306	63.6	2	1	49t	1/8
10/20/91	Cleveland	54	33	321	61.1	1	2	25	3/16
09/18/94	at N.Y. Giants	50	32	381	64.0	2	2	36	1/5
11/03/96	Houston	38	24	323	63.2	1	1	44	1/3

FRIESZ VS. THE NFL

Team	G	Att	Com	Pct	Yds	LG	TD	Int	Rate	300
Arizona	3	32	17	53.1	205	23	2	2	67.8	0
Atlanta	2	51	30	58.8	366	73t	2	3	69.6	0
Baltimore	1	15	5	33.3	59	16	0	3	----	0
Buffalo	0	0	0	---	0	0	0	0	----	0
Carolina	0	0	0	0.0	0	0	0	0	----	0
Chicago	1	37	19	51.4	184	21	0	0	65.6	0
Cincinnati	0	0	0	0.0	0	0	0	0	----	0
Cleveland	1	54	33	61.1	321	25	1	2	68.5	1
Dallas	2	35	16	45.7	193	28	1	2	48.9	0
Denver	5	111	51	45.9	596	37	4	5	56.0	0
Detroit	1	18	8	44.4	148	73	0	1	50.2	0
Green Bay	1	4	1	25.0	15	15	0	0	42.7	0
Houston	2	53	32	60.4	433	47	1	1	84.9	1
Indianapolis	2	1	1	100.0	11	11	0	0	112.5	0
Jacksonville	0	0	0	0.0	0	0	0	0	----	0
Kansas City	7	204	101	49.5	1144	46	5	5	64.7	0
Miami	3	58	35	60.3	484	80t	5	1	108.7	0
Minnesota	2	65	42	64.6	531	66t	4	0	110.5	0
New England	0	0	0	0.0	0	0	0	0	----	0
New Orleans	2	52	31	59.6	370	41t	4	1	99.0	0
N.Y. Giants	2	50	32	64.0	381	36	2	2	83.8	1
N.Y. Jets	2	30	17	56.7	140	22	0	1	55.0	0
Oakland	6	129	67	51.9	786	43t	4	2	74.6	0
Philadelphia	2	0	0	0.0	0	0	0	0	----	0
Pittsburgh	2	67	34	50.7	299	19	1	2	55.5	0
St. Louis	2	33	21	63.6	306	49t	2	1	101.3	1
San Diego	2	38	20	52.6	262	41	0	0	74.7	0
San Francisco	2	45	22	48.9	236	50	3	3	59.1	0
Seattle	4	112	70	62.5	754	58	2	2	80.7	0
Tampa Bay	2	0	0	0.0	0	0	0	0	----	0
Washington	0	0	0	0.0	0	0	0	0	----	0
Career Totals	61	1294	705	54.4	8224	80t	43	39	72.5	4

FRIESZ GAME-BY-GAME

1990	Opponent	P/S	A	C	Yds	Pct	TD	Int	LG	Sacked
12/29	L.A. Raiders	S	22	11	98	50.0	1	1	17	1/7

1991	Opponent	P/S	A	C	Yds	Pct	TD	Int	LG	Sacked
09/01	at Pittsburgh	S	41	19	192	46.3	1	1	19	3/17
09/08	at San Francisco	S	33	14	179	42.4	2	3	50	1/9
09/15	Atlanta	S	22	13	136	59.1	1	0	36	1/7
09/22	at Denver	S	29	13	139	44.8	0	1	30	2/13
09/29	Kansas City	S	25	10	162	40.0	0	0	46	1/7
10/06	at L.A. Raiders	S	22	12	118	54.5	1	0	25	3/18
10/13	at L.A. Rams	S	33	21	306	63.6	2	1	49t	1/8
10/20	Cleveland	S	54	33	321	61.1	1	2	25	3/16
10/27	at Seattle	S	41	27	212	65.9	0	0	26	3/20
11/03	BYE									
11/10	Seattle	S	25	17	229	68.0	0	0	58	3/16
11/17	New Orleans	S	30	16	175	53.3	0	1	29	2/16
11/24	at N.Y. Jets	S	9	7	61	77.8	0	1	13	1/10
12/01	L.A. Raiders	S	27	12	150	44.4	0	1	31	3/26
12/08	at Kansas City	S	37	19	208	51.4	1	1	17	0/0
12/15	Miami	S	25	17	185	68.0	2	0	29	2/15
12/22	Denver	S	34	12	123	35.3	1	3	19	3/16

1991 TOTALS (16/16)			487	262	2896	53.8	12	15	58	32/214
---------------------	--	--	-----	-----	------	------	----	----	----	--------

1992	Opponent	P/S	A	C	Yds	Pct	TD	Int	LG	Sacked
------	----------	-----	---	---	-----	-----	----	-----	----	--------

Missed entire season on Injured Reserve (knee)

1993	Opponent	P/S	A	C	Yds	Pct	TD	Int	LG	Sacked
09/05	Seattle			Did Not Play						
09/12	at Denver	P	6	3	40	50.0	0	0	20	0/0
09/19	Houston	P	15	8	110	53.3	0	0	47	0/0
09/26	BYE									
10/03	at Seattle	P	14	9	103	64.3	1	0	20	1/7
10/10	at Pittsburgh	S	26	15	107	57.7	0	1	13	0/0
10/17	Kansas City	S	35	18	218	51.4	1	1	43	3/28
10/24	BYE									
10/31	at L.A. Raiders	S	25	13	162	52.0	1	1	37	1/3
11/07	at Minnesota	S	32	20	268	62.5	2	0	66t	1/5
11/14	Chicago	S	37	19	184	51.4	0	0	21	3/32
11/21	L.A. Raiders	S	8	3	38	37.5	0	0	17	2/8
11/29	at Indianapolis	P	1	1	11	100.0	0	0	11	0/0
12/05	Denver			Did Not Play						
12/12	Green Bay			Did Not Play						
12/19	at Kansas City	P	38	19	161	50.0	1	2	31	3/15
12/27	Miami	P	1	0	0	0.0	0	0	0	0/0
01/03	at Tampa Bay			Did Not Play						

1993 TOTALS (12/6) **238** **128** **1402** **53.8** **6** **5** **66t** **14/98**

1994	Opponent	P/S	A	C	Yds	Pct	TD	Int	LG	Sacked
09/04	Seattle	S	32	17	210	53.1	1	2	27t	0/0
09/11	at New Orleans	S	22	15	195	68.2	4	0	41t	1/5
09/18	at N.Y. Giants	S	50	32	381	64.0	2	2	36	1/5
09/25	Atlanta	S	29	17	230	58.6	1	3	73t	1/13
10/02	Dallas	P			Placement Holder					
10/09	at Philadelphia	P			Placement Holder					
10/16	Arizona	P			Placement Holder					
10/23	at Indianapolis	P			Placement Holder					
10/30	Philadelphia	P			Placement Holder					
11/06	San Francisco	P	12	8	57	66.7	1	0	18	1/8
11/13	BYE									
11/20	at Dallas	P	35	16	193	45.7	1	2	28	2/14
11/27	N.Y. Giants	P			Placement Holder					
12/04	at Tampa Bay	P			Placement Holder					
12/11	at Arizona	P			Placement Holder					
12/18	Tampa Bay	P			Placement Holder					
12/24	at L.A. Rams	P			Placement Holder					

1994 TOTALS (16/4) **180** **105** **1266** **58.3** **10** **9** **73t** **6/45**


1995	Opponent	P/S	A	C	Yds	Pct	TD	Int	LG	Sacked
09/03	Kansas City	P	9	5	77	55.5	1	0	23	0/0
09/10	at San Diego			Did Not Play						
09/17	Cincinnati			Did Not Play						
09/24	BYE									
10/01	Denver			Did Not Play						
10/08	at Oakland			Did Not Play						
10/15	at Buffalo			Did Not Play						
10/22	San Diego	P	5	4	56	80.0	0	0	20	0/0
10/29	at Arizona	S	32	17	205	53.1	2	2	23	1/2
11/05	N.Y. Giants			Inactive (shoulder)						
11/12	at Jacksonville			Did Not Play						
11/19	at Washington			Did Not Play						
11/26	N.Y. Jets			Did Not Play						
12/03	Philadelphia			Did Not Play						
12/10	at Denver	P	23	12	157	51.2	2	1	20	0/0
12/17	Oakland	S	25	16	220	64.0	1	0	43t	0/0
12/24	at Kansas City	S	26	10	80	38.5	0	0	15	2/10

1995 TOTALS (6/3) **120** **64** **795** **53.3** **6** **3** **43t** **3/12**

1996	Opponent	P/S	A	C	Yds	Pct	TD	Int	LG	Sacked
09/01	at San Diego			Did Not Play						
09/08	Denver	P	19	11	137	57.9	1	0	37	1/8
09/15	Kansas City			Did Not Play						
09/22	at Tampa Bay			Did Not Play						
09/29	Green Bay	P	4	1	15	25.0	0	0	15	0/0
10/06	at Miami	S	32	18	299	56.3	3	1	80t	0/0
10/13	BYE									
10/17	at Kansas City	S	34	20	238	58.8	1	1	32	3/25
10/27	San Diego	S	33	16	206	48.5	0	0	41	2/10

1996	Opponent	P/S	A	C	Yds	Pct	TD	Int	LG	Sacked
11/03	Houston	S	38	24	323	63.2	1	1	44	1/3
11/10	Minnesota	S	33	22	263	66.7	2	0	22	2/15
11/17	at Detroit	S	18	8	148	44.4	0	1	73	1/6
11/24	Oakland				Injured Reserve (leg)					
12/01	at Denver				Injured Reserve (leg)					
12/08	Buffalo				Injured Reserve (leg)					
12/15	at Jacksonville				Injured Reserve (leg)					
12/22	at Oakland				Injured Reserve (leg)					
1996 TOTALS (8/6)			211	120	1629	56.9	8	4	80t	12/77

1997	Opponent	P/S	A	C	Yds	Pct	TD	Int	LG	Sacked
08/31	N.Y. Jets	S	21	10	79	47.6	0	0	22	1/5
09/07	Denver				Inactive (thumb)					
09/14	at Indianapolis				Inactive (thumb)					
09/21	San Diego				Inactive (thumb)					
09/28	at Kansas City (ot)				Inactive (thumb)					
10/05	Tennessee				Inactive (thumb)					
10/12	BYE									
10/19	at St. Louis				Inactive (thumb)					
10/26	Oakland				Inactive (thumb)					
11/02	at Denver				3rd quarterback					
11/09	at San Diego				3rd quarterback					
11/16	at New Orleans (ot)				did not play					
11/23	Kansas City				did not play					
11/30	Atlanta				did not play					
12/07	at Baltimore	P	15	5	59	33.3	0	3	16	1/6
12/14	at Oakland				3rd quarterback					
12/21	San Francisco				3rd quarterback					
1997 TOTALS (2/1)			36	15	138	41.7	0	3	22	2/11
NFL TOTALS (61/37)			1294	705	8224	54.4	43	39	80t	68/453



JOEY GALLOWAY WR

Height: 5-11 **Weight:** 188
College: Ohio State
NFL Experience: 4th Year
Seahawks Experience: 4th Year
How Acquired: Draft (1st round 1995)
1997 Games Played/Started: 15/15
Career Games Played/Started: 47/47
Birthdate: November 20, 1971
Birthplace: Bellaire, Oh.

84

1997: Started 15 games missing only the Tennessee game (10/5) because of an ankle sprain at Kansas City the previous week, an injury suffered on a first quarter touchdown reception which kept him out the remainder of the game. Tennessee game marked the first missed game of his career. Led team in receptions, yards, and touchdowns for the second consecutive season. Set single-season bests with 72 receptions, 1,049 yards, and 12 touchdowns. Touchdown total was the most by a Seahawks player since Steve Largent had 12 in 1985 and was one off the club record by Daryl Turner in 1984. Co-led the AFC in touchdown receptions and tied for third in total touchdowns. Had at least five receptions in eight games and twice tied his

single-game high in a three-week period with eight catches at St. Louis (10/19) and again at Denver (11/2). In between had seven receptions for 117 yards and three touchdowns in a 45-34 win over Oakland (10/26). Scored all three touchdowns in the second half, including the game-clincher with 2:24 left. Oakland game was one of three 100-yard efforts (Caught five passes for 106 yards versus San Diego, 9/21, and six for 101 with two touchdowns versus San Francisco, 12/21). Totaled 98 yards at Denver (11/2). Scored the game-winning touchdown on a 40-yard reception at San Diego (11/9) with 2:20 left. Averaged 28.6 yards on each of his 12 touchdowns. First alternate to the AFC Pro Bowl squad.

PRO: Eighth overall pick in 1995 and the first wide receiver ever drafted on the first round by the Seahawks. Has started 47 of 48 games, missing one with an ankle injury in 1997. Ranks seventh in history with 196 receptions and is just 37 receptions from fourth. Has led the team in receptions in each of the past two seasons and was second as a rookie. Is fifth in yards and fourth in touchdowns. Has led team in both receiving yards and touchdowns in each of his three seasons. Totals eight 100-yard receiving games, the third-best total in history. Has one touchdown rushing and two on punt returns.

**Galloway
Express**
*Galloway hosts
a group of
underpriv-
ileged students
at each home
game through-
out the season.*

Totaled the NFL's longest run (86 yards) and punt return (89) in 1995. Both were team records. One of only two players (along with Paul Johns) to have two punt return touchdowns. Ranks eighth with 29 career touchdowns (26 receiving, 2 on punt returns, and one rushing) with a 37.1 yard average on each touchdown. Totals 3,976 all-purpose yards in 47 games, an average of 84.6 per game. **1995:** Started 16 games and was named NFL Offensive Rookie of the Year by *College and Pro Football Newsweekly* and a consensus All-Rookie choice by *Pro Football Weekly/Pro Football Writers Association*, *College and Pro Football Newsweekly*, and *Football News*. Caught 67 passes for 1,039 yards and seven touchdowns, becoming the 10th rookie in NFL history to surpass 1,000 yards, and first since 1986. Added 154 yards rushing and one score and returned 36 punts for a 10.0 yard average, and one touchdown. Set franchise season records for receptions, yards, and 100-yard games (three) by a rookie, totals that led all NFL rookies, as did his seven touchdown receptions. Broke Steve Largent's record for rookie receptions (54 in 1976) in 14 games and Daryl Turner's for yardage (715 in 1984) in 11. Established franchise records for longest run from scrimmage, an 86-yard touchdown at Jacksonville, and longest punt return, a 89-yard score versus the New York Giants. Combined with Brian Blades to be the first duo with 1,000 yards in the same season. Had a franchise rookie best three 100-yard games: 5 for 102 yards and one touchdown at Buffalo; 5 for 114 yards and two scores at Jacksonville; and 5 for 108 yards versus the Raiders. Franchise had only five 100-yard games by a rookie entering 1995. Named AFC Offensive Player of the Week for his performance against the Jaguars and AFC Special Teams Player of the Month for November. Accounted for 200 yards from scrimmage against the Jaguars and returned 13 punts for a 13.2 yard average in the month. Aver-


aged 48.0 yards on each of his nine touchdowns (7 receiving, 1 rushing, 1 punt return). One of two players in the NFL (along with San Francisco's Jerry Rice) to score three different ways. First rookie wide receiver to start every game and the first since 1976 to start the opener. **1996:** Started 16 games and led team in receptions, (57), yards, (987), and touchdowns, (7). Just missed being only the fourth receiver in league history to have back-to-back 1,000-yard receiving seasons in his first two seasons. Posted two 100-yard games, topped by a single-game best 137 on five receptions, including touchdowns of 51 and 65 yards in a 22-15 win over the Dolphins in Miami. Caught five for 108 yards, with a 43-yarder to set up a touchdown at Denver. Had a single-game high eight receptions in back-to-back midseason games against Houston and Minnesota. Had 94 yards and the game-tying touchdown reception with 3:30 left versus the Oilers and 91 yards and one score against the Vikings. Caught three passes for 99 yards, with receptions of 40 and 42 yards to set up touchdowns versus the Oakland Raiders. Had a 60-yard reception at San Diego in the season opener. Tallied his second career punt return touchdown with an 88-yarder in the first Denver game. Averaged 11.8 yards on 12 punt returns through seven games to rank fourth in the AFC before relinquishing those duties to concentrate on offense.

HONORS: 1995, NFL Rookie of the Year (*College and Pro Football Newsweekly*); First-Team All-Rookie (*Pro Football Weekly/Pro Football Writers Association*, *College and Pro Football Newsweekly*, *Football News*); AFC Offensive Player for Week 11 (at Jacksonville 11/12); AFC Special Teams Player of the Month for November. **1997,** AFC Pro Bowl squad first alternate.

COLLEGE: Finished his four-year career ranked second in school history in touchdown receptions with 19, trailing only Cris Carter's (Minnesota Vikings) 27. Ranked fourth in both career receptions, 108, and receiving yards, 1,894. Added 20 kickoff returns for a 25.0 yard average and one score and 34 punt returns for a 7.8 average. Had two games with three touchdown receptions. Played both split end and flanker earning first-team All-Big Ten Conference honors as a junior and second-team accolades as a senior. Led team in receiving as both a junior and a senior. Recorded 44 receptions for 669 yards and seven touchdowns in 10 games as a senior. Returned 18 kickoffs for 462 yards, a 25.7 yard average, and one touchdown, and 16 punts for a 10.6 average. Had two touchdowns, one a 67-yard reception and the other an 8-yard reverse against Fresno State. Caught seven passes for 93 yards and three touchdowns against Purdue. Touchdown total tied for second in school history. Returned three kickoffs for 136 yards, including a 93-yard touchdown against Indiana. Was the longest return since 1988. Finished his senior season catching eight passes for 146 yards and two

touchdowns in the Citrus Bowl against Alabama. Had a career-best 69-yard reception in that game. Caught 47 passes for 946 yards and a school record-equalling 11 touchdowns in 1993. Equalled Carter's 1986 record. Yardage total ranked third for a single-season in school history trailing Carter's 1,127 in 1986 and 950 in 1985. Had four 100-yard games, including 186 on nine receptions with three touchdowns against Michigan State. Yardage was third in school history. Had 150 yards versus Wisconsin, 119 against Northwestern, and 115 versus Indiana. Played the first two games as a sophomore before injuring a knee and missing the rest of the season. Caught 14 passes in 11 games as a redshirt freshman. Played in the East-West Shrine Game. Graduated with a degree in Business/Marketing. National Football Foundation Scholar Athlete and National Association of Collegiate Directors of Athletics Scholarship recipient.

PERSONAL: Caught 32 passes for 608 yards and eight touchdowns, averaged 26.9 yards on kickoff returns and 15.2 on punts as a senior at Bellaire High School in Bellaire, Ohio. All-Ohio choice in basketball and also lettered in track. Sponsors a group of students, the *Galloway Express*, at each home game. Appeared on *Wheel of Fortune* during the 1996 season with proceeds to benefit the Make-A-Wish Foundation. Lives in Bellaire, Ohio.



Galloway holds team records for both the longest run from scrimmage and the longest punt return.

GALLOWAY'S NFL RECORD

Club	G/S	Receiving					Rushing				
		No	Yds	Avg	LG	TD	Att	Yds	Avg	LG	TD
1995 Seattle	16/16	67	1039	15.5	59t	7	11	154	14.0	86t	1
1996 Seattle	16/16	57	987	17.3	65t	7	15	127	8.5	51	0
1997 Seattle	15/15	72	1049	14.6	53t	12	9	72	8.0	44	0
NFL TOTALS	47/47	196	3075	15.7	65t	26	36	353	10.1	86t	1

	Club	G/S	Punt Returns					Kickoff Returns					
			No	FC	Yds	Avg	LG	TD	No	Yds	Avg	LG	TD
1995	Seattle	16/16	36	12	360	10.0	*89t	1	2	30	15.0	18	0
1996	Seattle	16/16	15	5	158	10.5	88t	1	0	0	0.0	0	0
1997	Seattle	15/15	0	0	0	0.0	0	0	0	0	0.0	0	0
NFL TOTALS		47/47	51	17	518	10.2	89t	2	2	30	15.0	18	0

SINGLE GAME HIGHS

Receiving

Most Receptions: 8, 4 Times (Last: at Den 11/2/97)
Most Yards: 137, at Miami 10/6/96
Longest Reception: 65t, from J. Friesz, at Miami 10/6/96
Most Touchdowns: 3, vs. Oakland 10/26/97
Longest Touchdown: 65, from J. Friesz, at Mia 10/6/96

Punt Returns

Most Returns: 5, 2 Times (Last: vs. Oak 12/17/95)
Most Fair Catches: 2, 4 Times (Last: vs. Oak 12/17/95)
Most Yards: *105, vs. NY Giants 11/5/95 (4 returns)
Longest Return: *89, vs. NY Giants 11/5/95 (TD)
Most Touchdowns: 1, vs. NY Giants 11/5/95; vs. Den 9/8/96

Rushing

Most Attempts: 3, vs. Denver 10/1/95
Most Yards: 86, at Jacksonville 11/12/95
Longest Run: *86, at Jacksonville 11/12/95 (TD)
Most Touchdowns: 1, at Jacksonville 11/12/95
Longest Touchdown: *86, at Jacksonville 11/12/95

* Seahawks Record

GALLOWAY GAME-BY-GAME

1995	Opponent	No	Yds	Avg	LG	TD	1997	Opponent	No	Yds	Avg	LG	TD
09/03	Kansas City	4	69	17.3	31	0	08/31	N.Y. Jets	3	34	11.3	17	0
09/10	at San Diego	3	26	8.7	9	0	09/07	Denver	4	84	21.0	29	0
09/17	Cincinnati	6	78	13.0	28	0	09/14	at Indianapolis	6	58	9.7	15	0
09/24	BYE						09/21	San Diego	5	106	21.2	53	1
10/01	Denver	4	89	22.3	51	0	09/28	at Kansas City (ot)	1	41	41.0	41	1
10/08	at Oakland	4	87	21.8	35	1	10/05	Tennessee	Inactive (ankle)				
10/15	at Buffalo	5	102	20.4	54	1	10/12	BYE					
10/22	San Diego	2	15	7.5	10	0	10/19	at St. Louis	8	75	9.4	13	0
10/29	at Arizona	2	35	17.5	19	0	10/26	Oakland	7	117	16.7	45	3
11/05	N.Y. Giants	4	35	8.8	10	0	11/02	at Denver	8	98	12.3	19	0
11/12	at Jacksonville	5	114	22.8	38t	2	11/09	at San Diego	3	84	28.0	40	2
11/19	at Washington	4	90	22.5	59t	1	11/16	at New Orleans (ot)	5	68	13.6	20	0
11/26	N.Y. Jets	3	24	8.0	10	0	11/23	Kansas City	3	36	12.0	20	1
12/03	Philadelphia	7	68	9.7	21	0	11/30	Atlanta	3	34	11.3	16	1
12/10	at Denver	4	49	12.3	17	1	12/07	at Baltimore	3	31	10.3	16	0
12/17	Oakland	5	108	21.6	43t	1	12/14	at Oakland	7	82	11.7	35	1
12/24	at Kansas City	5	50	10.0	15	0	12/21	San Francisco	6	101	16.8	37	2
TOTALS (16/16)		67	1039	15.5	59t	7	TOTALS (15/15)		72	1049	14.6	53	12

1996	Opponent	No	Yds	Avg	LG	TD
09/01	at San Diego	4	89	22.3	60	0
09/08	Denver	3	42	14.0	19	0
09/15	Kansas City	4	57	14.3	19	0
09/22	at Tampa Bay	3	33	11.0	16	0
09/29	Green Bay	1	15	15.0	15	0
10/06	at Miami	5	137	27.4	65t	2
10/13	BYE					
10/17	at Kansas City	3	65	21.7	32	1
10/27	San Diego	1	18	18.0	18	0
11/03	Houston	8	94	11.8	18	1
11/10	Minnesota	8	91	11.4	91	1
11/17	at Detroit	3	22	7.3	10	0
11/24	Oakland	3	99	33.0	42	0
12/01	at Denver	5	108	21.6	43	0
12/08	Buffalo	1	27	27.0	27	0
12/15	at Jacksonville	3	51	17.0	23	0
12/22	at Oakland	2	39	19.5	32	1
TOTALS (16/16)		57	987	17.3	65t	7




Galloway has recorded eight 100-yard games.

GALLOWAY'S 100-YARD GAMES

Date	Opponent	No	Yds	Avg	LG	TD	Date	Opponent	No	Yds	Avg	LG	TD
10/06/96	at Miami	5	137	27.4	65t	2	12/01/96	at Denver	5	108	21.6	43	0
10/26/97	Oakland	7	117	16.7	45	3	09/21/97	San Diego	5	106	21.2	53	1
11/12/95	at Jacksonville	5	114	22.8	38t	2	10/15/95	at Buffalo	5	102	20.4	54	1
12/17/95	Oakland	5	108	21.6	43t	1	12/21/97	San Francisco	6	101	16.8	37t	2

GALLOWAY VS. THE NFL

Opponent	G	No	Yds	Avg	LG	TD	100	Opponent	G	No	Yds	Avg	LG	TD	100
Arizona	1	2	35	17.5	19	0	0	Miami	1	5	137	27.4	65t	2	1
Atlanta	1	3	34	11.3	16	1	0	Minnesota	1	8	91	11.4	19	1	0
Baltimore	1	3	31	10.3	16	0	0	New England	0	0	0	0.0	0	0	0
Buffalo	2	6	129	21.5	54t	1	1	New Orleans	1	5	68	13.6	20	0	0
Carolina	0	0	0	0.0	0	0	0	N.Y. Giants	1	4	35	8.8	10	0	0
Chicago	0	0	0	0.0	0	0	0	N.Y. Jets	2	6	58	9.7	17	0	0
Cincinnati	1	6	78	13.0	28	0	0	Oakland	6	28	532	19.0	45	7	1
Cleveland	0	0	0	0.0	0	0	0	Philadelphia	1	7	68	9.7	21	0	0
Dallas	0	0	0	0.0	0	0	0	Pittsburgh	0	0	0	0.0	0	0	0
Denver	6	28	470	16.8	51	1	1	St. Louis	1	8	75	9.4	13	0	0
Detroit	1	3	22	7.3	10	0	0	San Diego	6	18	338	18.8	60	2	0
Green Bay	1	1	15	15.0	15	0	0	San Francisco	1	6	101	16.8	37	2	0
Tennessee	1	8	94	11.8	18	1	0	Tampa Bay	1	3	33	11.0	16	0	0
Indianapolis	1	6	58	9.7	15	0	0	Washington	1	4	90	22.5	59t	1	0
Jacksonville	2	8	165	20.6	38t	2	1	NFL TOTALS	47	196	3075	15.7	65t	26	8
Kansas City	6	20	318	15.9	41t	3	0								



KEVIN GLOVER

C

Height: 6-2

Weight: 282

College: Maryland

NFL Experience: 13th Year

Seahawks Experience: 1st Year

How Acquired: Free Agent (1998)

1997 Games Played/Started: 16/16

Career Games Played/Started: 177/161

Birthdate: June 17, 1963

Birthplace: Washington, D.C.

53

1997: Started 16 games for the Lions and earned a spot on the NFC Pro Bowl team as a starter. Anchor of offensive line which helped spring Barry Sanders' 2,053 yards rushing. Made his sixth career playoff start at Tampa Bay (12/28).

PRO: Established himself as a team leader during off-season conditioning and mini-camps after signing as an unrestricted free agent with Seattle on February 24, 1998. One of the NFL's finest centers the last three seasons, earning trips to the Pro Bowl three consecutive years. Finished his Lions career third on the team's all-time games played list with 177. Instrumental in Barry Sanders' four NFL rushing crowns (1990, '94, '96, '97). Enters 1998 having started 80 consecutive games. Became the Lions starting center in 1989, after starting at guard in '88. Originally drafted by the Lions in the second round of the 1985 draft. **1985:** Saw action in the first ten games before being named the starter at left guard for the Vikings game (11/17). Suffered a knee injury in practice prior to the game, however, and missed the rest of the season. **1986:** Played in four games with his first career start at left guard at Cleveland (9/28). Injured his knee in that game and was placed on injured reserve. Returned to the roster for the finale versus Atlanta (12/21), but did not play. **1987:** Played in 12 games with nine starts. He started games at both guard positions and center. Caught a 3-yard touchdown pass versus Denver (11/1), but the play was nullified because he had failed to report as an eligible receiver. Saw extensive action on special teams. Returned one kickoff for 19 yards versus the Rams (12/6). **1988:** Started all 16 games at left guard. **1989:** Moved to center and started all 16 games. Also saw action on special teams. **1990:** Started all

16 games at center. **1991:** Started all 16 games at center. It was the fourth consecutive year he had started every game. Named All-NFC by the Football News and was an alternate to the NFC Pro Bowl squad. **1992:** Started the first seven games at center before suffering a broken leg at Tampa Bay (10/25). Had a streak of 73 consecutive starts snapped. Placed on injured reserve (10/27) for the remainder of the season. **1993:** Returned from broken leg to start all 16 games at center. Played in his 100th career game at New Orleans (9/19). **1994:** Named an alternate to the Pro Bowl after solidifying an offensive line that paved the way for the NFL's top rushing attack with 2,080 yards. **1995:** Named the starting center for the NFC's Pro Bowl team. Earned All-NFC honors from Football News and UPI. All-Pro second-team selection by College & Pro Football Newsweekly and AP. Helped guide an offensive output of 534 yards versus Minnesota (11/23). **1996:** Named Pro Bowl starter for the second consecutive year after starting all 16 games at center. Assisted in Barry Sanders' NFL leading 1,553 yards rushing.

COLLEGE: Three-year starter at Maryland. Started at tackle as a sophomore and moved to center in his junior year. First-team All-America by the Sporting News after his senior season.

PERSONAL: All-state at Largo High in Largo, Maryland. Earned letters in four sports. Has visited various hospitals and schools in the Detroit community. Involved in Pro Challenge, an anti-substance abuse program in schools. His wife, Cestaine, graduated from Baltimore Law School in 1995. The couple has two children, a daughter Maya Nikkole, 3, and a son, Matthew Robert Romeo, 1. They live in Columbia, Maryland.

GLOVER'S NFL RECORD

Year	Team	—	GP/GS	Playoffs	Year	Team	—	GP/GS	Playoffs
1985	Detroit	—	10/0		1992	Detroit	—	7/7	
1986	Detroit	—	4/1		1993	Detroit	—	16/16	(1/1)
1987	Detroit	—	12/9		1994	Detroit	—	16/16	(1/1)
1988	Detroit	—	16/16		1995	Detroit	—	16/16	(1/1)
1989	Detroit	—	16/16		1996	Detroit	—	16/16	
1990	Detroit	—	16/16		1997	Detroit	—	16/16	(1/1)
1991	Detroit	—	16/16	(2/2)	NFL TOTALS		—	177/161	
					POST-SEASON		—		(6/6)



CHRIS GRAY

G

Height: 6-4
College: Auburn
NFL Experience: 6th Year
Seahawks Experience: 1st Year
How Acquired: Free Agent (1998)
1997 Games Played/Started: 8/2
Career Games Played/Started: 50/25
Birthdate: June 19, 1970
Birthplace: Birmingham, Al.

62

1997: Played in eight games with two starts for the Chicago Bears after signing as a free agent (9/10). Signed as a free agent with the Seahawks (4/15/98).

PRO: Entered the NFL as a fifth-round draft choice (132nd overall) of the Miami Dolphins in 1993. Played in 42 games with 23 starts for Miami from 1993-1996. **1993:** Saw action in five games as a rookie. Was inactive for ten games and did not play in another. **1994:** Played in all 16 games and both playoff contests. Started two games. Made first NFL start versus L.A. Raiders (10/16). **1995:** Started the first ten games before suffering a season-ending left ankle injury versus New England (11/12). Placed on injured reserve (11/15). Underwent surgery to repair ligament damage (11/17).


1996: Returned from ankle injury and started the first 11 games. Suffered a broken ankle at Houston (11/17) and missed the remainder of the season.

COLLEGE: Four-year letterman and two-year starter at Auburn. Second-team All-America and first-team all-SEC selection as a senior. Also earned all-SEC academic honors. Played left tackle as a junior and senior starting every game. Split time between tackle and tight end in first two seasons. Received a B.S. degree in marketing.

PERSONAL: Lettered in football at Homewood High in Birmingham, Alabama. Played tight end and defensive end. He and his wife, Julie, live in Plantation, Florida.

GRAY'S NFL RECORD

Year	Team	—	GP/GS	Playoffs	Year	Team	—	GPS	Playoffs
1993	Miami	—	5/0		1996	Miami	—	11/11	
1994	Miami	—	16/2	2/0	1997	Chicago	—	8/2	
1995	Miami	—	10/10		NFL TOTALS		—	50/25	
					POSTSEASON		—		(2/0)



ANDREW GREENE

G

Height: 6-4
College: Indiana
NFL Experience: 2nd Year
Seahawks Experience: 2nd Year
How Acquired: Free Agent (1997)
1997 Games Played/Started: 0/0
Career Games Played/Started: 6/1
Birthdate: September 24, 1969
Birthplace: Kingston, Jamaica

72

1997: Did not play in the NFL in 1997 after going to camp with the Seahawks. Signed as a free agent following the season (2/14/98).


PRO: Drafted by the Miami Dolphins on the second round in 1995. **1995:** Played the last six games and started at right guard at St. Louis (10/19). Was inactive the first ten games. Waived on August 26, 1996, and did not play in the NFL that season.

COLLEGE: Four-year letterman and three-year starter at right guard. Second-team All-Big Ten as a senior as selected by the media. Team's outstanding offensive lineman as a junior and senior. Majored in Sports Management.

PERSONAL: Lettered in football, basketball, rugby, and track at Pickering High School in Ontario, Canada. Named outstanding defensive lineman as a senior. Lives in Kirkland, Wa.

GREENE'S NFL RECORD

Career Games Played/Started: 1995 (Miami) - 6/1.



BRIAN HABIB

G

Height: 6-7

Weight: 299

College: Washington

NFL Experience: 11th Year

Seahawks Experience: 1st Year

How Acquired: Unrestricted Free Agent (Denver 1998)

1997 Games Played/Started: 14/14

Career Games Played/Started: 142/101

Birthdate: December 2, 1964

Birthplace: Ellensburg, Wa.

68

1997: Missed two games with a lower back injury midway through the season, but returned to start three playoff games and Super Bowl XXXII. Shared AFC Offensive Player of the Week honors with his offensive linemates in a 42-17 Wild Card playoff victory over the Jacksonville Jaguars. Led

an offensive line that paved the way for Terrell Davis to repeat as AFC rushing champion with 1,750 yards during the regular season. Signed with the Seahawks as an unrestricted free agent on March 6, 1998.

PRO: A member of the Denver Broncos offensive line that helped guide the team to a Super Bowl XXXII championship. Originally

drafted as a defensive lineman by the Minnesota Vikings in 1988. Became the Vikings starting right guard in 1992, before signing as an unrestricted free agent with the Denver Broncos in 1993. Has been to the playoffs five-of-the-last-ten years with eight games played and seven starts in the postseason. **1988:** Drafted in the 10th round (264th overall) by the Vikings as a defensive end. Spent the entire season on injured reserve after suffering a right shoulder injury during the preseason. Made the switch to the offensive line halfway through the season. Was active, but did not play,

in the Vikings two playoff games. **1989:** Played in all 16 games and one postseason game on special teams. **1990:** Saw action as a back-up tackle and played in all 16 games on special teams. **1991:** Played in all 16 games with eight starts, playing both guard and tackle. **1992:** Became the Vikings starting right guard. Played in 16 games with 15 starts. Also started the one postseason game. **1993:** Signed with the Broncos before the season and started all 16 games and one playoff game at right guard. **1994:** Started 16 games for the Broncos. **1995:** Started every game at right guard for the third consecutive season in Denver. **1996:** Started every game and one playoff game at right guard, for the fourth consecutive season. Helped guide Terrell Davis to the AFC rushing title with 1,538 yards.

HONORS: 1997, AFC Offensive Player of the Week (Wild Card Weekend).

COLLEGE: Co-captain at the University of Washington as a senior in 1987, and totaled 70 tackles and two sacks as a defensive end. Earned All Pac-10 honorable mention as a junior after collecting 64 tackles and a sack.


PERSONAL: Four-sport letterman at Ellensburg High, in Ellensburg, Wa. Earned letters in football, basketball, powerlifting and swimming. Held a state-record in swimming. Holds a real estate license and is working on a health and life insurance certification. Brian and his wife, Shannon, have three children; Kaitlin Alexandra (4/30/93), Cole (10/24/95) and MacKenzie (10/97). They live in Woodinville.

Strong Man

During the Seahawks' off-season strength and conditioning program, Habib bench pressed 315 pounds, 19 times.

HABIB'S NFL RECORD

Year	Team	GP/GS	Playoffs	Year	Team	GP/GS	Playoffs
1988	Minnesota	—	Injured Reserve	1994	Denver	—	16/16
1989	Minnesota	—	16/0 (1/0)	1995	Denver	—	16/16
1990	Minnesota	—	16/0	1996	Denver	—	16/16 (1/1)
1991	Minnesota	—	16/8	1997	Denver	—	14/14 (4/4)
1992	Minnesota	—	16/15 (1/1)	NFL TOTALS		—	142/101
1993	Denver	—	16/16 (1/1)	Playoff Games		—	(8/7)



RONNIE HARRIS WR

Height: 5-11 **Weight:** 179
College: Oregon
NFL Experience: 5th Year
Seahawks Experience: 4th Year
How Acquired: Free Agent (1994)
1997 Games Played/Started: 13/0
Career Games Played/Started: 48/0
Birthdate: June 4, 1970
Birthplace: Granada Hills, Ca.

81

1997: Played 13 games as a reserve wide receiver and kick returner. Missed three games with a hamstring injury. Caught four passes for 81 yards after having three career receptions for 37 yards entering the season. Led the team with a 6.9 yard average on 21 punt returns and averaged 22.7 yards on 22 kickoff returns. Set team records with ten total returns for 201 return yards against Oakland (10/26). Returned a punt 82 yards for a touchdown at Cincinnati (8/22) in the preseason.

PRO: Has been used as a reserve wide receiver and kick returner since signing as a free agent in

Oregonian Flyer

As a member of the track squad at the University of Oregon, Harris captained the Ducks' sprint team.

1994. Averaged 21.7 yards on 27 kickoff returns and 8.4 on 43 punt returns. Has returned a pair of punts for touchdowns in the preseason. Spent his first two seasons with the New England Patriots, alternating between the active roster and the practice squad, before signing with the Seahawks.

Played six games with the Patriots, five in 1993 and one in 1994 after signing as a free agent out of college. Caught one pass for 11 yards, returned 24 punts for 203 yards (8.5-yard avg.), and five kickoffs for 74 yards (14.8-yard avg.). **1993:** Played the last five games of the season after spending the first 11 games on the practice squad. Returned 21 punts for an 8.4 yard average, and five kickoffs for a 14.8 yard average. Set a New England team record with 10 punt returns against the Pittsburgh Steelers on December 5. **1994:** Active for the last two games and played on special teams at Cleveland. Originally signed to the practice squad on November 29, and was activated prior to the second Los Angeles Raiders game, but did not play. Started the season with the New England Patriots, playing one game on October 16, versus the New York Jets, and caught

one pass for 11 yards. Went to camp with the Patriots and was waived on August 20 and signed to the practice squad on August 30. Added to the active roster on October 14 and returned to the practice squad on October 19. Waived from the practice squad on November 22. **1995:** Played 13 games as a reserve wide receiver and on special teams. Credited with seven tackles on special teams and downed three punts inside the opposition's 10 yard line. **1996:** Played the first 15 games as a reserve wide receiver and on special teams. Missed the Oakland (12/22) game with a leg injury. Had a key 21-yard reception on third-and-10 on the game-winning touchdown drive at Tampa Bay (9/22). Returned 19 punts for a 10.2 yard average and 12 kickoffs for a 20.0 mark. Had three punt returns for 95 yards against the Minnesota Vikings (11/10), including a 35-yarder. Credited with 12 tackles on special teams and downed two punts inside the opposition's 10 yardline.

COLLEGE: Three-year letterman and two-year starter. Two-time Academic All-Pac-10 choice. Finished career with 65 receptions for 933 yards and seven touchdowns. Caught a single-season best 32 passes for 496 yards and four touchdowns as a senior. Returned 46 punts for an 11.2 average and ranked second on the team with 85.6 all-purpose yards per game. Caught 25 passes for 311 yards and three touchdowns as a junior, playing in 11 games, starting 10. Played 12 games as a sophomore and caught eight passes for 126 yards. Also a member of the track team as a sprinter and anchored a school record 4x100 meter relay squad. Winner of the Schlstrom Award, which is presented to the top senior scholar-athlete. Graduated with a double degree in Business and Management.

PERSONAL: Football and track letterman at Valley Christian High School in San Jose, California. All-state choice as a multi-purpose player for the small school division. Class A MVP in the North Coast Section as a senior. Ronnie and his wife, Kris (6/13/92), have two daughters Melissa (2/1/95) and Hannah (3/7/98).

HARRIS' NFL RECORD

		Receiving					
Club	G/S	No	Yds	Avg	LG	TD	
1993 New England	5/0	0	0	0.0	0	0	
1994 New England	1/0	1	11	11.0	11	0	
Seattle	1/0	0	0	0.0	0	0	
1995 Seattle	13/0	0	0	0.0	0	0	
1996 Seattle	15/0	2	26	13.0	21	0	
1997 Seattle	13/0	4	81	20.3	34	0	
NFL TOTALS	48/0	7	118	16.9	34	0	

		Punt Returns						Kickoff Returns					
Club	G/S	No	FC	Yds	Avg	LG	TD	No	Yds	Avg	LG	TD	
1993 New England	5/0	21	2	177	8.4	21	0	5	74	14.8	19	0	
1994 New England	1/0	3	0	26	8.7	12	0	0	0	0.0	0	0	
Seattle	1/0	0	0	0	---	0	0	0	0	0.0	0	0	
1995 Seattle	13/0	3	0	27	8.7	10	0	1	9	9.0	9	0	
1996 Seattle	15/0	19	10	194	10.2	35	0	13	269	20.7	29	0	
1997 Seattle	13/0	21	12	144	6.9	19	0	14	318	22.7	34	0	
NFL TOTALS	48/0	67	24	568	8.5	35	0	33	670	20.3	34	0	

SINGLE GAME HIGHS

Receiving


Most Receptions: 2, at Indianapolis 9/14
Most Yards: 38, at Indianapolis 9/14/24/95 (TD)
Most Touchdowns: None
Longest Touchdown: None

Punt Returns

Most Returns: 10, vs. Pittsburgh 12/5/93
Most Yards: 95, vs. Minnesota 11/10/96
Longest Return: 35, vs. Minnesota 11/10/96
Most Touchdowns: None

Kickoff Returns

Most Returns: 7, vs. Oakland Raiders 10/26/97
Most Yards: 165, vs. Oakland Raiders 10/26/97
Longest Return: 34, at San Diego 11/9/97
Most Touchdowns: None



WALTER JONES

T

Height: 6-5 **Weight:** 300
College: Florida State
NFL Experience: 2nd Year
Seahawks Experience: 2nd Year
How Acquired: Draft (1st round [b] 1997)
1997 Games Played/Started: 12/12
Career Games Played/Started: 12/12
Birthdate: January 19, 1974
Birthplace: Aliceville, Al.

71

1997: Earned the starting job at left tackle in training camp and started 12 games, earning consensus first-team All-Rookie honors. Inactive for four games (San Diego, 9/21, at Kansas City, 9/28, at Denver, 11/2, at San Diego, 11/9) with a sprained ankle. Only the second rookie to start at left tackle in team history, joining Ray Roberts (1992). Part of a line that paved the way for team records for total yards (5,759) and passing yards (4,187). Seahawks ranked fifth in the league, allowing one sack every 17.9 pass attempts. Named NFL Offensive

Rookie of the Month for October. No other offensive lineman has earned the honor. Named the AFC Western Division's Outstanding Rookie by *The Sporting News*. Selected with the sixth overall pick on the first round of the draft. Choice was acquired from the Tampa Bay Buccaneers on draft day for the Seahawks 12th overall choice in the first round and a third-round choice obtained from the Atlanta Falcons on March 28th.

HONORS: 1997: First-team All-Rookie (*Pro Football Weekly*, *College and Pro Football Weekly*, *Football*

News); *NFL Offensive Rookie of the Month* (October); *AFC West Outstanding Rookie* (*The Sporting News*).

Outstanding Rookie

*Jones was
named NFL
Offensive Rookie
of the Month for
October.*

COLLEGE: Second-team All-Atlantic Coast Conference choice as a junior. ACC Lineman of Week versus North Carolina State. Eight-time winner of the Victors Club given to the player

for exceptional performance. Redshirted in 1995

after transferring from Holmes Community College in Holmes, Mississippi. Lettered two seasons and was named Mississippi Junior College Player of the Year by the *Jackson Clairon-Ledger* in 1994. Allowed just one sack in two seasons. Also played some tight end in the second half the 1994 season. Criminology major.

PERSONAL: Football and basketball letterman at Aliceville High School in Aliceville, Alabama. Joined his offensive line teammates to donate \$40,300 in 1997 through their performance-based *Building Blocks for Kids* program to Evergreen Hospital in Kirkland for a new pediatrics playroom. Lives in Carrotown, Alabama.

JONES' NFL RECORD

Games Played/Started: 1997 (Seattle) - 12/12.



PETE KENDALL

G

Height: 6-5

Weight: 292

College: Boston College

NFL Experience: 3rd Year

Seahawks Experience: 3rd Year

How Acquired: Draft (1st round 1996)

1997 Games Played/Started: 16/16

Career Games Played/Started: 28/27

Birthdate: July 9, 1973

Birthplace: Quincy, Ma.

65

1997: Started 16 games at left guard. Missed only five of 1,042 plays, one against San Diego (9/21) and four at Baltimore (12/7). Member of a line that paved the way with team records for total yards (5,759) and passing yards (4,187). Seahawks ranked fifth in the league, allowing one sack every 17.9 pass attempts. Has started 22 consecutive games at left guard.

PRO: First-round draft choice in 1996, the 21st player chosen. Starter at left guard since the first game of his rookie season. **1996:** Second rookie to start the season opener at guard and the first since 1981 (Edwin Bailey). Started 11 of 12 games, missed games three through seven with a knee injury. Played at Kansas City (10/17) as a reserve before returning to the starting lineup.

COLLEGE: Four-year starter. First-team All-Big East selection as a junior and senior. All-New England as a junior. Moved to left tackle for his last three seasons after starting at right guard as

a freshman. Freshman All-America pick by *Football News* in 1992. Redshirted in 1991. Graduated in May 1995 with a degree in Marketing.

PERSONAL: Consensus All-America, Gatorade Circle of Champions, state of Massachusetts and New England Player of the Year at Archbishop Williams High School in Weymouth, Massachusetts. All-Scholastic pick by the *Boston Globe*, *Boston Herald*, and *Patriot-Ledger*. One of 11 players to earn National Football Foundation and Hall of Fame Scholar-Athlete Award recognition. Also earned All-Catholic Central League honors at first base. Father played football at Rhode Island and is a member of the Quincy, Massachusetts, police department. Pete and his wife, Michelle, were married on April 20, 1997. Part of an offensive line that contributed \$40,300 in 1997 through their *Building Blocks for Kids* program to build a pediatrics playroom at Kirkland's Evergreen Hospital. Lives in Marshfield, Ma.

KENDALL'S NFL RECORD

Career Games Played/Started: 1996 (Seattle) - 12/11; 1997 (Seattle) - 16/16; Career - 28/27.



CORTEZ KENNEDY DT

Height: 6-3

Weight: 306

College: Miami

NFL Experience: 9th Year

Seahawks Experience: 9th Year

How Acquired: Draft (1st round 1990)

1997 Games Played/Started: 8/8

Career Games Played/Started: 120/106

Birthdate: August 23, 1968

Birthplace: Wilson, Ar.

96

1997: Started eight games at right tackle. Started the first four games before missing games five (at Kansas City 9/21) and six (Tennessee 10/5) after spraining a knee against San Diego (9/21). Games missed were the first of his career and snapped a streak of 116 straight games played and a club record streak of 100 consecutive games started. Returned to start four games, only to break his ankle six plays into the game at San Diego (11/9). Inactive the next four games before being placed on injured reserve for the last two. Finished the season with 18 tackles and two sacks.

PRO: One of the NFL's best and most durable interior lineman since joining the Seahawks in 1990 as the third player chosen on the first round. Had not missed a game due to injury in his career prior to spraining a knee versus San Diego (9/21/97) which caused him to miss the next two games. Returned for four games only to break an ankle at San Diego (11/9) and miss the remainder of the season. Had appeared in a franchise record six consecutive AFC-NFC Pro Bowls, including four as a starter, from 1991-96. The

team record for most total Pro Bowl appearances is seven by Steve Largent. Ranks third in team history in quarterback sacks with 48.5, while collecting 502 tackles. Only three defensive linemen in team history have recorded more tackles, Joe Nash 779 in 218 games, Jacob Green 718 in 178 games, and Jeff Bryant 689 in 175 games. Has added 88.5 tackles for loss. One of only two Seahawks players to be named NFL Defensive Player of the Year. Awarded the honor in 1992, while playing for a 2-14 team, to join Kenny Easley (1984). Seattle acquired the draft choice on draft day from the New


England Patriots along with a second-round choice in exchange for the Seahawks two first-round selections (#8 and #10) and a fourth-round 1991 draft choice. Seattle's additional first-round draft choice came from the Indianapolis Colts in a 1988 trade for linebacker Fred Young. He was selected after quarterback Jeff George (by the Indianapolis Colts) and running back Blair Thomas (New York Jets).

1990: Played in 16 games and started two at right tackle. Missed all of training camp and the preseason before signing a contract. Credited with 48 tackles, six tackles for loss, one sack, a fumble recovery, and a forced fumble, according to unofficial press box statistics. Posted a season-high 10 tackles, including a sack, at Miami. Six of his tackles against the Dolphins were for no gain or a loss.

1991: Started 16 games at right defensive tackle and played in his first Pro Bowl. Finished third in tackles with 73, according to unofficial press box statistics, and was second in sacks with 6.5. Led all defensive linemen in tackles and sacks. *The Sporting News* AFC Defensive Player of the Week against the New York Jets after recording eight tackles, two sacks, and two passes defended. Also had two sacks against the Indianapolis Colts. His 12 tackles in the second Kansas City Chiefs game were a career high. **1992:** Consensus choice as NFL Defensive Player of the Year. One of six finalists for the Miller Lite NFL Player of the Year. NFL Alumni Association and NFL Players Association Defensive Lineman of the Year. Consensus first-team All-NFL pick, and AFC starter in the Pro Bowl. Kansas City 101 Club AFC Defensive Lineman of the Year. Voted the Marcus Nalley Trophy by his teammates as the team's Most Valuable Player. Became only the third player in history to win the Associated Press Defensive Player of the Year award from a team with a losing record, joining Lawrence Taylor of the 1982 New York Giants (4-5) and Reggie White of the 1987 Philadelphia Eagles (7-8). Was the second Seahawks player to win the award along with safety Kenny Easley (1984). Led the team in sacks, 14.0, yards lost, 89, a team record 28 tackles for loss, total yards lost, 122.5, and forced fumbles, four, according to unofficial press box statistics. Ranked tied for fifth in the

Kennedy Ave.

The former Main Street in Cortez's hometown of Wilson, Arkansas was re-named Kennedy Avenue on April 18, 1998.



Kennedy ranks third in team history with 48.5 career sacks.

AFC in sacks and led all interior linemen. His 14.0 sacks were the third-most in a single season in Seattle history. Finished second on the team in tackles with a career-best 92, according to unofficial press box statistics. Also recovered a fumble and batted down two passes. AFC Defensive Player of the Week in a 10-6 win at New England after registering seven tackles, including three sacks, and four-and-a-half tackles for losses of 32 yards, and two forced fumbles. Had a season-high five tackles for loss, including two sacks, against the Raiders, and had three tackles for loss, including two sacks, versus the Philadelphia Eagles. Had at least one tackle for loss in 14-of-16 games and at least two in 9-of-16. **1993:** Started 16 games at right tackle and was a consensus first team All-NFL pick for the second straight season and earned his third straight trip to the Pro Bowl and second straight as a starter. Ended the year with 77 tackles, including 60 solo, 10.5 tackles for loss, 6.5 sacks, a forced fumble, and a fumble recovery, according to unofficial press box statistics, despite constant double and triple teaming. Led all defensive linemen in tackles, finishing fourth overall, paced team in tackles for loss, and was second in sacks. Had 10 tackles in back-to-back games, at Houston and versus Cleveland. Recorded two sacks and a fumble recovery at New England and also had two tackles for loss at San

Diego. Deflected a pass against the Chargers that was intercepted and returned for a touchdown by Joe Nash. Had at least one tackle for loss in 10-of-16 games and had a three-game streak with at least one sack. **1994:** Earned his fourth straight trip to the Pro Bowl and third consecutive as a starter after starting 16 games at right tackle. First team All-NFL pick by *Associated Press*, *Sports Illustrated*, and *College and Pro Football Newsweekly* for the third straight season. Led all defensive linemen with 70 tackles, according to unofficial press box statistics. Added 8.5 tackles for loss and four sacks. Had nine tackles in the second Kansas City game and seven in three other games. Forced and recovered a fumble on the first play at Houston sparking a 16-14 win. Added two sacks and another tackle for loss versus the Oilers. Only missed four defensive plays in the last 12 games and none in the last seven. **1995:** Started 16 games at right defensive tackle and made his fifth consecutive appearance in the Pro Bowl, the most consecutive appearances in franchise history. Co-led the team with 6.5 sacks, and led all linemen with 54 tackles, according to unofficial press box statistics. Added 10.0 tackles for loss and a forced fumble. Had two tackles for loss among four tackles at Washington and 1.5 sacks in the second San Diego game. Had a season-high six tackles in the second Oakland game. Played in 93 percent of the defensive snaps, missing only 73. His 96 straight games played is the third-longest streak in franchise history. **1996:** Started 16 games at right tackle for the sixth consecutive season and made his sixth straight appearance in the Pro Bowl. Also named team Most Valuable Player by his teammates and the winner of the Steve Largent Award, which is given to the player that exemplifies spirit, dedication, and integrity. Only the second player in team history to win both the MVP and Largent Award in the same season. His six straight Pro Bowls are a franchise record and his six total appearances is one off Largent's record. Finished the season with 69 tackles, 14.5 tackles for loss, and 8.0 sacks, according to unofficial press box statistics. Had eight tackles in three games and two games, at Miami and versus Buffalo, with two sacks. AFC Defensive Player of the Week versus Dolphins with eight tackles, two sacks, and 2.5 tackles for loss. Had three tackles for loss versus San Diego. Part of a front four that combined for an NFL best 40 sacks.

HONORS: **1990,** *First-team All-Rookie (Pro Football Writers Association).* **1991,** *AFC Pro Bowl Squad; First-team All-NFL (Football Digest); First-team All-AFC (Football News); Second-team All-AFC (NEA, College and Pro Football Newsweekly); Seattle Post-Intelligencer Sports Star of the Year finalist.* **1992,** *AFC Pro Bowl starter; Miller Lite NFL Player of the Year finalist; NFL Defensive Player of*

the Year (Associated Press, Pro Football Weekly/Pro Football Writers Association, Columbus, Ohio, Touchdown Club); NFL Defensive Lineman of the Year (NFL Alumni Association, NFL Players Association); NFL's Top Defensive Tackle (Pro Football Weekly); AFC Defensive Lineman of the Year (Kansas City 101 Club), First-team All-NFL (Associated Press, Sports Illustrated, The Sporting News, USA Today, Pro Football Weekly/Pro Football Writers Association, Football Digest, NEA); First-team All-AFC (Pro Football Weekly); Seattle Post-Intelligencer Sports Star of the Year finalist; Marcus Nalley Trophy (Seahawks MVP as voted by teammates); AFC Defensive Player of Week 3 (at New England). **1993**, AFC Pro Bowl Starter; First-Team All-NFL (Associated Press, Sports Illustrated, The Sporting News, Pro Football Weekly/Pro Football Writers Association, Football Digest, College and Pro Football Newsweekly); First-Team All-AFC (UPI). **1994**, AFC Pro Bowl Starter; First-Team All-NFL (Associated Press, Sports Illustrated, College and Pro Football Newsweekly); First-Team All-AFC (UPI, Pro Football Weekly/Pro Football Writers Association, Football News). **1995**, AFC Pro Bowl squad. **1996**, Steve Largent Award; Seahawks Marcus Nalley Trophy (Team MVP as voted by teammates); AFC Pro Bowl starter; Second-Team All-NFL (Associated Press, Football Digest); First-Team All-AFC (Pro Football Weekly/Pro Football Writers Association, Football News, United Press International); AFC Defensive Player of Week 6 (at Miami).

COLLEGE: First-team All-America choice by The

Sporting News in 1989, and a second-team selection by Associated Press while playing for current Seahawks Head Coach Dennis Erickson. Took over as the starter as a senior and finished the season with 92 tackles (45 solo), 22 tackles for loss, 7.5 sacks, 16 quarterback pressures, and one fumble recovery as Miami captured the national championship with an 11-1 record. Led the team in tackles for loss, ranked second in sacks, and led all defensive linemen in tackles. Had a season-high 13 tackles (9 solo), including a sack, two tackles for loss, and two quarterback pressures in a 27-10 win over Notre Dame. Also had 13 tackles with a sack and two tackles for loss against Pittsburgh. Saw action in all 12 games with the Hurricanes in 1988 after transferring from Northwest Mississippi Junior College. Credited with 27 tackles, six tackles for loss, seven pressures, and two sacks. Totaled 114 tackles, 28 tackles for loss, and 9.5 sacks at Miami as teams posted a 22-2 record. Had 129 tackles in two junior college seasons, 22 tackles for loss, and 15 sacks. Majored in Criminology.

PERSONAL: Attended Rivercrest High School in Wilson, Arkansas. School retired his jersey in 1991. Hosts an annual football clinic for youngsters between the ages of six and 16 at Rivercrest Jr. High during the offseason. Main Street in his hometown of Wilson, Arkansas, was re-named Cortez Kennedy Avenue, in his honor on April 18, 1998. Inducted into the Northwest Mississippi Junior College Hall of Fame in 1998. Changed his jersey number from 96 to 99 for the 1992 season to honor his friend and fellow University of Miami alum, Jerome Brown, who was killed in a car accident in June, 1992. Cortez has a daughter, Courtney. Lives in Bellevue, Wa.

KENNEDY'S NFL RECORD

Defense

Club	G/S	Tackles			Sacks		Interceptions			LG	TD	PD	FF	FR
		Tkl	So	Ast	QB	Yds	No	Yds	Avg					
1990 Seattle	16/2	48	38	10	1.0	8.0	0	0	0.0	0	0	3	0	1
1991 Seattle	16/16	73	65	8	6.5	54.0	0	0	0.0	0	0	4	1	0
1992 Seattle	16/16	93	76	17	14.0	89.0	0	0	0.0	0	0	5	4	1
1993 Seattle	16/16	77	60	17	6.5	38.0	0	0	0.0	0	0	3	1	1
1994 Seattle	16/16	70	54	16	4.0	28.0	0	0	0.0	0	0	3	1	1
1995 Seattle	16/16	54	40	14	6.5	6.5	0	0	0.0	0	0	3	1	0
1996 Seattle	16/16	69	51	18	8.0	49.5	0	0	0.0	0	0	4	2	0
1997 Seattle	8/8	18	10	8	2.0	10.0	0	0	0.0	0	0	1	0	0
NFL TOTALS	120/106	502	394	108	48.5	315.0	0	0	0.0	0	0	26	10	6

SINGLE GAME HIGHS

Tackles: 12, vs. Kansas City 12/1/91


Sacks: 3.0, at New England 9/20/92

Interceptions: None

Forced Fumbles: *2, at New England 9/20/92

Fumble Recoveries: 1, 5 Times (Last: at Hou 12/11/94)

*Seahawks Record



JON KITNA QB

Height: 6-2 **Weight:** 217
College: Central Washington
NFL Experience: 2nd Year
Seahawks Experience: 2nd Year
How Acquired: Free Agent (1996)
1997 Games Played/Started: 3/1
Career Games Played/Started: 3/1
Birthdate: September 21, 1972
Birthplace: Tacoma, Wa.

7

1997: Played three games, including his first career start at Oakland (12/14). Completed 23 of 37 passes for 283 yards and one touchdown with two interceptions in a 22-21 win. Overcame a 21-3 halftime deficit, the second-largest comeback in franchise history. Completed 16 of 22 passes for 147 in the second half and guided a 14-play, 52-yard drive for the game-winning field goal with 2:20 left. Connected with Mike Pritchard on a 61-yard completion (the Seahawks longest play from scrimmage in 1997) Had seen action in only three

Special Olympics

Kitna traveled to Wenatchee, Washington during the off-season to lead the special athletes during the Opening Ceremonies of the Winter Games.

plays, all at Indianapolis (9/21), before starting, making him the second most inexperienced quarterback starter in franchise history. Played the fourth quarter against San Francisco (12/21) and scored his first career touchdown on a 2-yard run. Led all NFL quarterbacks in the pre-season with a 125.3 rating by completing 42 of 51 (82.4%) passes for 420 yards, five touchdowns and one interception.


WORLD LEAGUE: Played the 1997 season with the Barcelona Dragons and earned Most Valuable Player honors in the Dragons 38-24 win over the Rhein Fire in the World Bowl. Had a league record 401 yards and two touchdowns while completing 23 of 31 passes. Runner-up for World League MVP honors after leading the league in attempts (317), completions (171), yards (2,448), and touchdowns (22) in 10 games. Added 334 rushing yards and three scores to set the mark for quarterbacks.

PRO: Spent the entire 1996 season on the practice squad after signing as an undrafted free agent.

COLLEGE: First-team NAIA All-America choice as a senior and first-team All-Mt. Rainier League. Started 14 games and led the Wildcats

to the NAIA Championship game. Completed 364 of 576 passes for 4,616 yards with 42 touchdowns and 14 interceptions. Surpassed 300 yards eight times topped by 455 yards and four touchdowns versus Western Washington in 1995. Had 454 yards versus Whitworth. Career best 456 yards and seven touchdowns came versus Pacific Lutheran in 1994. Had six touchdown passes versus Pacific Lutheran in 1993. Finished his career completing 911 of 1,550 passes, 58.8%, for 12,353 yards, 99 touchdowns and 59 interceptions in 43 games. Had 17 games over 300 yards. Threw for 93 touchdowns and 47 interceptions in his last three seasons. Graduated with a degree in Math Education.

PERSONAL: Football, basketball, and baseball letterman at Lincoln High School in Tacoma, Washington. Filmed a PSA promoting responsible parenthood along with teammate Michael Sinclair in 1998. Jon and his wife, Jennifer, were married on August 13, 1994. They have a son, Jordan (12/97), and live in Bothell, Wa.



Kitna completed 42 of 51 passes in the 1997 pre-season after guiding the Barcelona Dragons to the '97 World Bowl Championship.

KITNA'S NFL RECORD

Year	Club	G/S	Att	Comp	Passing		TD	Int	LG	Sacked	Rate
					Yds	Pct					
1996	Seattle				practice squad						
1997	Seattle	3/1	45	31	371	68.9	1	2	61	3/10	82.8
TOTALS		3/1	45	31	371	68.9	1	2	61	3/10	82.8

ADDITIONAL STATISTICS

Rushing: 1996 (Seattle) - practice squad; 1997 (Seattle) 10 for 9 yards, 0.9 avg., 8 LG, 1 TD.



JASON KYLE

LB

Height: 6-3

Weight: 242

College: Arizona State

NFL Experience: 4th Year

Seahawks Experience: 4th Year

How Acquired: Draft (4th round [b] 1995)

1997 Games Played/Started: 0/0

Career Games Played/Started: 32/0

Birthdate: May 12, 1972

Birthplace: Tempe, Az.

57

1997: Missed the entire season on injured reserve after suffering a shoulder injury at San Francisco (8/9) in the preseason.

PRO: Had played 32 straight games since being the second of two fourth-round 1995 draft choices. Missed the entire 1997 season with shoulder injury. Credited with 31 special teams tackles and finished third on the team in each of his first two seasons. Also, serves as the deep snapper on punts. **1995:** Played 16 games and was third with 14 special teams tackles, according to the coaches film study. Had three in the second Oakland Raiders game (12/17) and two games with two. **1996:** Played 16 games on special teams and finished third on the team with 17 special teams tackles, according to unofficial press box statistics. Had at least one tackle in 11 games. Played two games, at Kansas City (10/17) and at Denver (12/1) on defense. Served as the deep snapper on punts.

COLLEGE: Three-year letterman and two-year starter for the Sun Devils. Finished his career with 204 tackles, 12 tackles for loss, four sacks, and two

interceptions. Played 31 games, starting 17. Led team in tackles as a senior with 204 while starting all 11 games at left inside linebacker. Added eight tackles for loss, a sack, and an interception. Had eight games with at least 10 tackles. Season-high 20 stops came versus the University of Miami Hurricanes. Had 18 tackles versus the Washington State Cougars. Totaled 13 tackles and an interception versus Louisville. Played every game as a junior and started six games at right inside linebacker. Ranked second in tackles with 74. Had four tackles for loss, three sacks, and an interception. Played as a reserve linebacker in 1991 after redshirting as a freshman in 1990. Also deep snapped on punts. Played in the East-West Shrine Game and Senior Bowl. Graduated with a degree in Marketing.


PERSONAL: Attended McClintock High School in Tempe, Arizona. Lettered in football and track. Played for the All-Arizona high school team which traveled to New Zealand to play in the Down Under Bowl in 1990. Visited the South Pacific as part of a USO tour in January 1996. Lives in Tempe, Az.

KYLE'S NFL RECORD

Club	G/S	Tackles			Defense		Interceptions			LG	TD	PD	FF	FR
		Tkl	So	Ast	QB	Yds	No	Yds	Avg					
1995 Seattle	16/0	0	0	0	0.0	0	0	0	0.0	0	0	0	0	0
1996 Seattle	16/0	0	0	0	0.0	0	0	0	0.0	0	0	0	0	0
1997 Seattle	Injured Reserve													
NFL TOTALS		32/0	0	0	0	0.0	0	0	0.0	0	0	0	0	0

ADDITIONAL STATISTICS

Special Teams Tackles: 1995 (Seattle) 14; 1996 (Seattle) 17; 1997 (Seattle) 0; TOTALS: 31.



MATT LaBOUNTY DE

Height: 6-4
College: Oregon
NFL Experience: 6th Year
Seahawks Experience: 3rd Year
How Acquired: Trade (Green Bay 1996)
1997 Games Played/Started: 16/6
Career Games Played/Started: 39/8
Birthdate: January 3, 1969
Birthplace: San Francisco, Ca.

99

1997: Played in 16 games with six starts at defensive end. Also, saw action as a tackle in nickel situations. Credited with 18 tackles, five tackles for loss and three sacks. Registered a season-high three tackles versus Tennessee (10/5).

PRO: Entered the NFL as the 12th-round draft choice of the San Francisco 49ers in 1992. Claimed on waivers by the Green Bay Packers in 1993 and spent three seasons in Green Bay (1993-95). Can play either defensive end or tackle. **1992:** Spent the entire season on the 49ers practice squad after re-signing on September 5. **1993:** Played in the first five games for San Francisco before being placed on the practice squad on October 16. Returned

to the active roster on December 4 before being claimed by Green Bay on December 8. On the Packers inactive list for the last four regular season games and two postseason contests. **1994:** Missed the entire season on injured reserve with a back

injury in training camp. **1995:** Inactive the first two games before playing in the last 14 with two starts. Also played in all three playoff games. Primarily backed up at left end, but also saw action at both end and tackle as a pass rusher. Made his career start versus Chicago on November 12. Also started at Tampa Bay on December 10. Finished the season with 16 tackles and three sacks. Started against Atlanta in the NFC Wild Card Game and had a sack. **1996:** Played three games after being acquired from the Green Bay Packers in exchange for safety Eugene Robinson on June 26. On the 53-man roster for 16 games, but a training camp knee injury limited his availability.

COLLEGE: Four-year letterman and three-year starter. Finished his career with a school record 23.5 sacks. Added 177 tackles, 41 tackles for loss, and two fumble recoveries. Started 33 of last 35 games at either left or right end. Had 10 sacks as a junior and 17 tackles for loss. Single-season best 66 tackles came in 1989. Redshirted in 1987. Majored in Sociology.

PERSONAL: Two-way lineman at San Marin High School in Novato, California. Did not play organized football until his sophomore year. Matt and his wife, Kelly Blair, were married on January 31, 1998. Kelly won the heptathlon at the 1996 US Olympic Trials and finished eighth in the Summer Olympics in Atlanta. They live in Seattle, Wa.

Tree Hugger!

Concerned about the environment, Matt began a recycling program for the players at the team's Kirkland Headquarters.

LaBOUNTY'S NFL RECORD


	Club	G/S	Tackles			Sacks		Interceptions				TD	PD	FF	FR
			Tkl	So	Ast	QB	Yds	No	Yds	Avg	LG				
1992	San Francisco		Practice Squad												
1993	San Francisco	6/0	2	1	1	0.0	0.0	0	0	0	0	0	0	0	0
	Green Bay	0/0	0	0	0	0.0	0.0	0	0	0	0	0	0	0	0
1994	Green Bay		injured reserve (back)												
1995	Green Bay	14/2	16	11	5	3.0	20.0	0	0	0	0	0	3	0	0
1996	Seattle	3/0	0	0	0	0.0	0.0	0	0	0	0	0	0	0	0
1997	Seattle	16/6	21	16	5	3.0	18.0	0	0	0.0	0	0	1	0	0
NFL TOTALS		39/8	39	28	11	6.0	38.0	0	0	0.0	0	0	4	0	0

ADDITIONAL STATISTICS

Special Teams Tackles: 1995 (Green Bay) - 3.
Postseason Games Played/Started:
 1995 (Green Bay) - 3/1.
Postseason Defensive Statistics: 1995 (Green Bay) -
 4 tackles; 1 sack; 1 pass defended.

SINGLE GAME HIGHS

Tackles: 3, vs. Tennessee 10/5/97
Sacks: 1.0, 6 Times (Last: at Oakland 12/14)
Interceptions: None
Forced Fumbles: None
Fumble Recoveries: None



JAMES LOGAN

LB

Height: 6-2

Weight: 226

College: Memphis

NFL Experience: 4th Year

Seahawks Experience: 4th Year

How Acquired: Waivers (Cincinnati 1995)

1997 Games Played/Started: 14/1

Career Games Played/Started: 30/1

Birthdate: December 6, 1972

Birthplace: Opp, Al.

56

1997: Played 14 games and made his first career start at right linebacker at Oakland (12/14) for an injured Chad Brown (concussion). Also played most of the second half at Baltimore (12/7) for Brown. Credited with four tackles, including three versus the Raiders. Finished the season tied for second with 18 special teams tackles. His six special teams tackles versus Oakland (10/26) was a single-game team high. Led the team with four tackles inside the 20 yard line.

PRO: Entered the NFL as a free agent with the Houston Oilers in 1995. Also played with the Cincinnati Bengals before joining the Seahawks. Credited with 30 special teams tackle in 26 games with Seattle. **1995:** Played six games with Seattle on special teams after being claimed on waivers from the Cincinnati Bengals on October 31. Credited with eight tackles, according to coaches film study, including three at Washington in his first game. Originally signed as a free agent with the Houston Oilers. Waived by Houston on August 28 and signed to their practice squad. Added to the active roster by the Oilers on September 15 and was inactive for one game and played in three before being waived and claimed by Cincinnati on October 18. Played in one game, versus Cleveland on October 29, with the Ben-

gals. **1996:** Inactive for the first nine games because of broken leg suffered in the preseason opener. Returned to play in six-of-the-last-seven games on special teams. Credited with four special teams tackles, according to coached video study. Played in the World League with the Scottish Claymores in 1997 and was credited with 37 tackles, two sacks, and two forced fumbles.

COLLEGE: Two-year letterman after transferring from junior college. Played two seasons at Memphis as a defensive end collecting 70 tackles, 14 sacks, and three tackles for loss. Played 19 games, starting 10. Had 44 tackles and a team-high eight sacks as a senior, including a school record four sacks against Arkansas State. Recipient of the Glen Jones Award presented to the player who leads through determination, desire, and courage. Lettered in both football and track at Jones Junior College in Ellisville, Mississippi. Played and started 21 games in two seasons and was credited with 283 tackles and 10.5 sacks. Selected to play in the Mississippi North-South Junior College All-Star Game.


PERSONAL: Football and track letterman at Opp High School in Opp, Alabama. Football team captain as a senior. Lives in Opp, Al.

LOGAN'S NFL RECORD

Club	G/S	Tackles			Defense		Interceptions			LG	TD	PD	FF	FR
		Tkl	So	Ast	QB	Sacks	No	Yds	Avg					
1995 Houston	3/0	0	0	0	0.0	0	0	0	0.0	0	0	0	0	0
Cincinnati	1/0	0	0	0	0.0	0	0	0	0.0	0	0	0	0	0
Seattle	6/0	0	0	0	0.0	0	0	0	0.0	0	0	0	0	0
1996 Seattle	6/0	0	0	0	0.0	0	0	0	0.0	0	0	0	0	0
1997 Seattle	14/1	4	2	2	0.0	0	0	0	0.0	0	0	0	0	1
NFL TOTALS	30/1	4	2	2	0.0	0	0	0	0.0	0	0	0	0	1

ADDITIONAL STATISTICS

Special Teams Tackles: 1995 (Houston) 2, (Seattle) 8; 1996 (Seattle) 4; 1997 (Seattle) 18; TOTALS: 32



DEEMS MAY TE

Height: 6-4 **Weight:** 263
College: North Carolina
NFL Experience: 7th Year
Seahawks Experience: 2nd Year
How Acquired: Unrestricted Free Agent (San Diego 1997)
1997 Games Played/Started: 16/0
Career Games Played/Started: 73/21
Birthdate: March 6, 1969
Birthplace: Lexington, NC

88

1997: Played 16 games as reserve tight end and special teams performer. Caught two passes for 21 yards and was credited with four special teams tackles on the season. Returned one kickoff for 8 yards. Signed as an unrestricted free agent on May 7.

PRO: Played 57 games, starting 21, with the San Diego Chargers after being the Chargers seventh-round 1992 draft choice. Had 21 receptions for 210 yards with no touchdowns. Rebounded after a foot injury limited his availability in 1994 and 1995 to have his best season in 1996 with 19 catches for 188 yards. **1992:** Played 16 games, starting six, in the regular season and played both postseason games. Third with eight special teams tackles.

1993: Played 15 games with one start. Inactive versus Miami. Gained 15 pounds prior to the season.

1994: Played his first five games, starting the first two before being sidelined with a stress fracture in his foot. Inactive for three games before being placed on injured reserve on November 2. Made his first two career receptions, for 22 yards, versus the Los Angeles Raiders on September 25.

1995: Re-injured his foot in June and missed the first six games on the inactive list. Played five of the last 10 games before being deactivated for the season finale and one postseason game. **1996:** Played 16 games and started 12. Finished the season with career highs in receptions (19), yards (188), and

longest reception (39 versus Tampa Bay). Set single-game highs for receiving yards (44) and for receptions (4) at Kansas City.

COLLEGE: Three-year letterman. Played his last three seasons at tight end after starting as a redshirt freshman at quarterback. Started the first two games of the 1988 season at quarterback and completed 28-of-68 passes for 270 yards. Finished his career with 19 receptions for 239 yards. Had 12 receptions for 150 yards as a senior. Winner of the Charlie Justice Award in 1990 which is given for outstanding contributions on the football field. Redshirted in 1987. Graduated with a degree in Political Science.

PERSONAL: Football, basketball, and baseball letterman at Lexington High School in Lexington, North Carolina. *Parade Magazine* and *Scholastic Coach* All-America choice in football as a senior. Played only three games as a senior due to a knee injury. Threw for 2,350 yards and 25 touchdowns and rushed for 1,575 yards and 32 scores as a sophomore and junior. Squad won two state championships. Two-time all-conference, all-area, and all-Northwest choice in basketball as a sophomore and junior. Also ran track and played golf. His father, Bert, played golf at North Carolina State. Lives with his wife, Susan, in New London, North Carolina.

MAY'S NFL RECORD

Club	G/S	No	Receiving		LG	TD	Att	Rushing		TD
			Yds	Avg.				Yds	Avg.	
1992 San Diego	16/6	0	0	0.0	0	0	0	0	0.0	0
1993 San Diego	15/1	0	0	0.0	0	0	0	0	0.0	0
1994 San Diego	5/2	2	22	11.0	18	0	0	0	0.0	0
1995 San Diego	5/0	0	0	0.0	0	0	0	0	0.0	0
1996 San Diego	16/12	19	188	9.9	39	0	0	0	0.0	0
1997 Seattle	16/0	2	21	10.5	11	0	0	0	0.0	0
NFL TOTALS	73/21	23	231	10.0	39	0	0	0	0.0	0

SINGLE GAME HIGHS

Most Receptions: 4, at Kansas City 11/24/96

Most Yards: 44, vs. Tampa Bay 11/17/96

Longest Reception: 39, vs. Tampa Bay 11/17/96

Most Touchdowns: None


Longest Touchdown: None

ADDITIONAL STATISTICS

Kickoff Returns: 1997 (Seattle) - 1 for 8 yards.

Special Teams Tackles: 1992 (San Diego) - 8 (5 solo, 3 assists); 1993 (San Diego) - 3 (3/0); 1994 (San Diego) - 1 (1/0); 1995 (San Diego) - 1 (1/0); 1996 (San Diego) - 1 (1/0); 1997 (Seattle) - 4 (2/2); **Career - 18 (13/5).**

Special Teams Fumble Recoveries: 1996 (San Diego) - 1.



JAMES McKNIGHT WR

Height: 6-1

Weight: 198

College: Liberty

NFL Experience: 5th Year

Seahawks Experience: 5th Year

How Acquired: Free Agent (1994)

1997 Games Played/Started: 12/5

Career Games Played/Started: 46/5

Birthdate: June 17, 1972

Birthplace: Orlando, FL.

82

1997: Played the last 12 games as a reserve wide receiver after missing the first four with a knee injury suffered at Cincinnati in the preseason finale. Started five games and set single-season highs with 34 receptions for 637 yards and six touchdowns. Was first on the team in average per reception (18.7) second in yards and touchdowns and fourth with 34 receptions. Averaged 38.5 yards on his scoring catches, including a 60-yarder at Baltimore (12/7) and 54-yarder at Kansas City (9/28). His 34-yard touchdown reception on fourth down with 1:40 left at New Orleans (11/16) tied that game. He posted his first career 100-yard game with four receptions for 100 yards and one touchdown in a 45-34 win over Oakland (10/26). Teammed with Joey Galloway (7-117) to become just the third pair of receivers to top 100 yards in the same game in team history. Caught a single-game high five passes versus Atlanta (11/30).

PRO: Has made steady progress since signing with Seattle as an undrafted free agent in 1994. Totaled eight receptions for 189 yards and one score prior to catching 34 for 637 yards and six touchdowns in 1997. First career reception went for a touchdown. Boasts a 19.7-yard average on 42 receptions, including a 73-yarder at Detroit in 1996. Has also been credited with 47 special teams tackles in 46 games. **1994:** Turned his first NFL catch into a 25-yard touchdown against the Cleveland Browns (12/24). Signed as an undrafted free agent on April 29 and spent the first ten games on the practice squad before being activated (11/19). **1995:** Played 16 games as a reserve wide receiver and special teams performer. Caught six passes for 91 yards, including two for 35 in the second San Diego game. Returned his first kickoff at any level for four yards at San Diego. **1996:** Played 16 games as a reserve wide receiver and special teams performer. Second with 25 special teams tackles,

according to coaches film study. Had four in the second San Diego game. Caught one pass, a 73-



McKnight took advantage of extensive playing time in 1997 by scoring six touchdowns.

yarder at Detroit, and returned a kickoff 55 yards at Oakland to set up a touchdown.

COLLEGE: Three-year letterman. Finished his career with 114 receptions for 1,948 yards, a 17.1 yard average, and 17 touchdowns. Caught

50 passes for 711 yards and five scores in 1992 and 39 for 812 yards with eight scores in 1993. Had eight career 100-yard games. Criminal Justice major.

PERSONAL: Football, basketball, and track let-

terman at Apopka High School in Apopka, Florida. Has a son, David (2/15/92). He and his wife, Mikki, were married on June 20, 1998. They live in Seattle, Wa.

MCKNIGHT'S NFL RECORD


Year	Club	G/S	Receiving			LG	TD	Kickoff Returns			TD
			No	Yds	Avg			Ret	Yds	Avg.	
1994	Seattle	2/0	1	25	25.0	25t	1	1	4	4.0	0
1995	Seattle	16/0	6	91	15.2	24	0	0	0	0.0	0
1996	Seattle	16/0	1	73	73.0	73	0	3	86	20.8	0
1997	Seattle	12/5	34	637	18.7	60t	6	1	14	14.0	0
NFL TOTALS		46/5	42	826	19.7	73	7	5	104	20.8	0

ADDITIONAL STATISTICS

Special Teams Tackles: 1994 (Seattle) - 1 (1 solo); 1995 (Seattle) - 14 (11 solo, 3 assist); 1996 (Seattle) - 25 (14/11); 1997 (Seattle) - 7 (6/1); **Career** - 47 (32/15).

SINGLE GAME HIGHS

Most Receptions: 5, vs. Atlanta 11/30/97
Most Yards: 100, vs. Oakland 10/26/97
Most Touchdowns: 1, 7 Times (Last: vs. SF 12/21/97)
Longest Reception: 73, at Detroit 11/17/96
Longest Touchdown: 60, at Baltimore 12/7/97



ITULA MILI TE

Height: 6-4 **Weight:** 266
College: Brigham Young
NFL Experience: 2nd Year
Seahawks Experience: 2nd Year
How Acquired: Draft (6th round 1997)
1997 Games Played/Started: 0/0
Career Games Played/Started: 0/0
Birthdate: April 20, 1973
Birthplace: Kahuku, Hi.

49

1997: Missed the entire season on injured reserve with a knee injury suffered in his final collegiate season. Chosen with the 11th pick on the sixth round, the 174th overall choice, in the 1997 college draft.


COLLEGE: Four-year letterman who played tight end, fullback, and H-back. Finished his career with 126 receptions for 1,777 yards and 11 touchdowns in 40 games, with 22 starts. First-team All-Western Athletic Conference as a senior after catching a single-season best 46 passes for 692 yards and three scores in 14 games. Had 108 yards on nine receptions versus Washington. Injured his knee in the Western Athletic Conference title game and missed the Cougars bowl game. Started at fullback and

H-back as a junior and caught 36 passes for 440 yards and three scores. Had two 100-yard games, 101 yard on four receptions versus Utah State and 108 yards on five catches against Fresno State. Played six games, with three starts, as a freshman. Served on an LDS mission to New Zealand in 1992 and 1993. Majored in Geography.

PERSONAL: Lettered in football, basketball, and track at Kahuku High School in Laie, Hawaii. Football team won the state championship as a junior and senior. All-state choice as a wide receiver. State high jump champion as a junior despite school not having a pit for him to practice. Born in Kahuku, Hawaii. Lives in Laie, Hawaii.

MILI'S NFL RECORD

Games Played/Started: 1997 (Seattle) - injured reserve (knee).



WARREN MOON

QB

Height: 6-3 **Weight:** 213
College: Washington
NFL Experience: 15th Year
Seahawks Experience: 2nd Year
How Acquired: Unrestricted Free Agent (Minnesota 1997)
1997 Games Played/Started: 15/14
Career Games Played/Started: 195/192
Birthdate: November 18, 1956
Birthplace: Los Angeles, Ca.

1


1997: Played 15 games with 14 starts. Finished the season with franchise records for completions (313) and yards (3,678) while being voted a first alternate to the Pro Bowl (saw action in Pro Bowl when John Elway did not play). Third in the NFL in completions and fourth in yards despite missing a total of seven quarters during the season. Moved into third place in NFL history in attempts, completions, and yards, and finished the year in fourth in touchdown passes. Guided an offense that established team records with 5,759 total yards and 4,187 passing yards. Seattle led the NFL in net passing yards per game with 247.4. Began the year as the backup to John Friesz but was moved into action to start the second half of the season opener against the New York Jets (8/31) after Friesz broke his right thumb. Started the next 13 games before injuring ribs at Baltimore (12/7). Missed the fourth quarter of that game and did not play at Oakland (12/14). Returned to start the season finale. Twice named AFC Offensive Player of the Week. First versus Oakland (10/26), after throwing for an NFL-high 409 yards and five touchdowns. Tied both his personal and team record for touchdowns. Marked his seventh 400-yard game, tying Joe Montana for second in NFL history and Seattle's first since the final game of the 1988 season. Seahawks gained an NFL-high 554 yards in the win, two off the franchise record. Also Miller Lite NFL Player of the Week. Honored two weeks later after throwing the game-winning, 40-yard touchdown to Joey Galloway with 2:20 left in a 37-31 win at San Diego. In both games Seattle trailed by at least ten points, two of four such comeback wins engineered during the season. (Others came versus San Diego, 9/21, and Tennessee, 10/5.) threw for four touchdowns in a 38-9 win over San Francisco (12/21) and three at Denver (11/2), without an interception in either game. Had a personal best and team record streak of nine consecutive games with at least 250 yards passing. Scored on a 1-yard run at Indianapolis (9/21) becoming the oldest player (40 years) to rush for a touchdown, breaking the mark of Zeke Bratkowski. Was also the oldest to pass for 400 yards in a game and five touchdowns

in a game, eclipsing his own record in the former (38 years) and George Blanda's (39) in the latter. Concluded the season by winning Most Valuable Player honors at the Pro Bowl. Played the entire fourth quarter and completed four of eight passes for 89 yards bringing the AFC back from a 24-14 deficit for a 29-24 win. Scored the winning touchdown on a 1-yard run with 1:49 left. Was named to the game as an injury replacement for Denver's John Elway on Wednesday prior to the game. Signed as a free agent on March 7, after being waived by the Minnesota Vikings on February 21.

PRO: Continued his assault on the NFL record book as he ranks as one of the outstanding quarterbacks to ever play in the National Football League. Moved into third place in NFL history for attempts (6,528), completions (3,827), and yards (47,465), and into fourth for touchdowns (279) during the 1997 season. Added his ninth 3,000-yard season (third all-time), seventh 400-yard game (tied for second), and 49th 300-yard game (third). Active quarterbacks Dan Marino and John Elway rank above Moon in attempts, completions, yards, and 3,000-yard seasons. Only Marino (385), Fran Tarkenton (342), and Johnny Unitas (290) lead in touchdown passes. Now has set the single season passing yardage mark for three separate franchises: the Tennessee Oilers (4,690 in 1991), Minnesota Vikings (4,364 in 1994), and Seahawks (3,678 in 1997). Has league records with nine 300-yard games in 1990 and his 527 yards at Kansas City in 1990 is second in league history to Norm Van Brocklin's 554 in 1951. Holds the league mark for a quarterback with eight straight nominations to the AFC-NFC Pro Bowl (1988-95) and added his ninth in 1997.

Crescent Moon

The Crescent Moon Foundation, assists underprivileged children in Los Angeles, Houston, Minneapolis, and Seattle.



Entered the league as a free agent with the Houston Oilers in 1984 after six seasons in the Canadian Football League. Led the Oilers into the playoffs seven straight seasons starting in 1987. Included was their first divisional title since 1967 in 1991 and a 12-win season in 1993, the most wins in franchise history. Traded to the Minnesota Vikings on April 18, 1994, and was part of two playoff teams. Is one of three players in league history to have back-to-back 4,000-yard seasons and the only one to do it for two teams (Oilers 1990-91 and Vikings 1994-95). Other quarterbacks with back-to-back 4,000-yard seasons are Dan Fouts (San Diego, 1980-81) and Dan Marino (Miami, 1984-85). Ranks fifth and sixth for a single season with 4,690 yards in 1991 and 4,689 in 1990. **1984:** Signed as an unrestricted free agent on February 3 after six seasons in the CFL. Started 16 games and set a franchise record with 3,338 yards, completing 259 of 450 passes (57.6%) with 12 touchdowns and 14 interceptions. Broke George Blanda's 1961 record of 3,330 yards and tied Blanda's record of four 300-yard games, also set in 1961. Consensus all-

rookie choice. Threw for 365 yards versus the Indianapolis Colts in his second game and completed 27 of 45 passes for 303 yards versus Pittsburgh. Also topped 300 versus San Francisco (356) and Cleveland (306). Went his first 130 passes without an interception. **1985:** Played and started 14 games, missing two with a hip pointer. Started the season by engineering a 26-23 win over Miami by completing 12 of 17 passes for 270 yards. Came back after the hip pointer for the last three games and had three straight 300-yard games 330 versus the New York Giants, 339 at Cleveland, and 364 at Indianapolis, a total of 1,033 yards. **1986:** Started 15 games missing one with a thumb injury. Broke his own team record with 3,489 yards and completed 256 of 488 passes (52.5%) with 13 touchdowns and 26 interceptions. Finished fifth in the AFC in yards. Set a career high with 398 yards at Detroit (10/5), one of three 300-yard games, and the most by an Oilers quarterback since 1961, when George Blanda had 418 versus the New York Titans. Had 310 against Cincinnati and 304 versus the Raiders. **1987:** Started all 12 games played by

the regulars and led the Oilers into the playoffs as a wild card for the first time since 1980. Threw a then single-season best 21 touchdown passes, the most since George Blanda's 24 in 1963. Had two 300-yard games, including 310 in the season opener versus the Los Angeles Rams. Passed for 327 yards against Indianapolis. Connected with Ernest Givins for an AFC long 83-yard touchdown versus Cleveland (11/22). Was 45 of 75 (60.0%) for 537 yards with two touchdowns and three touchdowns in two postseason starts. Was 21 of 32 for 273 yards in a 23-20 overtime win versus Seattle in the AFC Wild Card game. Led team 61 yards from his own 15 for the game winning field goal.

1988: Started 11 games, missing five with a fractured shoulder blade at Indianapolis. Missed five games on injured reserve before returning to start the last 10. Did not have a 300-yard game for the first time in his career, with a season best 287 coming in the finale at Cleveland. Threw 17 touchdowns and only eight interceptions to tie for second in the AFC and fifth in the NFL with an interception-avoidance percentage of 2.7. Threw three touchdown passes, all to Drew Hill, versus Washington (10/30) and also had three versus Phoenix. Rushed for two touchdowns versus Pittsburgh (12/4). Had a streak of 98 pass attempts without an interception stopped in that game. Was 33 of 59 for 453 yards with one touchdown and four interceptions in two postseason starts. Was 16 of 26 for 213 yards in a 24-23 win at Cleveland in the wild card game. Selected to the Pro Bowl for the first time as a reserve and started the game due to an injury to Boomer Esiason and completed 13 of 20 passes for 134 yards.

1989: Started 16 games and passed for a franchise record 3,631 yards to rank second in the AFC. Threw 23 touchdowns (4th) and 14 interceptions for a quarterback rating of 88.9, which was second in the conference and fourth in the league. Selected to his second straight Pro Bowl and first as a starter. Had four 300-yard games in the regular season, including a personal best 414 yards against Cleveland in the finale, the highest total by an Oilers quarterback since 1961. Threw his 100th career touchdown pass in that game. Completed 19 of 23 passes versus Miami for a personal best 82.6%. Completed 29 of 48 passes for 315 yards with two touchdowns and no interceptions in a 26-23 overtime loss to Pittsburgh in the playoffs. Named the Travelers NFL Man of the Year for his work in the community.

1990: Started the first 15 games before being sidelined for the season finale and playoffs by a dislocated thumb. Led the NFL in yards (4,689), attempts (584), completions (362), and touchdowns (33), setting Oilers single-season records in all four categories while playing his first season in the "Run 'N Shoot" offense. Yardage total ranked sixth in NFL history. Finished second in quarterback efficiency (96.8) and was third in average per pass

play (8.03). Oilers led the league in total offense (388.9 yards per game) and were second in scoring (25.3 points per game). Was intercepted only 13 times in 584 attempts and equalled Dan Marino's 1984 NFL record with nine 300-yard games, including four straight, one off the NFL record. Threw for 527 yards, the second most in NFL history at Kansas City (12/16), completing 27 of 45 passes, including a career-long 87-yarder to Haywood Jeffries. Opened the season with 397-yard outing with four touchdowns at Atlanta. Twice threw a personal single-game high five touchdowns, versus Cincinnati (to five different receivers) and at Cleveland. Totaled 381 yards against the New York Jets, 369 yards versus the Bengals, 355 yards at San Diego (to 11 different receivers), 343 yards the Rams in Los Angeles, and 322 versus the Browns. Became the Oilers all-time passing yardage leader versus Indianapolis and topped 20,000 career yards against Cincinnati. Dislocated the thumb on his passing hand after hitting the helmet of Cincinnati's James Francis. Injury forced him out of the season's last game and the playoffs, but healed in time to allow him to play in the Pro Bowl.

1991: Started 16 games and led Houston into the playoffs for the fifth straight year and captured a division title for the first time since the Oilers won the 1967 American Football League Eastern Division. Houston won 11 games, equaling the most in franchise history. Broke his own franchise record and led the entire NFL with 4,690 passing yards, the fifth most in NFL history. Became the third quarterback with back-to-back 4,000 yards seasons, joining Dan Marino (1984-86) and Dan Fouts (1979-80). Broke Marino's record for attempts (655) and completions (404). Had six 300-yard games, including two over 400 and one at 399. Had 432 in a 26-23 overtime win over Dallas (11/10) and 423 at the New York Jets (10/13). Totaled 399 versus Cleveland (11/17). Completed all 11 overtime attempts versus the Cowboys to set a club record with 41 completions, one off Richard Todd's 1980 record of 42 in league history. Oilers led the NFL in passing (288.9 yards per game) for the second consecutive season. Made his 100th career start in the opener, a 47-17 win over the Los Angeles Raiders. Had a franchise record streak of 21 straight games with a touchdown pass end at Washington (11/3). Passed the 25,000 career yard mark versus Cincinnati (10/27). Was 55 of 76 for 596 yards, with five touchdowns and two interceptions in two postseason starts. Threw for 325 yards and three scores at Denver in the divisional playoffs.

1992: Played 11 games, starting 10, and was named to his fifth straight Pro Bowl. Missed five games with a broken arm suffered at Minnesota (11/15). Led the the AFC in passing efficiency (89.3) was second in completion percentage (career high 64.7), third in touchdowns (18), fifth in yards (2,521) and completions

(224), and sixth in attempts (346). Offense led entire NFL in passing (251.8 yards per game) for the third straight season. Had four 300-yard games, including 330 against Pittsburgh in the opener and a season-high 361 at Indianapolis. Other two were also in back-to-back games, 321 at Denver and 342 versus Cincinnati. Passed 50,000 yards for his entire career (including CFL) versus San Diego (9/27) and passed Ron Lancaster's all-leagues record of 50,535 yards at Denver (10/18). Had five touchdown passes for the third time in his career at Cincinnati (10/11). Became Oilers all-time touchdown pass leader versus the Bengals. Forced out of the Pittsburgh game (11/1) with a concussion and was limited to 70 yards versus Cleveland the next week. Passed 30,000 NFL yards at Minnesota (11/15) in just 125 games, the second fastest in league history behind Dan Marino's 115 games. Suffered an arm injury that kept him inactive for the next five games. Returned as a reserve, for the first time in the NFL, in the season finale versus Buffalo. Started the next week at Buffalo in the first round of the playoffs and set team postseason records for attempts (50), completions (36), yards (371), and touchdowns (4) in a 41-38 overtime loss. **1993:** Played 15 games, starting 14, led the Oilers into the postseason for seventh straight season and was selected for his sixth straight Pro Bowl. Missed the season finale with a broken rib. Included was a franchise record ten straight wins

passes with two touchdowns and two interceptions versus the Seahawks. Had a career-long, 35-yard run against Buffalo (10/11), the longest by an Oilers player during the season. Completed 32 of 43 passes for 306 yards, his third straight postseason game over 300 yards, in the second round of the playoffs in a 28-20 loss to Kansas City. Only Dan Fouts with four straight has more in league history. **1994:** Acquired by the Vikings from the Oilers in exchange for a fourth round 1994 draft choice. Despite the trade he passed for 4,264 yards, led the Vikings into the playoffs and was chosen to his seventh straight Pro Bowl. Started 15 games, not playing in the season-ending contest versus San Francisco because of a knee injury. Set Vikings records for yards (4,264) and completions (371). Both totals led the NFC and ranked third in the NFL. Became the first Minnesota quarterback to have six 300-yard games and tied a mark first set in 1985 by Tommy Kramer with three straight 300-yard games. Started the three-game streak with a season-high 420 yards versus New Orleans (11/6) and ended with 400 yards versus the New York Jets (11/20). In between, had 349 at New England. Completed 33 passes versus both the Saints and Jets. Streak stopped with a 286-yard outing versus Tampa Bay. Had back-to-back 300-yard games on weeks four and five with 326 versus Miami and 355 at Arizona and almost made it three straight with 299 at the New York Giants. Helped Cris Carter set an NFL record with 122 receptions and the 207 combined receptions of Carter and Jake Reed (85) set the mark for two players, breaking the old of 190 by Houston receivers Haywood Jeffries (100) and Drew Hill (90) when Moon was their quarterback. Had a streak of three straight 300-yard postseason performances snapped as he threw for 292 yards versus Chicago in the first-round of the playoffs. **1995:** Started 16 games and had his second straight 4,000-yard season and set a franchise record for touchdown passes. Appeared in his eighth consecutive Pro Bowl, a record for a quarterback. Completed a team record 377 passes to lead the NFL, was second in touchdowns (33), and was third in yards (4,228). Broke Tommy Kramer's 1981 touchdown record of 26. Now has the top two single-season passing yardage totals in franchise history. Vikings set single-season records for points scored (412) and total yards (5,938). Set another mark with 193 straight pass attempts without an interception, starting versus Green Bay (10/22) and ending at Detroit (11/23). Had four 300-yard games, including three straight in November. Totaled a season-high 384 yards at Detroit, 342 at Arizona (11/12) and 338 versus New Orleans. Had at least two touchdown passes in each of last eight games, including four in back-to-back games at Arizona and versus New Orleans. Completed 188 of 304 passes (61.8%) for 2,358 yards with 23 touchdowns and five interceptions in



Moon holds single-season passing yardage records for three different NFL franchises.

leading to a 12-win season, the most in franchise history. Threw for 3,485 yards, completing 303 of 520 passes with 21 touchdowns and 21 interceptions. Had three 300-yard games, topped by a 369-yard effort against Seattle. Completed 36 of 55

the last eight games for a rating of 104.3. Vikings averaged 31.3 points and 404.9 yards per games. Named NFL Offensive Player for the Month of November after completing 100 of 161 passes for 1,301 yards with 14 touchdowns and one interception as Vikings won four-of-five. Had at least one 50-plus yard completion in each of his last seven games. **1996:** Started eight of the first ten games, despite battling ankles injured in the opener that eventually forced him to the sidelines. Started the first game of the season versus Detroit, but was forced to the sidelines. Missed a week but returned to start five straight games, including three wins. Won his first three starts, and threw for 280 yards in a 30-21 win over Green Bay (9/22). Re-injured ankles versus Chicago (10/28) and sat out the next week versus Kansas City. Made his final start, and appearance, for Minnesota at Seattle (11/10). Finished the season completing 134 of 247 passes for 1,610 yards with seven touchdowns and nine interceptions.

CFL: Signed with the Edmonton Eskimos in 1978 and helped the Eskimos to five straight Grey Cup championships, 1978-82, in six seasons. Named Grey Cup Most Valuable Player in 1980 and 1982. Finished his career with 21,228 passing yards, completing 1,369 of 2,832 passes (57.5%) with 144 touchdowns and 77 interceptions. Twice surpassed 5,000 yards with 5,000 in 1982 and a league record 5,648 in 1983. Winner of the Schenley Award, emblematic of the CFL's Outstanding Player in 1978 throwing for 31 touchdowns. Set a CFL single-game mark with 555 yards, completing 31 of 51 passes with five touchdowns versus Montreal in 1983. Added 1,700 yards rushing on 330 attempts with 16 touchdowns. Teams posted 78-23-5 regular season record and 10-1 postseason mark.

HONORS: **1984,** *First-team All-Rookie* (Pro Football Writers, UPI, Pro Football Weekly, Football Digest). **1988,** *AFC Pro Bowl squad; Second-team All-AFC* (UPI). **1989,** *AFC Pro Bowl starter; AFC Player of the Year* (Football News); *First-team, All-AFC* (UPI); *AFC Offensive Player of Week Six* (at Chicago); *Travelers NFL Man of the Year*. **1990,** *AFC Pro Bowl starter; NFL Offensive Player of the Year* (Associated Press); *AFC Offensive Player of the Year* (UPI, Kansas City 101 Club); *AFC Most Valuable Player* (USA Today); *NFL Alumni Quarterback of the Year; First-Team All-NFL* (The Sporting News); *Second-team All-NFL* (Associated Press); *First-team All-AFC* (UPI, Pro Football Weekly, Football News); *AFC Offensive Player for the Month of November; AFC Offensive Player of the Week* (vs. Cincinnati, Cleveland, Kansas City). **1991,** *AFC Pro Bowl squad; AFC Offensive Player of Week 12* (vs. Cleveland). **1992,** *AFC Pro Bowl squad.*

1993, *AFC Pro Bowl squad; AFC Offensive Player of the Week* (vs. Cincinnati 10/24). **1994,** *NFC Pro Bowl squad; The Sporting News Offensive Player of Week four* (vs. Miami). **1995,** *NFC Pro Bowl squad; Sporting News Offensive Player of Week four* (vs. Miami). **1997,** *AFC Pro Bowl squad; Dan McGuire Award* (Pro Bowl Most Valuable Player); *NFL Player of the Week* (week 9 vs. Oakland); *AFC Offensive Player of the Week* (week 9 vs. Oakland and week 11 at San Diego).

COLLEGE: Named Pac-8 Conference Player of the Year and Rose Bowl Most Valuable Player as a senior. Led Washington to the Rose Bowl in 1977 for the first time since 1963 and engineered a 27-20 upset of Michigan. Started three seasons and completed 242 of 496 passes for 3,277 yards, with 19 touchdowns after transferring from West Los Angeles Junior College. Inducted in to the Husky Hall of Fame in 1984 and into the Rose Bowl Hall of Fame in 1997. Majored in Communications.

PERSONAL: Named NFL Man of the Year in 1989 for his work in the community. Established the Crescent Moon Foundation in 1989 to raise money for college academic scholarships in Seattle, Los Angeles, Houston, and Minneapolis-St. Paul, and currently assists over 150 students. Also works with the United Negro College Fund, United Way, the Sickle Cell Foundation, the Urban League, Ronald McDonald House, Special Olympics, March of Dimes, Muscular Dystrophy Association, Cystic Fibrosis Foundation, American Heart Association, Juvenile Diabetes, and the Cerebral Palsy Foundation. In 1988, he donated \$200,000 to build a community center to the Houston-area church he belongs to, Windsor Village United Methodist. Former Houston Mayor Kathy Whitmire declared February 21, 1988, "Warren Moon Day", and he was also named Houston Firefighter's Man of the Year in 1989, the South Texas March of Dimes "Headliner of the Year," and was voted one of Five Outstanding Houstonians. In May, 1989, he received the National Urban Coalition Superstar Award in Washington, D. C., for his work with the "Say Yes to a Youngster's Future" program. Selected to then-President George Bush's Media Advisory Committee for the 1990 Economic Summit. Has worked with TNT as a reporter during the 1995 NFL season and on NBA playoff coverage. Warren and his wife, Felicia, have four children, Joshua (7/17/82), Chelsea (12/16/83), Blair (8/22/84), and Jeffrey (1/7/88). Earned All-America honors and was the city Most Valuable Player at Hamilton High School in Los Angeles. Full name is Harold Warren Moon. Lives in Missouri City, Texas.

MOON'S NFL RECORD

Passing										
Year	Club	G/S	Att	Comp	Yds	Pct	TD	Int	LG	Sacked
1984	Houston	16/16	450	259	3338	57.6	12	14	76	47/371
1985	Houston	14/14	377	200	2709	53.1	15	19	80t	46/366
1986	Houston	15/15	488	256	3489	52.5	13	26	81t	41/332
1987	Houston	12/12	368	184	2806	50.0	21	18	83t	25/198
1988	Houston	11/11	294	160	2327	54.4	17	8	57t	12/120
1989	Houston	16/16	464	280	3631	54.4	23	14	55	35/267
1990	Houston	15/15	584	362	4689	62.0	33	13	87t	36/252
1991	Houston	16/16	655	404	4690	61.7	23	21	61t	23/174
1992	Houston	11/10	346	224	2521	64.7	18	12	72	16/105
1993	Houston	15/14	520	303	3485	58.3	21	21	80t	34/218
1994	Minnesota	15/15	601	371	4264	61.7	18	19	65t	29/235
1995	Minnesota	16/16	606	377	4228	62.2	33	14	85t	38/277
1996	Minnesota	8/8	247	134	1610	54.3	7	9	54t	19/122
1997	Seattle	15/14	528	*313	*3678	59.3	25	16	60t	30/192
HOU	TOTALS	141/139	4546	2632	33,685	57.9	196	166	87t	315/2403
MIN	TOTALS	39/39	1454	882	10,102	60.7	58	42	85t	86/634
NFL	TOTALS	195/192	6528	3827	47,465	58.6	279	224	87t	431/3229

*Seahawks Record

Rushing							
Year	Club	G/S	Att	Yds	Avg	LG	TD
1984	Houston	16/16	58	211	3.6	31	1
1985	Houston	14/14	39	130	3.3	17	0
1986	Houston	15/15	42	157	3.7	19	2
1987	Houston	12/12	34	112	3.3	20	3
1988	Houston	11/11	33	88	2.7	14	5
1989	Houston	16/16	70	268	3.8	19	4
1990	Houston	15/15	55	215	3.9	17	2
1991	Houston	16/16	33	68	2.1	12	2
1992	Houston	11/10	27	147	5.4	23	1
1993	Houston	15/14	48	145	3.0	35	1
1994	Minnesota	15/15	27	55	2.0	12	0
1995	Minnesota	16/16	33	82	2.5	16	0
1996	Minnesota	8/8	9	6	0.7	5	0
1997	Seattle	15/14	17	40	2.4	17	1
HOU	TOTALS	141/139	439	1,541	3.5	35	21
MIN	TOTALS	39/39	69	143	2.1	16	0
NFL	TOTALS	195/192	525	1,724	3.3	35	22

SINGLE GAME HIGHS

Passing

Most Attempts: 57, vs. New Orleans 11/6/94
Most Completions: 41, vs. Dallas 11/10/91 (OT)
Most Yards: 527, at Kansas City 12/16/90
Highest Completion %: 82.6, vs. Miami 10/1/89 (23-19)
Longest Completion: 87t, to Haywood Jeffires 12/16/90
Most Touchdowns: 5, Four Times (Last: vs. Oak, 10/26/97)
Most Interceptions: 5, Two Times (Last: vs. Pitt, 9/6/92)
Longest Touchdown: 87, to Haywood Jeffires 12/16/90

Rushing

Most Attempts: 10, Two Times (Last vs. Pitt, 11/28/93)
Most Yards: 47, at Washington 9/15/85
Longest Run: 35t, at Buffalo 10/11/93
Most Touchdowns: 2, at Pittsburgh 12/4/88

MOON'S POSTSEASON NFL RECORD

Year	Club	G/S	Att	Passing		Pct	TD	Int	LG	Sacked
				Comp	Yds					
1987	Houston	2/2	75	45	537	60.0	2	3	29t	2/14
1988	Houston	2/2	59	33	453	55.9	1	4	35	3/22
1989	Houston	1/1	48	29	315	60.4	2	0	32	0/0
1991	Houston	2/2	76	55	596	72.4	5	2	49	4/39
1992	Houston	1/1	50	36	371	72.0	4	2	32	4/24
1993	Houston	1/1	43	32	306	74.4	1	1	30	9/68
1994	Minnesota	1/1	52	29	292	55.8	2	2	38	2/11
1996	Minnesota	0/0	0	0	0	0.0	0	0	0	0/0
HOU TOTALS		9/9	351	230	2578	65.5	15	12	49	22/167
MIN TOTALS		1/1	52	29	292	55.8	2	2	38	2/11
NFL TOTALS		10/10	403	259	2,870	64.3	17	14	49	24/178

Year	Club	G/S	Rushing		Avg	LG	TD
			Att	Yds			
1987	Houston	2/2	9	13	1.4	7	0
1988	Houston	2/2	11	27	2.5	12	0
1989	Houston	1/1	3	12	4.0	5	0
1991	Houston	2/2	5	24	4.8	15	0
1992	Houston	1/1	2	7	3.5	5	0
1993	Houston	1/1	3	22	7.3	17	0
1994	Minnesota	1/1	2	9	4.5	9	0
1996	Minnesota	0/0	0	0	0.0	0	0
HOU TOTALS		9/9	33	105	3.2	17	0
MIN TOTALS		1/1	2	9	4.5	9	0
NFL TOTALS		10/10	35	114	3.3	17	0

POSTSEASON SINGLE GAME HIGHS

Passing

Most Attempts: 52, vs. Chicago 1/1/95
Most Completions: 36, at Buffalo 1/3/93 (OT)
Most Yards: 371, at Buffalo 1/3/93 (OT)
Highest Completion Percentage: 75.0, at Den 1/4/92
Longest Completion: 49, to H. Jeffries, at Den 1/4/92
Most Touchdowns: 4, at Buffalo 1/3/93 (OT)
Most Interceptions: 3, at Cleveland 12/24/88
Longest Touchdown: 29, to W. Drewrey, vs. Sea 1/3/88


Rushing

Most Attempts: 7, vs. Pittsburgh 12/31/89
Most Yards: 22, vs. Kansas City 1/16/94
Longest Run: 17, vs. Kansas City 1/16/94
Most Touchdowns: None

MOON'S CFL RECORD

Year	Club	G/S	A	Passing		Pct	TD	Int	LG
				C	Yds				
1978	Edmonton	16/0	173	89	1,112	57.4	5	7	56
1979	Edmonton	16/0	274	149	2,382	54.4	20	12	77
1980	Edmonton	16/0	331	181	3,127	54.7	25	11	89
1981	Edmonton	16/9	378	237	3,959	62.7	27	12	91
1982	Edmonton	16/16	562	333	5,000	59.2	36	16	58
1983	Edmonton	16/16	664	380	5,648	57.2	31	19	48
CFL TOTALS		96/41	2,382	1,369	21,228	57.5	144	77	91

Year	Club	G/S	Rushing		Avg	LG	TD
			Att	Yds			
1978	Edmonton	16/0	30	114	3.8	17	1
1979	Edmonton	16/0	56	150	2.7	17	2
1980	Edmonton	16/0	55	352	6.4	29	3
1981	Edmonton	16/9	50	298	6.0	27	3
1982	Edmonton	16/16	54	259	4.8	33	4
1983	Edmonton	16/16	85	527	6.2	25	3
CFL TOTALS		96/41	330	1,700	5.2	33	16



Warren Moon registered nine straight games with at least 250 yards passing during the 1997 season.

MOON VS. THE NFL

Team	G	Att	Com	Pct	Yds	LG	TD	Int	300
Arizona	4	151	84	55.6	1150	50t	9	4	2
Atlanta	5	194	111	57.2	1429	80t	11	6	2
Baltimore	1	19	12	63.2	140	60t	1	1	0
Buffalo	8	206	117	56.8	1528	48	7	9	2
Carolina	1	34	19	55.9	209	29	2	1	0
Chicago	8	281	168	59.8	2019	65t	9	8	2
Cincinnati	20	649	383	59.0	4902	76	37	22	4
Cleveland	19	590	336	56.9	4315	83t	25	22	5
Dallas	4	149	89	59.7	1058	57t	4	4	1
Denver	5	166	98	59.0	1255	72	9	3	2
Detroit	7	223	142	63.7	1824	85t	9	8	3
Green Bay	6	222	126	56.8	1291	44t	8	0	0
Indianapolis	8	293	184	62.8	2426	69t	124	8	5
Jacksonville	0	0	0	0.0	0	0	0	0	0
Kansas City	10	330	205	62.1	2506	87t	13	9	1
Miami	6	148	102	68.9	1236	80t	8	6	1
Minnesota	3	95	58	61.1	592	48	2	2	0
New England	4	136	76	55.9	946	65t	6	4	1
New Orleans	7	248	144	58.1	1746	77t	11	6	2
N.Y. Giants	4	142	84	59.2	1008	47	4	4	1
N.Y. Jets	5	192	125	65.1	1500	49	8	7	3
Oakland	5	182	96	52.7	1413	51	11	7	2
Philadelphia	1	46	24	52.2	262	24	0	0	0
Pittsburgh	20	621	350	56.4	4421	66t	24	9	3
St. Louis	5	193	109	56.5	1424	80t	4	9	3
San Diego	8	280	149	43.2	1910	75t	11	9	1
San Francisco	6	192	109	56.8	1359	53	14	8	1
Seattle	4	145	87	60.0	970	57t	5	6	1
Tampa Bay	6	216	132	61.1	1498	60t	7	7	1
Tennessee	2	83	55	66.3	549	49	2	2	0
Washington	3	102	53	52.0	579	33t	4	3	0
TOTALS	195	6528	3827	58.6	47465	87t	279	224	49


1984	Opponent	G/S	A	C	Yds	Pct	TD	Int	LG	Sacked
09/02	L.A. Raiders	1/1	29	12	201	41.4	2	0	51	5/45
09/09	Indianapolis	1/1	43	23	365	53.5	0	0	30	4/22
09/16	at San Diego	1/1	31	11	212	35.5	1	0	75t	3/25
09/23	at Atlanta	1/1	28	17	208	60.7	1	1	26	4/21
09/30	New Orleans	1/1	8	3	36	37.5	0	2	21	3/23
10/07	at Cincinnati	1/1	33	15	181	45.5	0	0	20	4/31
10/14	at Miami	1/1	28	19	170	67.9	1	1	28	1/14
10/21	San Francisco	1/1	33	25	356	75.8	2	2	45t	2/6
10/28	Cincinnati	1/1	18	11	196	61.1	0	2	76	3/26
11/04	at Pittsburgh	1/1	20	10	133	50.0	0	0	24	5/48
11/11	at Kansas City	1/1	26	19	180	73.1	1	0	25	5/40
11/18	N.Y. Jets	1/1	28	20	207	71.4	3	0	26	1/8
11/25	at Cleveland	1/1	20	9	84	45.0	0	2	15	4/46
12/02	Pittsburgh (OT)	1/1	45	27	303	60.0	1	3	31	0/0
12/06	at L.A. Rams	1/1	29	19	200	65.6	0	1	28	3/16
12/16	Cleveland	1/1	31	19	306	61.1	0	0	47	0/0
TOTALS		(16/16)	450	259	3338	57.6	12	14	76	47/371
1985	Opponent	G/S	A	C	Yds	Pct	TD	Int	LG	T/L
09/08	Miami	1/1	17	12	270	70.6	1	1	80t	3/41
09/15	at Washington	1/1	28	12	137	42.9	1	0	25	4/30
09/22	at Pittsburgh	1/1	18	10	92	55.6	0	1	23	3/17
09/29	Dallas	1/1	26	11	215	42.3	1	4	57t	12/82
10/06	Denver	1/1	17	8	122	47.1	1	0	67t	4/36
10/13	Cleveland	1/1	23	14	97	60.1	0	1	17	5/28
10/20	Cincinnati	1/1	31	20	266	64.5	2	0	52	0/0
10/27	at St. Louis	1/1	30	14	187	46.7	1	2	37t	2/16
11/03	Kansas City	1/1	35	24	255	68.6	2	1	24	2/14
11/10	at Buffalo	1/1	14	3	22	21.4	0	3	12	0/0
11/17	Pittsburgh	1/1	3	2	13	66.7	0	0	9	1/15
11/24	San Diego				Did Not Play (hip pointer)					
12/01	at Cincinnati				Did Not Play (hip pointer)					
12/08	N.Y. Giants	1/1	47	26	330	55.3	2	2	47	3/32
12/15	at Cleveland	1/1	48	22	339	45.8	2	2	37	4/36
12/22	at Indianapolis	1/1	40	22	364	55.0	2	2	40t	3/19
TOTALS		(14/14)	377	200	2709	53.1	15	19	80t	46/366
1986	Opponent	G/S	A	C	Yds	Pct	TD	Int	LG	T/L
09/07	at Green Bay	1/1	21	14	218	66.7	2	1	44t	0/0
09/14	Cleveland	1/1	31	22	264	71.0	1	3	28	0/0
09/21	Kansas City	1/1	40	18	229	45.0	0	2	34	7/42
09/28	Pittsburgh (OT)	1/1	42	22	237	52.4	1	1	35t	6/37
10/05	at Detroit	1/1	38	21	398	55.3	1	3	81t	0/0
10/12	Chicago	1/1	29	12	204	41.4	1	1	28	5/49
10/19	at Cincinnati	1/1	24	14	181	58.3	1	2	43	2/26
10/26	L.A. Raiders	1/1	46	18	304	39.1	0	4	46	6/51
11/02	Miami	1/1	8	5	45	62.5	0	1	10	2/20
11/09	Cincinnati	1/1	44	25	310	56.8	1	0	45	1/13
11/16	at Pittsburgh	1/1	41	22	249	53.7	1	2	33t	5/29
11/23	Indianapolis	1/1	35	22	294	62.9	3	2	35t	1/8
11/30	at Cleveland (OT)	1/1	23	5	68	21.7	0	4	24	2/19
12/07	at San Diego				Did Not Play (thumb)					
12/14	Minnesota	1/1	37	22	280	59.5	1	0	48	2/21
12/21	Buffalo	1/1	29	14	208	48.3	0	0	36	2/17
TOTALS		(15/15)	488	256	3489	52.5	13	26	81t	41/332
1987	Opponent	G/S	A	C	Yds	Pct	TD	Int	LG	T/L
09/13	L.A. Rams	1/1	43	21	310	48.8	2	2	59t	2/23
09/20	at Buffalo	1/1	27	13	142	48.1	2	1	25	1/12
09/20					Cancelled					
10/04	at Denver				Replacement Game					
10/11	at Cleveland				Replacement Game					
10/18	New England				Replacement Game					
10/25	Atlanta	1/1	34	15	242	44.1	3	2	41t	1/8
11/01	at Cincinnati	1/1	29	18	191	62.1	2	1	33	6/46
11/08	at San Francisco	1/1	36	17	198	47.2	2	3	48	1/12
11/15	at Pittsburgh	1/1	22	16	239	72.7	2	0	46	1/18

1987	Opponent	G/S	A	C	Yds	Pct	TD	Int	LG	T/L
11/22	Cleveland	1/1	23	5	193	21.7	1	3	83t	3/22
11/29	at Indianapolis	1/1	44	24	327	54.5	3	2	40t	1/9
12/06	San Diego	1/1	24	13	186	54.2	0	1	25	1/2
12/13	at New Orleans	1/1	36	16	258	44.4	1	0	50	2/14
12/20	Pittsburgh	1/1	25	12	240	48.0	2	1	52t	3/19
12/27	Cincinnati	1/1	25	14	280	56.0	1	2	53	3/13
TOTALS		(12/12)	368	184	2806	50.0	21	18	83t	25/198
Playoffs										
01/03	Seattle (OT)	1/1	32	21	273	65.6	1	1	29t	2/14
01/10	at Denver	1/1	43	24	264	55.8	1	2	24	0/0
TOTALS		(2/2)	75	45	537	60.0	2	3	29t	2/14
1988										
09/04	at Indianapolis (OT)	1/1	15	11	137	73.3	0	0	55	2/22
09/11	L.A. Raiders				Injured Reserve (shoulder)					
09/18	at N.Y. Jets				Injured Reserve (shoulder)					
09/25	New England				Injured Reserve (shoulder)					
10/02	at Philadelphia				Injured Reserve (shoulder)					
10/09	Kansas City				Injured Reserve (shoulder)					
10/16	at Pittsburgh	1/1	19	11	174	57.9	2	0	43t	0/0
10/23	at Cincinnati	1/1	32	13	158	40.6	2	2	23	4/57
10/30	Washington	1/1	30	16	192	53.3	3	1	33t	1/8
11/07	Cleveland	1/1	17	11	182	64.7	1	0	42	0/0
11/13	at Seattle	1/1	22	13	182	59.1	1	1	57t	0/0
11/20	Phoenix	1/1	31	17	266	54.8	3	0	50t	1/5
11/24	at Dallas	1/1	29	15	226	51.7	1	0	33	2/16
12/04	Pittsburgh	1/1	39	19	269	48.7	1	3	29	0/0
12/11	Cincinnati	1/1	25	14	254	56.0	2	1	42	1/5
12/18	at Cleveland	1/1	35	20	287	57.1	1	0	31	1/7
TOTALS		(11/11)	294	160	2327	54.4	17	8	57t	12/120
Playoffs										
12/24	at Cleveland	1/1	26	16	213	61.5	1	3	35	1/8
01/01	Buffalo	1/1	33	17	240	51.5	0	1	29	2/14
TOTALS		(2/2)	59	33	453	55.9	1	4	35	3/22
1989										
09/10	at Minnesota	1/1	20	8	69	40.0	0	1	23	7/44
09/17	at San Diego	1/1	35	21	235	60.0	2	0	27	0/0
09/24	Buffalo (OT)	1/1	42	28	338	66.7	1	2	48	3/27
10/01	Miami	1/1	23	19	254	82.6	2	0	42	2/13
10/08	at New England	1/1	29	14	227	48.3	1	2	48	3/25
10/15	at Chicago	1/1	26	16	317	61.5	2	2	47	0/0
10/22	Pittsburgh	1/1	29	17	229	58.6	3	0	51t	0/0
10/29	at Cleveland	1/1	25	15	241	60.0	1	0	55	3/31
11/05	Detroit	1/1	38	30	345	78.9	2	1	32	0/0
11/13	Cincinnati	1/1	33	17	198	51.5	1	1	36	2/23
11/19	L.A. Raiders	1/1	30	20	249	66.7	2	1	42	0/0
11/26	at Kansas City	1/1	20	8	99	40.0	0	1	26	4/28
12/03	at Pittsburgh	1/1	20	12	171	60.0	2	0	37	3/27
12/10	Tampa Bay	1/1	23	14	149	60.9	2	0	23	0/0
12/17	at Cincinnati	1/1	20	9	96	45.0	0	2	16	3/16
12/23	Cleveland	1/1	51	32	414	62.7	2	1	37	5/33
TOTALS		(16/16)	464	280	3631	54.4	23	14	55	35/267
Playoffs										
12/31	Pittsburgh (OT)	1/1	48	29	315	60.4	2	0	32	0/0
TOTALS		1/1	48	29	315	60.4	2	0	32	0/0
1990										
09/09	at Atlanta	1/1	52	31	397	59.6	4	2	80t	2/8
09/16	at Pittsburgh	1/1	48	24	284	50.0	0	4	24	4/26
09/23	Indianapolis	1/1	39	29	308	74.4	3	1	28	1/5
09/30	at San Diego	1/1	46	27	355	58.7	2	1	31	3/26
10/07	San Francisco	1/1	33	18	191	54.5	2	0	30t	3/21
10/14	Cincinnati	1/1	33	21	369	63.6	5	1	42t	0/0
10/21	New Orleans	1/1	37	23	202	62.2	1	0	19	0/0
10/28	N.Y. Jets	1/1	43	30	381	69.8	1	0	31	5/38
11/04	at L.A. Rams	1/1	43	26	343	60.5	1	2	47	1/10

1990	Opponent	G/S	A	C	Yds	Pct	TD	Int	LG	T/L
11/11	BYE									
11/18	at Cleveland	1/1	32	24	322	75.0	5	0	46t	5/38
11/26	Buffalo	1/1	22	16	300	72.7	2	0	43	3/17
12/02	at Seattle (OT)	1/1	38	24	232	63.2	1	1	20	2/12
12/09	Cleveland	1/1	25	17	190	68.0	2	0	24	2/11
12/16	at Kansas City	1/1	45	27	+527	60.0	3	0	87t	3/22
12/23	at Cincinnati	1/1	48	25	288	52.1	1	1	34	2/18
12/30	Pittsburgh				Did Not Play (thumb)					
TOTALS		(15/15)	584	362	4689	62.0	33	13	87t	36/252
Playoffs										
01/06	at Cincinnati				Did Not Play (thumb)					
+ 2nd in NFL history										
1991	Opponent	G/S	A	C	Yds	Pct	TD	Int	LG	T/L
09/01	L.A. Raiders	1/1	33	18	250	54.5	2	0	33	2/19
09/08	at Cincinnati	1/1	37	22	315	59.5	1	1	42	0/0
09/16	Kansas City	1/1	38	29	233	76.3	1	0	19	1/6
09/22	at New England	1/1	44	20	268	45.5	2	2	40	0/0
9/29	BYE									
10/06	Denver	1/1	31	19	334	61.3	2	1	49	1/7
10/13	at N.Y. Jets	1/1	50	35	423	70.0	2	2	37t	1/14
10/20	at Miami	1/1	35	21	171	60.0	1	3	21	1/9
10/27	Cincinnati	1/1	37	24	289	64.9	3	2	61t	1/5
11/03	at Washington (OT)	1/1	44	25	250	56.8	0	2	23	1/8
11/10	Dallas (OT)	1/1	56	41	432	73.2	0	0	28	2/7
11/17	Cleveland	1/1	44	31	399	70.5	3	1	42	1/4
11/24	at Pittsburgh	1/1	48	24	324	50.0	2	5	35	2/17
12/02	Philadelphia	1/1	46	24	262	52.2	0	0	24	4/36
12/08	Pittsburgh	1/1	36	23	254	63.9	1	1	22	3/25
12/15	at Cleveland	1/1	40	26	250	65.0	2	1	44	1/3
12/21	N.Y. Giants	1/1	36	22	236	61.1	1	0	23	2/14
TOTALS		(16/16)	+655	+404	4690	61.7	23	21	61t	23/174
Playoffs										
12/29	N.Y. Jets	1/1	40	28	271	70.0	2	1	35	4/39
01/04	at Denver	1/1	36	27	325	75.0	3	1	49	0/0
TOTALS		(2/2)	76	55	596	72.4	5	2	49	4/39
+ completions are 1st for a single season in NFL history, attempts are 3rd										
1992	Opponent	G/S	A	C	Yds	Pct	TD	Int	LG	T/L
09/06	Pittsburgh	1/1	45	29	330	64.4	2	5	47	0/0
09/13	at Indianapolis	1/1	39	29	361	74.4	2	0	69t	2/11
09/20	Kansas City (OT)	1/1	28	19	279	67.9	2	2	31	2/14
09/27	San Diego	1/1	28	17	175	60.7	1	0	33	0/0
10/04	BYE									
10/11	at Cincinnati	1/1	32	21	216	65.6	5	2	27	0/0
10/18	at Denver	1/1	39	23	321	59.0	2	1	72	4/23
10/25	Cincinnati	1/1	40	27	342	67.5	2	1	47	2/10
11/01	at Pittsburgh	1/1	19	13	104	68.4	0	0	17	1/6
11/08	Cleveland	1/1	25	12	70	48.0	0	0	20	0/0
11/15	at Minnesota	1/1	38	28	243	73.7	1	1	19	5/41
11/22	at Miami				Inactive (arm)					
11/26	at Detroit				Inactive (arm)					
12/07	Chicago				Inactive (arm)					
12/13	Green Bay				Inactive (arm)					
12/20	at Cleveland				Inactive (arm)					
12/27	Buffalo	1/0	13	6	80	46.2	1	0	21	0/0
TOTALS		(11/10)	346	224	2521	64.7	18	12	72	16/105
Playoffs										
01/03	at Buffalo (OT)	1/1	50	36	371	72.0	4	2	32	4/24
1993	Opponent	G/S	A	C	Yds	Pct	TD	Int	LG	T/L
09/05	at New Orleans	1/1	32	21	241	65.6	1	1	41	3/28
09/12	Kansas City	1/1	35	22	204	62.9	1	1	31	2/14
09/19	at San Diego	1/1	37	19	199	51.4	1	4	25	3/18
09/26	L.A. Rams	1/1	42	19	310	45.2	1	2	80t	4/22
10/03	BYE									
10/11	at Buffalo	1/1	25	16	177	64.0	1	3	26	3/21
10/17	at New England	1/0	21	16	102	76.2	2	0	17	1/6

1993	Opponent	G/S	A	C	Yds	Pct	TD	Int	LG	T/L
10/24	Cincinnati	1/1	34	24	253	70.6	2	1	21	1/9
10/31	BYE									
11/07	Seattle	1/1	55	36	369	65.5	2	2	36	3/22
11/14	at Cincinnati	1/1	31	23	225	74.2	4	0	21t	1/3
11/21	at Cleveland	1/1	40	19	187	47.5	1	2	29	1/5
11/28	Pittsburgh	1/1	34	21	295	61.8	1	1	66t	3/29
12/05	Atlanta	1/1	42	24	342	57.1	1	0	42	2/6
12/12	Cleveland	1/1	28	13	155	46.4	1	1	27	4/26
12/19	at Pittsburgh	1/1	38	19	268	50.0	1	0	38t	1/2
12/25	at San Francisco	1/1	26	11	158	42.3	1	3	44	2/7
01/02	N.Y. Jets		Did Not Play (rib)							
TOTAL		(15/14)	520	303	3485	58.3	21	21	80t	34/218
Playoffs										
01/16	Kansas City	1/1	43	32	306	74.4	1	1	30	9/68
1994	Opponent	G/S	A	C	Yds	Pct	TD	Int	LG	T/L
09/04	at Green Bay	1/1	37	20	166	54.1	0	3	25	3/20
09/11	Detroit	1/1	35	22	221	62.9	1	1	30t	2/18
09/18	at Chicago	1/1	29	22	236	75.9	1	1	21	0/0
09/25	Miami	1/1	37	26	326	70.3	3	0	44t	2/15
10/02	at Arizona	1/1	47	29	355	61.7	1	2	34	1/15
10/10	at N.Y. Giants	1/1	34	23	299	67.6	1	1	45	1/7
10/16	BYE									
10/20	Green Bay (OT)	1/1	50	31	271	62.0	0	2	23	4/41
10/30	at Tampa Bay	1/1	33	19	182	57.6	1	1	22	0/0
11/06	New Orleans	1/1	57	33	420	57.9	3	1	59	3/10
11/13	at New England (OT)	1/1	42	26	349	61.9	1	0	65t	1/10
11/20	N.Y. Jets	1/1	50	33	400	66.0	2	4	49	3/26
11/27	Tampa Bay (OT)	1/1	46	24	286	52.2	1	1	40t	5/40
12/01	Chicago (OT)	1/1	48	27	306	56.3	2	1	65t	3/21
12/11	at Buffalo	1/1	34	21	261	61.8	0	0	36	0/0
12/17	at Detroit	1/1	22	15	186	68.2	1	1	40	1/12
12/26	San Francisco		Did Not Play (knee)							
TOTAL		(15/15)	601	371	4264	61.7	18	19	65t	29/235
Playoffs										
01/01	Chicago	1/1	52	29	292	55.8	2	2	38	2/11
1995	Opponent	G/S	A	C	Yds	Pct	TD	Int	LG	T/L
09/03	Chicago	1/1	37	26	247	70.3	1	1	34	3/17
09/10	Detroit	1/1	29	19	233	65.5	1	0	85t	2/8
09/17	Dallas (OT)	1/1	38	22	185	57.9	2	0	29	3/25
09/24	at Pittsburgh	1/1	30	17	213	56.7	2	2	41	1/5
10/01	BYE									
10/08	Houston (OT)	1/1	43	28	289	65.1	2	2	49	1/8
10/15	at Tampa Bay (OT)	1/1	48	33	332	68.8	1	2	33	0/0
10/22	at Green Bay	1/1	35	16	119	45.7	1	2	18	3/43
10/30	Chicago	1/1	42	28	252	66.7	0	0	19	4/25
11/05	Green Bay	1/1	39	21	237	53.8	3	0	28	2/12
11/12	at Arizona (OT)	1/1	43	24	342	55.8	4	0	50t	5/40
11/19	New Orleans	1/1	32	25	338	78.1	4	0	77t	2/10
11/23	at Detroit	1/1	47	30	384	63.8	3	2	55t	4/33
12/03	Tampa Bay	1/1	32	20	272	62.5	2	2	60t	1/1
12/09	Cleveland	1/1	29	20	267	69.0	2	1	52	1/6
12/18	at San Francisco	1/1	39	22	224	56.4	3	0	53	5/35
12/24	at Cincinnati	1/1	43	26	294	60.5	2	0	51t	1/9
TOTALS		(16/16)	606	377	4228	62.2	33	14	85t	38/277
1996	Opponent	G/S	A	C	Yds	Pct	TD	Int	LG	T/L
09/01	Detroit	1/1	14	5	57	35.7	0	0	28	3/24
09/08	at Atlanta		Did Not Play (ankles)							
09/15	at Chicago	1/1	44	22	239	50.0	1	1	30	0/0
09/22	Green Bay	1/1	40	24	280	60.0	2	2	35	2/17
09/29	at N.Y. Giants	1/1	25	13	143	52.0	0	1	23	2/3
10/06	Carolina	1/1	34	19	209	55.9	2	1	29	4/17
10/13	at Tampa Bay	1/1	34	22	277	64.7	0	1	31	3/22
10/20	BYE									
10/28	Chicago	1/1	26	15	218	57.7	1	1	54t	4/29
11/03	Kansas City		Did Not Play (ankles)							

1996	Opponent	G/S	A	C	Yds	Pct	TD	Int	LG	T/L
11/10	at Seattle	1/1	30	14	187	46.7	1	2	40	1/10
11/17	at Oakland (OT)		Did Not Play (ankles)							
11/24	Denver		Did Not Play (ankles)							
12/01	Arizona		Did Not Play (ankles)							
12/08	at Detroit		Did Not Play (ankles)							
12/15	Tampa Bay		Did Not Play (ankles)							
12/22	at Green Bay		Did Not Play (ankles)							
TOTALS		(8/8)	247	134	1610	54.3	7	9	54t	19/122
Playoffs										
12/28	at Dallas		Did Not Play							
1997	Opponent	G/S	A	C	Yds	Pct	TD	Int	LG	T/L
08/31	N.Y. Jets	1/0	21	7	89	33.3	0	1	19	0/0
09/07	Denver	1/1	33	20	222	60.6	1	1	29	1/2
09/14	at Indianapolis	1/1	38	24	270	63.2	1	1	22	1/0
09/21	San Diego	1/1	34	17	253	50.0	2	2	53	1/2
09/28	at Kansas City (ot)	1/1	26	19	252	73.1	2	1	54	3/32
10/05	Tennessee	1/1	40	27	260	67.5	0	0	26	2/22
10/12	BYE									
10/19	at St. Louis	1/1	36	24	261	66.7	2	1	34	1/10
10/26	Oakland	1/1	44	28	409	63.6	5	2	45	0/0
11/02	at Denver	1/1	46	28	256	60.9	3	0	21	2/11
11/09	at San Diego	1/1	45	24	295	53.3	2	1	40	2/14
11/16	at New Orleans (ot)	1/1	46	23	251	50.0	1	2	34	3/22
11/23	Kansas City	1/1	37	20	248	54.1	1	1	34	5/25
11/30	Atlanta	1/1	38	24	240	63.2	2	1	25	3/12
12/07	at Baltimore	1/1	19	12	140	63.2	1	1	60t	3/23
12/14	at Oakland		Did not play (ribs)							
12/21	San Francisco	1/1	25	16	232	64.0	4	0	37t	3/17
TOTALS		(15/14)	528	313	3678	59.3	25	16	60t	30/192
HOU TOTALS		(141/139)	4546	2632	33685	57.9	196	166	87t	315/2403
MIN TOTALS		(39/39)	1454	882	10102	60.7	58	42	85t	86/634
NFL TOTALS		(195/192)	6528	3827	47465	58.6	279	224	87t	431/3229



Moon passed for 409 yards and five touchdowns in a 45-34, victory over the Oakland Raiders on October 26.



RIDDICK PARKER DT

Height: 6-3
College: North Carolina
NFL Experience: 2nd Year
Seahawks Experience: 2nd Year
How Acquired: Free Agent (1996)
1997 Games Played/Started: 11/0
Career Games Played/Started: 11/0
Birthdate: October 11, 1970
Birthplace: Emporia, Va.

76

1997: Saw action on special teams and as a back-up defensive tackle in 11 games. Recorded a tackle for loss at Kansas City (9/28) when he replaced Cortez Kennedy who left the game with a knee injury.

PRO: 1996: Spent the entire season on the practice squad after signing as a free agent on July 8. Played the 1996 World League season with the Rhein Fire and was credited with 11 tackles.

1995: Went to camp with the San Diego Chargers after signing as a free agent on April 28. Was waived on August 22.

COLLEGE: Four-year letterman. Started all 11 regular season and one postseason game as a senior at defensive tackle. Credited with 41 tackles, four tackles for loss, and two sacks. Finished his career with 96 tackles, eight tackles for loss, and five sacks. Played in 10 games as a true freshman tackle in 1990 and 11 in 1991 at nose tackle. Redshirted in 1992. Majored in History.

PERSONAL: Two-way All-District lineman at Southampton High School in Courtland, Virginia. Lineman of the Year as a senior. Also lettered in track. Lives in Chapel Hill, NC.


PARKER'S NFL RECORD

Club	G/S	Tackles			Defense			Interceptions			TD	PD	FF	FR
		Tkl	So	Ast	QB	Yds	No	Yds	Avg	LG				
1997 Seattle	11/0	3	2	1	0.0	0	0	0	0.0	0	0	0	0	0
NFL TOTALS	11/0	3	2	1	0.0	0	10	0	0.0	0	0	0	0	0

SINGLE GAME HIGHS

Tackles: 1, 3 Times (Last: vs. San Francisco 12/21)
Sacks: None
Interceptions: None

Forced Fumbles: None
Fumble Recoveries: None



TODD PETERSON K

Height: 5-10
College: Georgia
NFL Experience: 4th Year
Seahawks Experience: 4th Year
How Acquired: Free Agent (1994)
1997 Games Played/Started: 16/0
Career Games Played/Started: 50/0
Birthdate: February 4, 1970
Birthplace: Washington, DC


2

1997: Recorded a franchise record third consecutive 100-plus point season, with 103. Successful on 13 straight field goal attempts by hitting his first five of the season, dating back to December 8, 1996

versus Buffalo. Streak snapped when he missed a career-long 58 yard attempt as time expired in regulation at Kansas City (9/28). Tied a career-high with four field goals versus Oakland (9/26) and

added four PATs for 15 points.

PRO: Originally drafted by the New York Giants on the seventh round in 1993. Tried-out with 13 teams in 28 months before signing with the Seahawks on January 17, 1995. Has scored 103, 109 and 111 points in three seasons with the Seahawks. The only kicker in team history with three consecutive 100+ point seasons. Ranks first in career field goal percentage at 81.1, hitting on 73 of 90 attempts during his three seasons with Seattle. Ranks third with 73 career field goals made. Holds the team mark with a streak of 14 straight field goals without a miss between the 1995 and '96 seasons. Has not missed a career PAT attempt, having hit 108 straight, including 104 consecutive with the Seahawks. Has four games with a career-high four field goals. **1993:** Seventh-round draft choice of the New York Giants. Was waived on August 25. Spent one week (Nov. 30) on the practice squad of the New England Patriots. **1994:** Signed with the Atlanta Falcons as a free agent on May 2, and was



Peterson had a string of 13 consecutive field goals from 1996-97.

waived on August 29. Signed with the Arizona Cardinals as a free agent on October 12, and played in two games, at Washington and versus Dallas. Booted a 29-yard field goal with 4:56 left in overtime for a 19-16 win at Washington on October 16. Scored 10 points on 4 of 4 PATs and 2 of 4 field goals before being waived on October 24. **1995:** Won the kicking job in the preseason after signing as a free agent and proceeded to lead the team in scoring with 109 points. Missed by one point of breaking the single season record of 110 set in 1984. Connected on 40 of 40 PATs and 23 of 28 field goals. Made his last 11 field goal attempts, equaling the third longest streak in team history, and 15 of 16, with the only miss from 52 yards. Was 17 of 19 in the Kingdom, including his last 15. Four of those successes came in a 26-14 win over Philadelphia, earning him AFC Special Teams Player of the Week. Kicking made the difference in three other wins. Was 3 of 3 against the New York Giants in a 30-28 win, including the game-winning

32-yarder with 1:27 left, and at Washington in a 27-20 win. A 38-yarder was the difference in a 24-21 win over Cincinnati.

Four of five misses came from beyond 43 yards with two from 52 and 53 yards. Attempted and made six PATs at Jacksonville and was five of five in the second Oakland game. Averaged 65.3 yards on each of his 74 kickoffs with eight touchbacks and nine others that reached the end zone. Signed as a free agent on January 17.

1996: Scored a franchise record 111 points on 27 of 27 PATs and 28 of 34 field goals. Broke Norm Johnson's 1984 record of 110 points and also broke John Kasay's 1991 record of 25 field goals. Joined Johnson (1983-84) as the only kickers in franchise history with back-to-back 100-point seasons. Was 4 of 4 on field goals versus San Diego and 4 of 5 versus Buffalo and had three against both Houston and at Detroit. Made his first three attempts to record a team record streak of 14 straight over the 1995 and 1996 seasons. Kicked a career-best 54-yarder versus Minnesota and had a 52-yarder at the halftime gun at Oakland. Was 9 of 10 on the road, including a perfect 6 of 6 outdoors. Seahawks NFL Man of the Year nominee for his work in the community.

HONORS: **1995,** AFC Special Teams Player of Week 14 (vs. Philadelphia). **1996,** Seahawks' NFL Man of the Year nominee, **1997,** Seahawks' Byron "Whizzer" White Award nominee.

COLLEGE: Played last two seasons at the University of Georgia after playing his first two at the United States Naval Academy. Finished his career with 135 points on 19 of 27 field goals and 78 of 80 point after touchdowns. Was 13 of 16 on field goals and 41 of 42 on PATs for 80 points as a senior. First-team Academic All-America as a senior. Graduated with a degree in Finance and has been accepted to the University of Georgia School of Law.

PERSONAL: Played his senior season at Valdosta High School in Valdosta, Georgia, after attending The Walwood School in Valdosta, where he lettered in football, basketball, baseball, and track. Scored 84 points as a senior on 10 of 14 field goals and 54 of 55 PATs. Had a long field goal of 48 yards. Todd and his wife, Susan (5/14/94), devote much of their time to Young Life, a Christian youth outreach where Susan works. Is also on the advisory committee for the 1997 Seattle/King County Leadership Prayer Breakfast. Makes a donation to the Camp Fire Boys and Girls Clubs and Young Life for each field goal made and hosts a football camp to benefit Camp Fire. They live in Issaquah, Wa.

Young Life
Todd and his wife, Susan, are very active in Young Life, a Christian Youth Outreach program.

PETERSON'S NFL RECORD

	Club	G/S	PAT-Att	Kicking		FG-Att	1-19	20-29	30-39	40-49	50+ FG %	LG	Pts
				Practice Squad	1-19								
1993	New England			Practice Squad									
1994	Arizona	2/0	4-4		2-4	0-0	1-1	1-1	0-2	0-0	50.0	35	10
1995	Seattle	16/0	40-40		23-28	1-1	5-5	9-10	8-10	0-2	82.1	49	109
1996	Seattle	16/0	27-27		28-34	0-0	11-13	7-7	8-11	2-3	82.4	54	110
1997	Seattle	16/0	37-37		22-28	0-0	9-9	7-9	5-7	1-2	78.6	52	103
NFL TOTALS		50/0	108-108		75-94	1-1	26-28	24-27	21-30	3-7	79.8	54	332


	Club	Indoors	In %	Miscellaneous		Home	Home %	Road	Road %
				Outdoors	Out %				
1993	New England	Practice Squad							
1994	Arizona	0-0	00.0	2-4	50.0	0-0	00.0	2-4	50.0
1995	Seattle	17-19	89.5	6-9	66.7	17-19	89.5	6-9	66.7
1996	Seattle	22-28	78.6	6-6	100.0	19-24	79.2	9-10	90.0
1997	Seattle	13-16	81.3	9-12	75.0	10-11	90.9	12-17	70.6
NFL TOTALS		52-63	82.5	23-31	74.2	46-54	85.2	29-40	72.5

SINGLE GAME HIGHS

Kicking

Most FGs Att.: 5, 2 Times (Last: vs. Buffalo 12/8/96)
Most FGs Made: 4, 3 Times (Last: vs. Buffalo 12/8/96)
Longest FG Attempted: 54, vs. Minnesota 11/10/96

Longest FG Made: 54, vs. Minnesota 11/10/96
Most PATs Attempted: 6, at Jacksonville 11/12/95
Most PATs Made: 6, at Jacksonville 11/12/95



MIKE PRITCHARD WR

Height: 5-10 **Weight:** 193
College: Colorado
NFL Experience: 8th Year
Seahawks Experience: 3rd Year
How Acquired: Free Agent (1994)
1997 Games Played/Started: 16/15
Career Games Played/Started: 97/73
Birthdate: October 25, 1969
Birthplace: Shaw AFB, S.C.

85

1997: Started 15 games and finished second on the team behind Joey Galloway (72) with 64 receptions and a career-high 843 yards receiving. Led the team in receptions in three games, including a season-high seven versus San Diego (9/21) and versus Tennessee (10/5). Totaled 11 receptions for 188 yards and one touchdown on the season's final two weekends. Caught a career-long 61-yard pass from Jon Kitna at Oakland (12/14). Rushed one time for 14 yards at Kansas City (9/28).

PRO: Played his first three seasons with the Atlanta Falcons after being the Falcons first-round draft choice in 1990. Was the 13th player chosen. Caught 201 passes for 2,187 yards and 14 touchdowns with Atlanta. His 201 receptions over his first three years ranked fifth in NFL history. Joined

the Broncos in a draft day trade in 1994. Denver sent 1995 first round and 1994 third round choices to Atlanta for Pritchard and a 1995 seventh round pick. **1991:** Played 16 games with 11 starts. Consensus all-rookie choice after catching 50 passes for 624 yards with two touchdowns. Only one other rookie wide receiver caught more passes. Had nine receptions for 82 yards against the Minnesota Vikings. **1992:** Played 16 games starting 15. Second in receiving yards with 827 yards on 77 receptions. Receptions total was the fifth highest in a single season in Atlanta history. Had nine receptions for 105 yards versus Dallas, his first career 100-yard game. **1993:** Caught 74 passes for 736 yards with a career high seven touchdowns. Had 10 receptions for 97 yards in the season opener against

Detroit. **1994:** Played three games, before missing the next five games on the inactive list and the last eight on injured reserve with a lacerated kidney suffered in practice on September 23. Had to endure six months of complete rest. Caught 19 passes for 271 yards and one touchdown in those three games. Had five receptions for 119 yards in his Denver debut against San Diego. Caught a 50-yard touchdown pass 2:39 into that game. Followed with nine receptions for 100 yards against the New York Jets. **1995:** Played 15 games, starting 13. Did not play against Kansas City. Caught 33 passes for 441 yards and three touchdowns. Rushed six for 17 yards. Twice caught five passes in a single game, including for 74 yards in the season finale at Oakland. **1996:** Played 16 games, starting five. Used primarily as the third receiver. Caught 21 passes for 328 yards, a 15.6 yard average, and one touchdown. Caught at least one pass in 12 of 16 games, with a single-game best three twice. Made a diving left-handed 44-yard reception versus Houston to set up a field goal. Scored his touchdown on an eight-yard reception at Denver. Signed as a free agent on June 20 after being waived by the Denver Broncos.

HONORS: **1991,** *First-team All-Rookie (Pro Football Weekly, Football News, Football Digest).*

COLLEGE: Played tailback, wingback, wide receiver as well as kick returner at Colorado. Strictly a wide receiver as a senior. Saw action the previous two years at wingback and lettered as a freshman reserve running back. Caught 28 passes for a school record 680 yards in 1990 earning first-team All-Big Eight honors. Second with 445 rushing yards. Averaged 123.1 all-purpose yards per game. Accounted for 284 all-purpose yards, including 217 rushing, versus Tennessee in the

Disneyland Pigskin Classic. Rushing total ranked sixth in school history. Most Valuable Player on National Championship squad. Finished his career with 51 receptions for 1,302 yards and 10 touchdowns. Added 609 rushing yards on 57 carries and five touchdowns.

Returned 30 kickoffs for a 23.1 yard average. Averaged 18.8 yards every time he touched the ball. Member of the "Academic Starters" which rewarded those athlete with high grade point averages. Majored in Economics.

PERSONAL: Gatorade Circle of Champions National Player of the Year as a senior at Rancho High School in Las Vegas, Nevada. Rushed for 1,213 yards and 17 touchdowns. had 1,108 yards and 15 scores as a junior. Also lettered in track in the 100 meters and long jump. Co-founder of L.E.A.P. (Literary Enhancement and Promotion, Inc.) with former NBA player Jay Humphries, that stresses the importance of reading to inner-city youth in Denver. L.E.A.P. received NFL Charities grants in both 1995 and 1996. Returned to finish his degree at the University of Colorado in 1998. Married to Luisa on February 14, 1998. Mike and his wife, Luisa (2/14/98) live in Las Vegas, Nevada.

**LEAP
of
FAITH**
*Pritchard is a
co-founder of
Literary
Enhancement
and Promotion,
Inc. which
stresses the
importance of
reading to
inner-city
youth.*

PRITCHARD'S NFL RECORD

Club	G/S	Receiving			LG	TD
		No	Yds	Avg		
1991 Atlanta	16/11	50	624	12.5	29	2
1992 Atlanta	16/15	77	827	10.7	38	5
1993 Atlanta	15/14	74	736	9.9	34	7
1994 Denver	3/0	19	271	14.3	50	1
1995 Denver	15/13	33	441	13.4	45	3
1996 Seattle	16/5	21	328	15.6	44	1
1997 Seattle	16/15	64	843	13.2	61	2
NFL TOTALS	97/73	338	4,070	12.0	61	21

SINGLE GAME HIGHS

Receiving

Most Receptions: 10, at Detroit 9/5/93

Most Yards: 105, vs. Dallas 12/21/92

Longest Reception: 61, at Oakland 12/14/97


Most Touchdowns: 2, vs. Dallas 11/21/93

Longest Touchdown: 50, San Diego 9/4/94 (TD)

ADDITIONAL STATISTICS

Kickoff Returns: 1991 (Atlanta) - 1 attempt for 18 yards.

Rushing: 1992 (Atlanta) - 5 atts., 37 yds, 22 LG, 0 TDs; 1993 (Atlanta) - 2 atts., 4 yds., 4 LG, 0 TDs; 1995 (Denver) - 6 atts., 17 yds., 9 LG, 0 TDs; 1996 (Seattle) - 2 atts., 13 yds., 7 LG, 0 TDs; 1997 (Seattle) - 1 att., 14 yds., 0 TDs; **Career** - 16 atts., 85 yds., 5.3 avg., 22 LG, 0 TDs.



REGGIE RUSK

CB

Height: 5-10

Weight: 190

College: Kentucky

NFL Experience: 2nd Year

Seahawks Experience: 2nd Year

How Acquired: Free Agent (1997)

1997 Games Played/Started: 6/0

Career Games Played/Started: 7/0

Birthdate: October 19, 1972

Birthplace: Texas City, Tx.

21

1997: Played the first four games of the season for the Tampa Bay Buccaneers as a reserve cornerback and special teams performer. Collected six tackles on defense and four on special teams for the Buccaneers. Waived by Tampa Bay (9/27) and signed to their practice squad on (9/30). Signed by the Seahawks off Tampa Bay's practice squad (12/5). Played in the final two games of the season for Seattle, contributing three special teams tackles.

PRO: Drafted in the seventh-round (221st overall) of the 1996 draft by Tampa Bay. **1996:** Spent the first four games on Tampa Bay's practice squad. Signed to their active roster before playing on special teams versus Detroit on September 29. Returned to the practice squad on October 3, for the remainder of the season. Re-signed to the Bucs active roster following the season.

COLLEGE: Attended the City College of San Francisco before transferring to Kentucky. Finished his Wildcat career with 141 tackles, one interception,

one sack, three passes defended, a forced fumble and a fumble recovery. Football News first-team All-Southeastern Conference as a senior and second-team choice by Associated Press and the SEC coaches. Named team's Most Valuable Senior. Started all 11 games at free safety and was second on the team in tackles with 108. Played 11 games as a reserve free safety in his junior year. Named Golden Gate Conference Player of the Year as a sophomore in junior college. Also earned first-year All-America and first-team all-conference honors. Had 112 tackles, 10 sacks, and four interceptions as a sophomore. Returned a punt for a touchdown in the J.C. championship game. First-team all-conference as a freshman. Majored in telecommunications.

PERSONAL: Lettered in football, basketball, and track at Texas City High School. Team captain and Most Valuable Player in football as a senior.

RUSK'S NFL RECORD

Club	G/S	Tackles			Defense		Interceptions				LG	TD	PD	FF	FR
		Tkl	So	Ast	QB	Yds	No	Yds	Avg						
1996 Tampa Bay	1/0	0	0	0	0.0	0	0	0	0.0	0	0	0	0	0	0
1997 Tampa Bay	4/0	6	3	3	0.0	0	0	0	0.0	0	0	0	0	0	0
Seattle	2/0	0	0	0	0.0	0	0	0	0.0	0	0	0	0	0	0
NFL TOTALS	7/0	6	3	3	0.0	0	0	0	0.0	0	0	0	0	0	0

ADDITIONAL STATISTICS

Special Teams Tackles: 1996 (Tampa Bay) - 0; 1997 (Tampa Bay) - 4; 1997 (Seattle) - 3; **Career** - 7.



DAN SALEAUMUA DT

Height: 6-0

Weight: 315

College: Arizona State

NFL Experience: 12th Year

Seahawks Experience: 2nd Year

How Acquired: Free Agent (1997)

1997 Games Played/Started: 16/9

Career Games Played/Started: 166/126

Birthdate: November 25, 1964

Birthplace: San Diego, Ca.

97

1997: Played in 16 games with nine starts at defensive tackle, after signing as a free agent (8/6). Rotated into the defensive line with Cortez Kennedy and Sam Adams. Replaced Kennedy (knee) in the second half at San Diego (9/21). Replaced Kennedy (fibula) in the first quarter at San Diego (11/9). Went on to start the final six games at right defensive tackle. Recorded two sacks, one for a safety, an additional tackle for loss, and forced and recovered a fumble at Baltimore (12/7).

PRO: A veteran defensive tackle who has totaled 600 tackles, 36.5 sacks and 18 fumble recoveries in his career. Played eight seasons with the Kansas City Chiefs (1989-1996) after originally entering the league as the Detroit Lions' seventh-round draft choice in 1987. Played two seasons with the Lions (1987-88) as a back-up defensive tackle. Signed with the Chiefs as a Plan B free agent following the 1988 season. Pro Bowl starter for the AFC after the 1995 season. **1987:** Played nine games and was credited with 16 tackles and two sacks. Chosen on the seventh round of the draft. **1988:** Played 16 games as a reserve and had 11 tackles and two sacks. **1989:** Signed with the Chiefs as a Plan B free agent on March 20. Played 16 games, starting eight. Played both nose tackle in the 3-4 and tackle in the 4-3. Started the final six games. Sports Illustrated first-team All-NFL choice. Co-led the NFL with five fumble recoveries. Led all defensive linemen with 73 tackles and had two sacks and an interception. **1990:** Started 16 regular season games and one post-season game at nose tackle. First-team, All-NFL by Sports Illustrated and Pro Football Weekly. Posted a career-high 88 tackles to rank second on the team and added six fumble recoveries. Scored his first career touchdown with an end zone fumble recovery versus Seattle. Had ten tackles, including 2.5 sacks at Green Bay. Totaled five tackles in playoff game at Miami. **1991:** Started 16 games and led all defensive linemen in tackles with 76. Recorded a safety versus Cleveland. Had six tackles and a fumble recovery in playoff win versus the Los Angeles Raiders. **1992:** Led all defensive linemen in tackles with 81, while starting all 16 games. Had at least five tackles in ten games. Blocked a field goal versus Denver. Started and totaled five tackles in playoff loss

at San Diego. **1993:** Started 16 games and led all defensive linemen in tackles for the fifth straight year with 61. Added an interception. Returned a fumble 16 yards for a score versus Green Bay. Started all three postseason games and was credited with 11 tackles and a fumble recovery. **1994:** Started 14 games, missing two with a knee injury. Snapped a streak of 110 straight games played, stretching back to his rookie season. Set a team record with his 16th career fumble recovery. **1995:** Voted a starter to the Pro Bowl. Also a first-team All-AFC choice by UPI and an All-Madden Team member. Started 16 games and led the defensive line in tackles with 67. Tied his single-season high with seven sacks. Intercepted his third career pass versus Oakland. Upped his club record fumble recoveries to 17. **1996:** Started 15 games at right defensive tackle. Inactive versus Indianapolis with a wrist injury. Tied a Chiefs' record with his third career safety, versus the Oakland Raiders.

HONORS: 1989, First-team All-NFL (*Sports Illustrated*); 1990, First-team All-NFL (*Sports Illustrated*, *Pro Football Weekly*); 1995, AFC Pro Bowl starter; First-team All-NFL (UPI, *Pro Football Weekly*), Second-team All-NFL (*College and Pro Football Newsweekly*), All-Madden Team.

COLLEGE: Four-year letterman. Second-team All-Pac 10 as a sophomore and junior for the Sun Devils. Credited with 190 career tackles. Also competed in the shot and discus on the track team. Had 31 tackles as a senior, 67 as a junior, 75 as a sophomore, 35 as a freshman. Majored in Physical Education.

PERSONAL: Named San Diego Lineman of the Year at Sweetwater High in National City, California. Lettered two seasons in football and baseball, while earning one letter in both basketball and baseball. Captain of the football and track teams. Hosted a golf tournament in 1991 and 1992 to benefit Sudden Infant Death Syndrome and was chairman of a March of Dimes golf tournament. His father, Uiniferti, was killed in Vietnam in 1967. Worked pouring concrete in Phoenix after both the 1988 and 1989 seasons. Bowling enthusiast. Born in San Diego and now lives in Lee's Summit, Missouri. Has two sons, Rocky and David.

SALEAUMUA'S NFL RECORD

Club	G/S	Tackles			Defense Sacks		Interceptions			LG	TD	PD	FF	FR
		Tkl	So	Ast	QB	Yds	No	Yds	Avg					
1987 Detroit	9/0	16	13	3	2.0	n/a	0	0	0.0	0	0	0	0	0
1988 Detroit	16/0	11	10	1	2.0	n/a	0	0	0.0	0	0	0	0	0
1989 Kansas City	16/8	73	56	17	2.0	n/a	1	n/a	n/a	n/a	0	3	1	5
1990 Kansas City	16/16	88	59	29	7.0	n/a	0	0	0.0	0	0	2	1	6
1991 Kansas City	16/16	76	50	26	1.5	n/a	0	0	0.0	0	0	1	0	2
1992 Kansas City	16/16	81	62	19	6.0	n/a	0	0	0.0	0	0	1	1	1
1993 Kansas City	16/16	61	47	14	4.5	n/a	1	n/a	n/a	n/a	0	1	1	1
1994 Kansas City	14/14	39	26	13	1.0	n/a	0	0	0.0	0	0	2	0	1
1995 Kansas City	16/16	67	57	10	7.0	n/a	1	n/a	n/a	n/a	0	3	3	1
1996 Kansas City	15/15	46	34	12	0.0	n/a	0	0	0.0	0	0	3	0	0
1997 Seattle	16/9	42	30	12	3.5	n/a	0	0	0.0	0	0	0	1	1
NFL TOTALS	166/126	600	444	156	36.5	n/a	3	n/a	n/a	n/a	0	16	8	18

SINGLE GAME HIGHS

Defensive


Tackles: 11, Two Times (Last: vs. NY Giants, 9/10/95)

Sacks: 2.5, vs. Green Bay 9/23/90

Interceptions: 1, Three Times (Last: vs. Oak, 9/17/95)

Forced Fumbles: 1, Eight Times (Last: at Balt., 12/7/97)

Fumble Recoveries: 1, 18 Times (Last: at Balt., 12/7/97)



MICHAEL SINCLAIR DE

Height: 6-4

Weight: 275

College: Eastern New Mexico

NFL Experience: 8th Year

Seahawks Experience: 8th Year

How Acquired: Draft (6th round 1991)

1997 Games Played/Started: 16/16

Career Games Played/Started: 81/51

Birthdate: January 31, 1968

Birthplace: Galveston, Tx.

70

1997: Voted to the Pro Bowl for the second consecutive year. Started 16 games at right defensive end. Led the team with 12 sacks and ranked second in the AFC behind Bruce Smith's 14. Became the first Seahawks player since Jacob Green in 1985 and '86 to record back-to-back ten-plus sack seasons. Registered at least one sack in ten games. Led the

team with a career-high five forced fumbles. Recorded two sacks versus Denver (9/7) and also forced a fumble that was returned for a touchdown by Chad Brown. Had a sack and five tackles as the defense established a franchise mark by limiting Indianapolis (9/14) to 118 net yards of offense.

leading to a fourth quarter touchdown in a 45-34 victory over the Raiders (12/26). Scored his first career touchdown by recovering an endzone fumble at San Diego (11/9).

PRO: Seattle's most productive outside pass rusher over the last five seasons with 43 sacks in 69 games. Finished tied for third in the AFC with a career best 13 sacks in 1996 and ranked second with 12 sacks in 1997. Used experience gained in the World League in 1992 to make the roster and has served as the starter at left end in nickel situations the last five seasons and took over as the full time starter at left end in 1995. Led team in sacks in both 1993 (8.0), 1994 (4.5), and 1997 (12.0) and was second in 1996 (13.0). Has 44 career sacks to rank fourth in team history. Chosen on the sixth-round in 1991 and alternated his time between the practice and active roster. **1991:** Waived (8/26) and signed to the practice squad two days later. Spent the first 12 games on the practice squad before being activated (11/30). Active for the next two games, but did not play, before missing the last two games on injured

Missionary Mike

In the offseason, Sinclair was a member of a Christian Missionary team in Costa Rica.

Forced a fumble that was recovered by Dean Wells

ference coaches despite not having an interception. Finished that season with 39 tackles and a team-leading 15 passes defended. Had four passes defended in a 17-16 win over Arizona State in the Rose Bowl. Returned 17 punts for an 11.2 yard average. Sophomore All-America pick in 1995 by *Girdiron Report*. Led team with five interceptions and added 52 tackles. Averaged 26.8 yards on 11 kickoff returns, including a 97-yard touchdown versus Boston College in the Kickoff Classic. Freshman All-America in 1994 as chosen by *Football News*. Recorded 61 tackles and one interception. Finished his career with 152 tackles, six interceptions and five tackles for loss. Averaged 25.2 yards

on 20 kickoff returns with one touchdown and 9.5 on 27 punt returns. Majored in Business.

PERSONAL: All-state choice at Springbrook High School in Silver Springs, Maryland. Played both cornerback and tailback in football and ran sprints, relays and the long jump. His father, Ron, was a running back at Ohio State from 1976-78, and played in the NFL with the Dallas Cowboys from 1979-84. Ron Springs rushed for 2,108 yards and 28 touchdowns and added 222 receptions for 2,029 yards and 10 scores. Shawn Springs was born in Williamsburg, Virginia. Lives in Columbus, Ohio.

SPRINGS' NFL RECORD

Club	G/S	Tackles			Defense			No	Interceptions			TD	PD	FF	FR
		TKL	So	Asst	QB	Sacks	Yds		Yds Avg	LG					
1997 Seattle	10/10	38	34	4	0.0	0	0	1	0 0.0	0	0	6	1	0	0
NFL TOTALS	10/10	38	34	4	0.0	0	0	1	0 0.0	0	0	6	1	0	0

SINGLE GAME HIGHS

Tackles: 8, vs. NY Jets, 8/31/97

Sacks: None


Interceptions: 1, vs. Tennessee, 10/5/97

Longest Return: 0, vs. Tennessee, 10/5/97

Touchdowns: None

Forced Fumbles: 1, vs. Oakland, 10/26/97

Fumble Recoveries: None



ERIC STOKES

S

Height: 5-11

Weight: 200

College: Nebraska

NFL Experience: 2nd Year

Seahawks Experience: 2nd Year

How Acquired: Draft (5th round 1997)

1997 Games Played/Started: 7/0

Career Games Played/Started: 7/0

Birthday: December 18, 1973

Birthplace: Heabron, Ne.

37

1997: Spent the first eight weeks of the season on the practice squad. Signed to the active roster (10/29). Saw action primarily on special teams registering eight total stops including three tackles inside the 20 (tied for second on team). Playing time in multiple defensive back sets increased as the season transpired. Recorded three tackles in season finale versus San Francisco on December 21.

PRO: Selected with the 12th pick on the fifth round of the 1997 draft, the 142nd overall choice.

COLLEGE: Four-year letterman. Started at free

safety as a senior and cornerback as a junior. Finished his career with 115 tackles, three interceptions, and 10 passes defended in 48 games, with 15 starts. Had a single-season high 49 tackles in 1996 along with an interception. Started 13 games at free safety but also played rover and cornerback. Opened the first two games of his junior year at left cornerback before moving to free safety. Capped the season with an interception against Florida in the Fiesta Bowl. Redshirted in 1992 and played as a reserve cornerback and safety in 1993 and 1994. Graduated with a degree in Sociology.

Cowboys and recorded six tackles in a 27-17 win over Pittsburgh. **1996:** Finished third on the team with a career-best 117 tackles, while starting all 16 games at weak outside linebacker. Reached double digits in tackles six times. Recovered a fourth quarter fumble by Cris Carter in an NFC Wild Card victory over the Vikings.

COLLEGE: Four-year letterman at Miami where he played for Seahawks' head coach Dennis Erickson. A member of two national championship teams (1989 and 1991). Finished his career with

401 tackles and 10 sacks. Finalist for the Butkus Award as the nation's top linebacker after his senior season in 1992. Shared Big East Defensive Player of the Year honors with Syracuse's George Rooks as a junior in 1991.

PERSONAL: Football and track letterman at Norland High in Miami, Florida. Earned his MBA from Miami and owns a real estate business in South Florida. Active member of the Fellowship of Christian Athletes. Lives in Miami, Florida.

SMITH'S NFL RECORD

Club	G/S	Tackles			Defense		Interceptions			LG	TD	PD	FF	FR
		Tkl	So	Ast	QB	Yds	No	Yds	Avg					
1993 Dallas	16/13	93	49	44	1.0	n/a	0	0	0.0	0	0	n/a	0	2
1994 Dallas	16/16	103	51	52	4.0	n/a	2	13	6.5	13t	1	n/a	1	2
1995 Dallas	9/9	65	43	22	3.0	n/a	0	0	0.0	0	0	n/a	0	1
1996 Dallas	16/16	117	62	55	1.0	n/a	0	0	0.0	0	0	n/a	0	0
1997 Philadelphia	7/7	13	9	4	1.0	n/a	0	0	0.0	0	0	n/a	1	1
NFL TOTALS	64/61	391	214	177	10.0	n/a	2	13	6.5	13t	1	n/a	2	6

ADDITIONAL STATISTICS

Postseason Games Played/Started: 1993 (Dallas) 3/3, 1994 (Dallas) 2/2, 1995 (Dallas) 3/3, 1996 (Dallas) 2/2.

SINGLE GAME HIGHS


Tackles: 15, vs. Cleveland 12/10/94

Sacks: 2.0, Two Times (Last: at Arizona, 12/25/95)

Interceptions: 2, at New Orleans 12/18/94

Forced Fumbles: 1, Two Times (Last: vs. Arz 10/19/97)

Fumble Recoveries: 1, Six Times (Last: vs. Arz 10/19/97)



SHAWN SPRINGS CB

Height: 6-0

Weight: 195

College: Ohio State

NFL Experience: 2nd Year

Seahawks Experience: 2nd Year

How Acquired: Draft (1st round [a] 1997)

1997 Games Played/Started: 10/10

Career Games Played/Started: 10/10

Birthdate: March 11, 1975

Birthplace: Williamsburg, Va.

24

1997: Started ten games at right cornerback. Missed six games with a broken right thumb suffered at Denver (11/2). Finished third on the team with eight tackles in first NFL game against the Jets (8/31). Recorded his first career interception versus Tennessee (10/5). Intercepted the pass at the Seahawks' 1-yard line. Forced a fumble versus Oakland (10/26). Broke his thumb early at Denver (11/2), but continued to play throughout the game. Returned to start in the season finale victory over San Francisco (12/21)

PRO: Selected with the third overall pick in the 1997 draft. The first of two first-round picks by the

Seahawks (Walter Jones sixth overall). Seattle had acquired the choice from the Atlanta Falcons on March 28, along with a third-round pick for first (11th overall), second, third, and fourth-round choices. Seattle had acquired the 11th overall pick from the Chicago Bears for quarterback Rick Mirer on February 18, 1997.

COLLEGE: Started all 37 games over his final three seasons after redshirting in 1993. First-team All-Big 10 Conference as a sophomore and junior. All-conference all-academic pick. Big Ten Defensive Player of the Year in 1996 as selected by the con-

man at Charlton-Pollard High School in Beaumont, Texas. Studying to be an ordained preacher at Christ Church in Kirkland. Filmed a PSA promoting the importance of parenthood with teammate Jon Kitna in 1998. Michael and his wife, Betty

were married on May 25, 1991 and have two sons, Michael (1/25/91), and Johnnie Glenn (1/23/96), and a daughter, Michaela (1/13/94). Lives in Kirkland, Washington.


SINCLAIR'S NFL RECORD

Club	G/S	Tackles			Defense		Interceptions			LG	TD	PD	FF	FR
		Tkl	So	Ast	QB	Yds	No	Yds	Avg					
1991 Seattle	0/0	0	0	0	0.0	0	0	0	0.0	0	0	0	0	0
1992 Seattle	12/1	10	9	1	1.0	n/a	0	0	0.0	0	0	1	0	0
1993 Seattle	9/1	12	11	1	8.0	n/a	0	0	0.0	0	0	1	1	0
1994 Seattle	12/2	12	10	2	4.5	n/a	0	0	0.0	0	0	0	0	0
1995 Seattle	16/15	46	37	9	5.5	n/a	0	0	0.0	0	0	2	2	2
1996 Seattle	16/16	47	39	8	13.0	n/a	0	0	0.0	0	0	2	4	0
1997 Seattle	16/16	44	34	10	12.0	n/a	0	0	0.0	0	0	3	5	1
NFL TOTALS	81/51	171	140	31	44.0	n/a	0	0	0.0	0	0	9	12	3

SINGLE GAME HIGHS

Tackles: 8, vs. Denver 9/8/96
Sacks: *4.0, vs. Denver 9/8/96
Interceptions: None

Forced Fumbles: 2, vs. Denver 10/2/95
Fumble Recoveries: 1, 2 Times (Last: at Jax 11/12/95)
 * Seahawks Record



DARRIN SMITH LB

Height: 6-1 **Weight:** 230
College: Miami
NFL Experience: 6th Year
Seahawks Experience: 1st Year
How Acquired: Free Agent (1998)
1997 Games Played/Started: 7/7
Career Games Played/Started: 64/61
Birthdate: April 15, 1970
Birthplace: Miami, FL

55

1997: Played and started seven games for the Philadelphia Eagles. Suffered a sprained ankle in training camp and missed three of the first five games. Had a sack, forced fumble and fumble recovery on one play versus Arizona (10/19). Later in the season he suffered a torn ligament in his right ankle and missed the final six games. Underwent surgery (11/11) and was placed on injured reserve on (11/19). Signed with Seattle on March 5, 1998.

PRO: Entered the NFL as the Dallas Cowboys' second-round draft choice (54th overall) in 1993. Started four years for the Cowboys while winning two Super Bowls. Signed as an unrestricted free agent with Philadelphia on March 19, 1997, and played one season with the Eagles. **1993:** Consensus all-rookie selection. Started 13 regular season games and all three in the postseason. Played in the weak linebacker spot for the Cowboys col-

lecting 93 tackles with two fumble recoveries. Led the league's rookies in tackles. Recorded a season-high 14 stops at Philadelphia (10/31). **1994:** Finished fourth in tackles on a defense that led the NFL. Recorded two sacks, a forced fumble and a fumble recovery in a win at Washington (10/2). Finished the season with two strong performances, recording a career-high 15 tackles versus Cleveland (12/10) and intercepted two passes, with one returned for a fourth quarter touchdown in New Orleans on December 18. Was named NFC Defensive Player of the Week for his game against the Saints. **1995:** Missed the first seven games of the season before agreeing to terms with the Cowboys and starting the final nine games at weak outside linebacker. First game back was at Atlanta (10/29). Averaged eight tackles in final five games of the season. Equaled a career-high with two sacks at Arizona (12/25). Started Super Bowl XXX for the

reserve with a back injury. **1992:** Missed the first four games on injured reserve after suffering a training camp ankle injury and was activated prior to the first San Diego Chargers game. Made his first career start, at left end, versus the Washington Redskins, and had three tackles. Recorded his first sack versus the Philadelphia Eagles. Finished the season with 10 tackles, according to unofficial press box statistics. **World League:** Loaned to the Sacramento Surge for the 1992 season. Started all 10 regular season games at left end and finished second in the league in sacks with 10 and was a first-team All-League selection. Sacramento won the North American West with an 8-2 record and advanced to World Bowl II in Montreal, Canada, where they defeated the Orlando Thunder, 21-17, to capture the World League championship. Contributed a key forced fumble and recovery to help seal the victory. Was credited with 54 tackles, three forced fumbles and two fumble recoveries in the regular season. **1993:** Played nine games, starting one, in a season that ended after breaking his right thumb at Houston, ironically, the only game he started. Ranked third in the AFC in sacks with 8.0 at the time of his injury, a total that still led the team. Had 3.0 of his total, along with a forced fumble, versus San Diego. Used exclusively as the left end in nickel situations early in the season, but was seeing more and more time during mixed downs prior to his injury. **1994:** Played 12 games, starting two, at left end. Played as a reserve the first two games after suffering a sprained knee at Indianapolis in the preseason. Started games 3 and 4 before moving to a pass rushing role in the nickel. Missed games 8-11 with a groin injury suffered in the first Kansas City game. Led the team for the second straight year in sacks with 4.5. Had two of his total in the second Los Angeles Raiders game. Credited with 12 tackles and 4.5 tackles for loss, according to unofficial press box statistics. **1995:** Played 16 games, starting the last 15 at left end. Also played left end in the nickel. Finished with 46 tackles. Added a team co-leading 10.5 tackles for loss, including 5.5 sacks, two forced fumbles and two fumble recoveries. Had a single-game best seven tackles in the second Oakland game, including two sacks. Credited with 1.5

sacks at Jacksonville among five tackles. Also recovered a fumble with 3:51 left to set up a touchdown. Tied a team record with two forced fumbles in the first Denver game. **1996:** Started 16 games at left end and made his first appearance in the Pro Bowl. Was selected as the reserve end, but started the game after an injury to Bruce Smith. First Seattle end to make the Pro Bowl since Jacob Green in 1987. Finished with a career best 13.0 sacks to rank tied for third in the AFC and tied for fifth in the NFL. Tied a team record with four sacks versus Denver in game two. Followed that with three against Kansas City the next week. Also had three sacks versus Buffalo in game 14. Totaled five tackles for loss versus the Broncos and had 16 total for the season. Credited with a career-best 47 tackles, according to unofficial press box statistics, and forced a team-high four fumbles. Had a single-game high eight tackles, all solo, versus Denver. Combined with Michael McCrary (13.5 sacks) to be the most productive sack duo in the AFC and second to Carolina's Kevin Greene and Lamar Lathon (28.0 total) in the NFL. Seattle's front four combined for 40 of the team's 48 sacks.

HONORS: 1996, *AFC Pro Bowl squad; Second-team All-AFC (United Press International); Seattle Post-Intelligencer Sports Star of the Year nominee. 1997, AFC Pro Bowl squad*

COLLEGE: Inducted into Eastern New Mexico's Hall of Fame on November 2, 1996. Four-year letterman and starter. Played his first two seasons as a linebacker before moving to defensive end. First-team All-Lone Star Conference as a junior and senior. Sikes Award winner as a senior as conference Defensive Lineman of the Year. Selected to the All-Lone Star Conference All-Decade of the 1980's Team. Team Captain in 1990. School All-conference second-team pick as a sophomore. Posted 70 tackles, 18 tackles for loss, and 15.5 sacks as a senior. Had 75 tackles and nine-and-a-half sacks in 1989. Posted a career-high 82 tackles as a freshman. Finished his career with 279 tackles, 45 tackles for loss, and 30 sacks. Physical Education major.

PERSONAL: Football, basketball, and track letter-

NFL SACK LEADERS

Last Two Years (1996-97)

1.	Bruce Smith	Buffalo Bills	27.5
2.	John Randle	Minnesota Vikings	27.0
3.	<i>Michael Sinclair</i>	<i>Seattle Seahawks</i>	<i>25.0</i>
4.	Kevin Greene	Carolina/San Francisco	25.0
5.	Chris Doleman	San Francisco 49ers	23.0

PERSONAL: All-state choice in football at Lincoln East High School in Lincoln, Nebraska. Holds school records for career (2,309) and season (1,203)

rushing yards. Also lettered in basketball and track. Born in Hebron, Nebraska. Lives in Kirkland, Wa.

STOKES' NFL RECORD

Club	G/S	Tackles			Defense			Interceptions						
		Tkl	So	Ast	QB	Sacks	Yds	No	Yds Avg	LG	TD	PD	FF	FR
1997 Seattle	7/0	11	10	1	0.0	0	0	0	0.0	0	0	1	0	0
NFL TOTALS	7/0	11	10	1	0.0	0	0	0	0.0	0	0	1	0	0

SINGLE GAME HIGHS

Tackles: 3, vs. San Francisco

Tackles For Loss (Includes sacks): None

Sacks: None


Interceptions: None

Longest Return: None

Touchdowns: None

Forced Fumbles: None

Fumble Recoveries: None



MACK STRONG

FB

Height: 6-0

Weight: 235

College: Georgia

NFL Experience: 5th Year

Seahawks Experience: 5th Year

How Acquired: Free Agent (1993)

1997 Games Played/Started: 16/11

Career Games Played/Started: 54/22

Birthdate: September 11, 1971

Birthplace: Fort Benning, Ga.

38

1997: Played in all 16 games with 11 starts. Did not start five games when the team opened in multiple wide receiver sets. Primarily used as the lead blocker, but did pick up three first downs on only four carries. Scored on a 5-yard touchdown pass from Warren Moon versus San Diego (9/21). Caught a 4-yard touchdown pass from Moon at Denver (11/2). Saw brief action at running back at San Diego (11/9).

PRO: Signed with the Seahawks as a free agent in 1993 and has worked into the starting job at fullback. Has also played backup running back. Scored the game-winning touchdown against Tampa Bay with 42 seconds left and tied a team record for a running back with two touchdown receptions at Arizona in 1995. Has 49 special teams tackles, including a team-leading 19 in 1995. **1993:** Spent the entire season on the practice squad after signing as a free agent on April 29. **1994:** Played the last eight games as a reserve fullback and running back. Inactive the first eight games. Made his first appearance on offense against Tampa Bay and scored the game-winning touchdown with 42 seconds remaining in a 22-21 win. Started at running back against

the Indianapolis Colts. Scored the eventual game-winning touchdown on a 13-yard run in a 16-14 win at Houston. Finished the season with 114 yards on 27 carries and three receptions. Added 11 special teams tackles, according to unofficial press box statistics. **1995:** Played 16 games, starting two, at fullback. Scored four touchdowns, three receiving and one rushing. Two of his touchdown receptions came at Arizona, equaling the franchise record for a running back. Started at fullback at Jacksonville and rushed for a score. Led the team with 19 special teams tackles, according to coaches video study. Credited with four at Washington. **1996:** Played 14 games, starting eight. Missed two games with a knee injury. Caught nine passes for 78 yards and rushed five times for 8 yards. Added nine tackles on special teams.

COLLEGE: Four-year letterman and two-year starter. Offensive team captain as a senior. Rushed for a single-season high 358 yards on 63 carries, a 5.7 yard average, and three scores in 1992. Finished his career with 812 yards on 195 carries, a 4.2 average, and nine scores. Had six touchdowns on 67 carries in 1991. Added 35 career receptions for 400

yards, an 11.4 average, and one score. Sociology major.

PERSONAL: Football, basketball, and track letter-


man at Brookstone High School in Columbus, Georgia. Rushed for 4,414 yards and 83 touchdowns. Lives in Bellevue, Wa.

STRONG'S NFL RECORD

Club	G/S	Rushing					Receiving				
		Att	Yds	Avg	LG	TD	No	Yds	Avg	LG	TD
1993 Seattle	Practice Squad										
1994 Seattle	8/1	27	114	4.2	14	1	3	3	1.0	5	0
1995 Seattle	16/2	8	23	2.9	9	1	12	117	9.8	25	3
1996 Seattle	14/8	5	8	1.6	4	0	9	78	8.7	20	0
1997 Seattle	16/11	4	8	2.0	6	0	13	91	7.0	20	2
NFL TOTALS	54/22	44	153	3.5	14	2	37	289	7.8	25	5

ADDITIONAL STATISTICS

Special Teams Tackles: 1994 (Seattle) - 11; 1995 (Seattle) - 19; 1996 (Seattle) - 9; 1997 (Seattle) - 10 **Career** - 49.



FRED THOMAS

CB

Height: 5-9

Weight: 172

College: Tennessee-Martin

NFL Experience: 3rd Year

Seahawks Experience: 3rd Year

How Acquired: Draft (2nd round 1996)

1997 Games Played/Started: 14/3

Career Games Played/Started: 29/3

Birthdate: September 11, 1973

Birthplace: Bruce, Ms.

22

1997: Played in 14 games, starting three at LCB for an injured Shawn Springs (thumb), and served as the nickel cornerback in 11 others. Recorded a career-high 26 tackles, with two for loss. Made first career start versus Atlanta (11/30). In his second start, he responded with a team-leading and career-high eight tackles at Baltimore (12/7). Broke-up a last second pass by the Oakland Raiders to help secure a 22-21 victory (12/14) at Oakland.

CAREER: Joined the Seahawks as the team's second-round draft choice in 1996. Underwent extensive eye exams that indicated a perception difficulty in before the '98 season. The problem has improved with therapy. **1996:** Played the last 15 games as a reserve cornerback and special teams performer. Inactive at San Diego. Saw his first action on defense versus Buffalo and also played at Jacksonville and at Oakland. Credited with five tackles on defense and 15 on special teams. Had 2.5 tackles inside the 20 on kick and punt coverage.

COLLEGE: All-Ohio Valley Conference first-team selection in 1995. Recorded 69 tackles with seven

for losses and four interceptions in 1995 and returned 12 kickoffs for a 22.3-yard average. Picked off three passes, returning one for a touchdown, all in the first half against Tennessee State. Had a 70-yard punt return touchdown versus Morehead State. Transferred to Tennessee-Martin prior to the start of the season. Played in seven games with three starts for the University of Mississippi in 1994. Returned an interception 83 yards for a touchdown against the University of Florida. Played two seasons at Northwest Mississippi Community College in Senatobia, Mississippi, playing both wide receiver and cornerback. Caught 21 passes for a 26.8 yard average, and two scores, and returned four kicks for touchdowns. Earned Junior College All-America honorable mention honors as a wide receiver in 1993. All-state selection as a defensive back in 1992. Criminal Justice major.

PERSONAL: Prep all-state selection in football, basketball and track at Bruce High School in Bruce, Mississippi. Earned three letters in each sport. Lives in Calhoun City, Ms.

THOMAS' NFL RECORD

Club	G/S	Tackles			Defense		Interceptions			LG	TD	PD	FF	FR
		Tkl	So	Ast	QB	Yds	No	Yds	Avg					
1996 Seattle	15/0	5	4	1	0.0	0	0	0	0.0	0	0	0	0	0
1997 Seattle	14/3	26	22	4	0.0	0	0	0	0.0	0	0	3	0	0
NFL TOTALS	29/3	31	26	5	0.0	0	0	0	0.0	0	0	3	0	0

ADDITIONAL STATISTICS

Special Teams Tackles: 1996 (Seattle) - 15; 1997 (Seattle) - 10; Career - 25.

SINGLE GAME HIGHS

Tackles: 8, at Baltimore 12/7/97

Sacks: None


Interceptions: None

Longest Return: None

Touchdowns: None

Forced Fumbles: None

Fumble Recoveries: None



RICKY WATTERS

RB

Height: 6-1

Weight: 217

College: Notre Dame

NFL Experience: 8th Year

Seahawks Experience: 1st Year

How Acquired: Free Agent (1998)

1997 Games Played/Started: 16/16

Career Games Played/Started: 91/90

Birthdate: April 7, 1969

Birthplace: Harrisburg, Pa.

32

1997: Started all 16 games for the Philadelphia Eagles finishing fourth in the NFC with 1,110 yards rushing and 1,550 total yards from scrimmage. Third consecutive season over the 1,000-yard plateau. Led the Eagles in touchdowns with seven, all rushing scores. Twice topped the 100-yard mark. Rushed for 106 yards on 20 carries at Dallas (9/15), and 104 yards in a 24-10 victory over the Redskins (10/5).

PRO: Five-time Pro Bowl running back who signed with the Seahawks as a free agent on March 4, 1998, following three seasons in Philadelphia (1995-97) and four in San Francisco (1991-94) (one on injured reserve). Has helped five of the six teams' he has played on, make the NFL playoffs. Entered the NFL as a second-round pick by San Francisco in 1991. In the six seasons, which he has played, he has rushed for 6,634 yards and 56 touchdowns, while adding 301 receptions for 2,768 yards and nine scores. Joins the Seahawks having recorded 21 regular season, 100-yard rushing games and one in the postseason. Ranks in the top ten rushing leaders for both the 49ers and Eagles. Ranks tenth on the 49ers' rushing list with 2,840 yards, and ranks fourth on the Eagles' list with 3,794 yards. Has scored 31 rushing touchdowns in his last three seasons. In his 12 100-yard games

with the Eagles, the team went 11-1. Had signed with the Eagles as a transition player from the 49ers on March 25, 1995, when San Francisco did not match the offer sheet. **1991:** Suffered a broken foot in the first week of training camp with the 49ers. Landed on injured reserve before joining the team on the practice squad in October, but broke a hand and missed the rest of the season on injured reserve. **1992:** Finished his first NFL season with 1,013 yards rushing and 1,418 total yards from scrimmage to earn a trip to the Pro Bowl. Led the 49ers with nine rushing touchdowns. In his first game, he rushed for 100 yards on 13 carries to help lead the team to a 31-14 victory over the NY Giants (9/6). Rushed for a season-high 163 yards at the LA Rams (11/22). Missed Games 13-14 with a shoulder injury. Returned to top the 100-yard mark in total offense in both play-

Watters' Mark

After signing as a free agent with the Seahawks, Watters announced plans to establish a foundation to assist various causes in Seattle.

off games, versus Washington on January 9, and versus Dallas on January 17. **1993:** Tied a 49ers team record with ten rushing touchdowns, despite missing three games with a late-season knee injury. Participated in his second consecutive Pro Bowl, after leading the team with 950 yards rushing. Recorded three 100-yard rushing games. Established an NFL postseason record with five rushing scores while gaining 118 yards on 24 carries, in a 44-3 victory over the NY Giants in an NFC Divisional Playoff game on January 15. **1994:** Ranked fifth in the NFL with 1,596 yards from scrimmage, while earning his third consecutive Pro Bowl berth. Led the 49ers with 877 yards rushing and finished second on the team with a career-high 66 receptions for 719 yards. Twice topped the 100-yard rushing mark, at New Orleans with 105 yards on 26 carries and versus Tampa Bay with 103 yards on 14 rushes. Scored three touchdowns in the 49ers, 49-26 victory in Super Bowl XXIX over the San Diego Chargers. Scored on 51 and eight-yard passes from Steve Young and also on a 9-yard run. **1995:** In his first season with the Eagles, he led the team with 1,273 rushing yards, 1,707 yards from scrimmage, 12 total touchdowns and 11 rushing scores. Rushing total ranked fourth in the NFC and sixth in the NFL while earning him a trip to his fourth straight Pro Bowl. Accounted for 229 yards of offense versus Washington (10/8), which included a career-high 11 receptions. Scored two touchdowns in four consecutive games, from November 12 to December 3. Registered four 100-yard games including 112 yards on a career-high 33 carries versus Dallas (12/10). **1996:** Earned his fifth consecutive Pro Bowl berth while also being named All-NFL by

Sports Illustrated and second-team All-NFL by *College and Pro Football Newsweekly*. Paced the NFL with 1,855 yards from scrimmage, while his 1,411 yards rushing ranked second in the NFC and fourth in the NFL. Also led the league with 353 carries. Established career-highs in carries (353), yards rushing (1,411), and rushing touchdowns (13). Combined for 210 yards (153 rushing/57 receiving) versus Detroit (9/15), including a 52-yard run on the game's first play. Topped 100 yards in five-of-seven games in one stretch during the season, from September 15 to November 17. The Eagles finished 6-0 in games in which he rushed for 100 yards.

COLLEGE: Finished his career with 1,814 yards rushing on 325 carries with 21 touchdowns. Helped guide the Irish to the 1988 national championship, when he was converted to flanker for the season. Caught a team high 15 passes for 286 yards and two scores. His 97-yard punt return for a touchdown versus Southern Methodist in 1989 is the longest in school history. Tied on the school list (Tim Brown and Nick Rassas) with three career punt return touchdowns.



PERSONAL: Two-time all-state running back at Bishop McDevitt High in Harrisburg, Pa. Also lettered in basketball and track. Extremely active in the community, he was named the American Cancer Society's 1994 Humanitarian of the Year. Donated \$1,000 for each touchdown in 1995 to Camp Okizu, a summer camp for children suffering from cancer, located in the Bay Area. Earned a B.A. degree in design. Lives in San Francisco, Ca.

WATTERS' NFL RECORD

Club	G/S	Att	Rushing		LG	TD	No	Receiving		LG	TD
			Yds	Avg				Yds	Avg		
1991 San Francisco		Injured Reserve									
1992 San Francisco	14/13	206	1013	4.9	43	9	43	405	9.4	35	2
1993 San Francisco	13/13	208	950	4.6	39	10	31	326	10.5	48t	1
1994 San Francisco	16/16	239	877	3.7	23	6	66	719	10.9	65t	5
1995 Philadelphia	16/16	337	1273	3.8	57	11	62	434	7.0	24	1
1996 Philadelphia	16/16	353	1411	4.0	56t	13	51	444	8.7	36	0
1997 Philadelphia	16/16	285	1110	3.9	28	7	48	440	9.2	37	0
NFL TOTALS	91/90	1,628	6,634	4.1	57	56	301	2,768	9.2	65t	9

POSTSEASON

Club	G/S	Att	Rushing		LG	TD	No	Receiving		LG	TD
			Yds	Avg				Yds	Avg		
1992 San Francisco	2/2	29	152	5.2	21	0	8	88	11.0	17	0
1993 San Francisco	2/2	36	155	4.3	20	6	12	79	6.6	13	0
1994 San Francisco	3/3	40	174	4.4	15	1	7	108	15.4	51t	3
1995 Philadelphia	2/2	31	88	2.8	12	1	7	109	15.6	45t	1
1996 Philadelphia	1/1	20	57	2.9	12	0	5	45	9.0	14	0
PLAYOFF TOTALS	10/10	156	626	4.0	21	8	39	429	11.0	51t	4



Ricky Watters at Seahawks mini-camp in April.

ADDITIONAL STATISTICS

100-Yard Games: 21, Last Time vs. Washington 10/5/97

SINGLE GAME HIGHS

Rushing

Most Attempts: 33, vs. Dallas 12/10/95
Most Yards: 173, vs. Miami 10/20/96
Longest Run: 57, vs. NY Giants 11/19/95
Most Touchdowns: 3, Two Times (Last: vs. Cin 12/5/93)
Longest Touchdown: 56, at Atlanta 9/22/96

Receiving

Most Receptions: 11, vs. Washington 10/8/95
Most Yards: 106, vs. Denver 12/17/94
Longest Reception: 65t, vs. Denver 12/17/94
Most Touchdowns: 2, Two Times (Last: vs. Den 12/17/94)
Longest Touchdown: 65t, vs. Denver 12/17/94

WATTERS' 100-YARD RUSHING GAMES

Date	Opponent	Att	Yds	Avg	LG	TD
10/20/96	Miami	25	173	6.9	49	1
11/22/92	at LA Rams	26	163	6.3	15	2
09/15/96	Detroit	27	153	5.7	52	1
10/08/95	Washington	25	139	5.6	24	0
09/26/93	at New Orleans	25	135	5.4	17	0
11/26/95	at Washington	25	124	5.0	25	2
10/15/95	at NY Giants	30	122	4.1	14	1
09/22/96	at Atlanta	26	121	4.7	56t	2
01/15/94	* NY Giants	24	118	4.9	20	5
11/03/96	at Dallas	24	116	4.8	17	1
11/22/93	New Orleans	16	116	7.3	33	0
11/15/92	New Orleans	21	115	5.5	20	0
12/10/95	Dallas	33	112	3.4	15	1
09/19/93	Atlanta	19	112	5.9	25	1
10/13/96	at NY Giants	27	110	4.1	11	0
09/15/97	at Dallas	20	106	5.3	20	0
11/28/94	at New Orleans	26	105	4.0	19	0
10/05/97	Washington	31	104	3.4	13	2
12/01/96	NY Giants	29	104	3.6	11	0
10/11/92	at New England	19	104	5.5	30	1
10/23/94	Tampa Bay	14	103	7.4	23	2
09/06/92	at NY Giants	13	100	7.7	19	0

* Postseason

By Year: 1992 (San Francisco) - 4; 1993 (San Francisco) - 3; 1994 (San Francisco) - 2; 1995 (Philadelphia) - 4; 1996 (Philadelphia) - 6; 1997(Philadelphia) - 2 **Career - 21; Post-season - 1.**

WATERS VS. THE NFL

		-----Rushing-----						-----Receiving-----						-----Record-----		
	G	Att	Yds	Avg	LG	TD	100	Rec	Yds	Avg	LG	TD	W	L	T	
Arizona	8	173	618	3.6	39	6	0	21	237	11.3	20	0	5	3	0	
Atlanta	7	120	584	4.9	56t	7	2	24	250	10.4	38	4	6	1	0	
Baltimore	1	11	37	3.4	10	0	0	4	33	8.3	14	0	0	0	1	
Buffalo	2	35	134	3.8	20	0	0	9	69	7.7	13	0	0	2	0	
Carolina	1	21	33	1.6	4	1	0	2	9	4.5	7	0	1	0	0	
Chicago	* 2	23	68	3.0	15	0	0	6	30	5.0	11	0	1	1	0	
Cincinnati	2	37	176	4.8	16t	4	0	4	33	8.3	16	0	2	0	0	
Cleveland	1	13	83	6.4	14	0	0	4	47	11.8	18	0	0	1	0	
Dallas	*12	211	884	4.2	20	5	3	41	322	7.9	29t	1	5	7	0	
Denver	2	31	97	3.1	12	3	0	8	132	16.5	65t	2	2	0	0	
Detroit	4	64	259	4.0	52	3	1	12	144	12.0	45t	1	4	0	0	
Green Bay	2	33	119	3.6	16	1	0	4	1	0.3	2	0	1	1	0	
Houston	0	0	0	0.0	0	0	0	0	0	0.0	0	0	0	0	0	
Indianapolis	1	7	33	4.7	14	0	0	3	22	7.3	8	0	0	1	0	
Jacksonville	1	15	44	2.9	14	0	0	4	69	17.3	37	0	0	1	0	
Kansas City	1	14	59	4.2	13	0	0	6	64	10.7	21	0	0	1	0	
Oakland	2	33	112	3.4	17	1	0	9	88	9.8	24	0	1	1	0	
Miami	1	25	173	6.9	49	1	1	3	23	7.7	11	0	1	0	0	
Minnesota	3	29	82	2.8	23	1	0	9	59	6.6	28	0	1	2	0	
New England	1	19	104	5.5	30	1	1	8	84	10.5	29	1	1	0	0	
New Orleans	7	147	675	4.6	33	0	4	25	199	8.0	29	0	6	1	0	
N.Y. Giants	* 8	173	758	4.4	57	10	5	30	297	9.9	36	0	6	2	0	
N.Y. Jets	2	34	130	3.8	23	1	0	4	17	4.3	8	0	2	0	0	
Philadelphia	3	23	96	4.2	12	1	0	3	27	9.0	14	0	1	2	0	
Pittsburgh	2	34	94	2.8	28	0	0	3	54	18.0	36	0	2	0	0	
St. Louis	7	134	524	3.9	26	5	1	25	268	10.7	48t	1	7	0	0	
San Diego	* 3	51	176	3.5	18	2	0	11	92	8.4	51t	3	2	1	0	
San Francisco	* 2	34	99	2.9	12	0	0	7	67	9.6	15	0	0	2	0	
Seattle	1	21	69	3.3	12	2	0	5	21	4.2	11	0	0	1	0	
Tampa Bay	4	57	241	4.2	23	3	1	14	133	9.5	46	0	3	1	0	
Washington	* 8	162	699	4.3	25	6	3	32	306	9.6	38	0	6	2	0	
TOTALS	101	1784	7260	4.1	57	64	22	340	3197	9.4	65t	49	66	34	1	
Regular Season	91	1628	6634	4.1	57	56	21	301	2768	9.2	65t	45	60	30	1	
Postseason	10	156	626	4.0	21	8	1	39	429	11.0	51t	4	6	4	0	

* Includes Postseason games

WATERS GAME-BY-GAME

	Opponent	-----Rushing-----						-----Receiving-----						Total	W/L
		Att	Yds	Avg	LG	TD	100	Rec	Yds	Avg	LG	TD	100		
09/06	at New York Giants	13	100	7.7	19	0	0	5	50	10.0	14	0	0	150	W
09/13	Buffalo	16	83	5.2	20	0	0	4	22	5.5	14	0	0	105	L
09/20	at New York Jets	17	55	3.2	13	1	1	1	4	4.0	4	0	0	59	W
09/27	at New Orleans	18	76	4.2	12	0	0	7	52	7.4	22	0	0	128	W
10/04	Los Angeles Rams	20	83	4.2	13	1	1	2	26	13.0	24	0	0	109	W
10/11	at New England	19	104	5.5	30	1	1	8	84	10.5	29	1	1	188	W
10/18	Atlanta	15	75	5.0	17	3	3	3	57	19.0	35	0	0	132	W
11/01	at Phoenix	7	36	5.1	17	1	1	3	48	16.0	20	0	0	84	L
11/09	at Atlanta	19	75	3.9	43	0	0	3	25	8.3	21t	1	1	100	W
11/15	New Orleans	21	115	5.5	20	0	0	3	11	3.7	7	0	0	126	W
11/22	at Los Angeles Rams	26	163	6.3	15	2	2	3	16	5.3	9	0	0	179	W
11/29	Philadelphia	5	20	4.0	9	0	0	0	0	0.0	0	0	0	20	W
12/06	Miami	Did Not Play (Shoulder)													
12/13	at Minnesota	Did Not Play (Shoulder)													
12/19	Tampa Bay	7	13	1.9	8	0	0	0	0	0.0	0	0	0	13	W
12/28	Detroit	3	15	5.0	9	0	0	1	10	10.0	10	0	0	25	W
01/09	*Washington	18	83	4.6	21	0	0	2	19	9.5	13	0	0	102	W
01/17	*Dallas	11	69	6.3	16	0	0	6	69	11.5	17	0	0	138	L
Regular Season Totals (14/13)		206	1013	4.9	43	9	9	43	405	9.4	35	2	2	1418	12-2

1993	Opponent	-----Rushing-----					-----Receiving-----					Total	W/L
		Att	Yds	Avg	LG	TD	Rec	Yds	Avg	LG	TD		
09/05	at Pittsburgh	14	46	3.3	10	0	1	4	4.0	4	0	50	W
09/13	at Cleveland	13	83	6.4	14	0	4	47	11.8	18	0	130	L
09/19	Atlanta	19	112	5.9	25	1	0	0	0.0	0	0	112	W
09/26	at New Orleans	25	135	5.4	17	0	2	8	4.0	5	0	143	L
10/03	Minnesota	9	8	0.9	3	1	1	28	28.0	28	0	36	W
10/17	at Dallas	8	32	4.0	9	0	2	31	15.5	16	0	63	L
10/24	Phoenix	20	95	4.8	39	1	2	17	8.5	10	0	112	W
10/31	Los Angeles Rams	19	56	2.9	9	1	5	35	7.0	17	0	91	W
11/14	at Tampa Bay	19	88	4.6	21	1	5	35	7.0	11	0	123	W
11/22	New Orleans	16	116	7.3	33	0	0	0	0.0	0	0	116	W
11/28	at Los Angeles Rams	18	47	2.6	7	1	5	82	16.4	48t	1	129	W
12/05	Cincinnati	17	78	4.6	11	3	2	26	13.0	16	0	104	W
12/11	at Atlanta	Inactive (Knee)											
12/19	at Detroit	Inactive (Knee)											
12/25	Houston	Inactive (Knee)											
01/03	Philadelphia	11	54	4.9	12	1	2	13	6.5	9	0	67	L
01/15	*New York Giants	24	118	4.9	20	5	5	46	9.2	13	0	164	W
01/23	*at Dallas	12	37	3.1	8	1	7	33	4.7	9	0	70	L
Regular Season Totals (13/13)		208	950	4.6	39	10	31	326	10.5	48t	1	1276	9-4


1994	Opponent	-----Rushing-----					-----Receiving-----					Total	W/L
		Att	Yds	Avg	LG	TD	Rec	Yds	Avg	LG	TD		
09/05	Los Angeles Raiders	18	37	2.1	13	1	5	55	11.0	23	0	92	W
09/11	at Kansas City	14	59	4.2	13	0	6	64	10.7	21	0	123	L
09/18	at Los Angeles Rams	18	56	3.1	9	0	3	18	6.0	12	0	74	W
09/25	New Orleans	15	49	3.3	14	0	8	54	6.8	13	0	103	W
10/02	Philadelphia	7	22	3.1	12	0	1	14	14.0	14	0	36	L
10/09	at Detroit	16	42	2.6	7	1	2	13	6.5	9	0	55	W
10/16	at Atlanta	10	53	5.3	19	0	5	33	6.6	10	2	86	W
10/23	Tampa Bay	14	103	7.4	23	2	4	64	16.0	46	0	167	W
11/06	at Washington	11	46	4.2	22	0	6	66	11.0	38	0	84	W
11/13	Dallas	17	65	3.8	11	0	4	32	8.0	17	0	97	W
11/20	Los Angeles Rams	20	81	4.1	15	0	5	74	14.8	35	0	155	W
11/28	at New Orleans	26	105	4.0	19	0	2	37	18.5	29	0	142	W
12/04	Atlanta	16	53	3.3	17	0	6	73	12.2	38	1	126	W
12/11	San Diego	17	53	3.1	10	1	2	12	6.0	8	0	65	W
12/17	Denver	13	40	3.1	12	1	4	106	26.5	65t	2	146	W
12/26	at Minnesota	7	13	1.9	9	0	3	4	1.3	4	0	17	L
01/07	*Chicago	11	55	5.0	15	0	3	18	6.0	11	0	73	W
01/15	*Dallas	14	72	5.1	15	0	1	29	29.0	29t	1	101	W
01/29	*San Diego	15	47	3.1	13	1	3	61	20.3	51t	2	108	W
Regular Season Totals (16/16)		239	877	3.7	23	6	66	719	10.9	65t	5	1596	13-3

1995	Opponent	-----Rushing-----					-----Receiving-----					Total	W/L
		Att	Yds	Avg	LG	TD	Rec	Yds	Avg	LG	TD		
09/03	Tampa Bay	17	37	2.2	9	0	5	34	6.8	16	0	71	L
09/09	at Arizona	22	94	4.3	28	0	3	34	11.3	16	0	128	W
09/17	San Diego	19	76	4.0	18	0	6	19	3.2	7	1	95	L
09/24	at Oakland	15	75	5.0	17	0	4	33	8.3	24	0	108	L
10/01	at New Orleans	26	79	3.0	16	0	3	37	12.3	23	0	116	W
10/08	Washington	25	139	5.6	24	0	11	90	8.2	17	0	229	W
10/15	at New York Giants	30	122	4.1	14	1	0	0	0.0	0	0	122	W
10/29	St. Louis	13	38	2.9	26	0	2	17	8.5	11	0	55	W
11/06	at Dallas	18	80	4.4	13	1	0	0	0.0	0	0	80	L
11/12	Denver	18	57	3.2	11	2	4	26	6.5	18	0	83	W
11/19	New York Giants	20	84	4.2	57	2	5	43	8.6	21	0	127	W
11/26	at Washington	25	124	5.0	25	2	4	14	3.5	6	0	138	W
12/03	at Seattle	21	69	3.3	12	2	5	21	4.2	11	0	90	L
12/10	Dallas	33	112	3.4	15	1	6	36	6.0	12	0	148	W
12/17	Phoenix	23	74	3.2	36	0	1	18	18.0	18	0	92	W
12/24	at Chicago	12	13	1.1	9	0	3	12	4.0	9	0	25	L
12/30	*Detroit	18	49	2.7	12	1	3	64	21.3	45t	1	113	W
01/07	*at Dallas	13	39	3.0	9	0	4	45	11.3	18	0	84	L
Regular Season Totals (16/16)		337	1273	3.8	57	11	62	434	7.0	24	1	1707	10-6

		-----Rushing-----					-----Receiving-----					Total	W/L
		Att	Yds	Avg	LG	TD	Rec	Yds	Avg	LG	TD		
1996	Opponent												
09/01	at Washington	18	86	4.8	11	0	1	3	3.0	3	0	89	W
09/09	at Green Bay	10	38	3.8	16	1	1	1	1.0	1	0	39	L
09/15	Detroit	27	153	5.7	52	1	5	57	11.4	24	0	210	W
09/22	at Atlanta	26	121	4.7	56 <i>t</i>	2	3	27	9.0	15	0	148	W
09/30	Dallas	21	68	3.2	8	1	4	26	6.5	9	0	94	L
10/13	at New York Giants	27	110	4.1	11	0	2	8	4.0	5	0	118	W
10/20	Miami	25	173	6.9	49	1	3	23	7.7	11	0	196	W
10/27	Carolina	21	33	1.6	4	1	2	9	4.5	7	0	42	W
11/03	at Dallas	24	116	4.8	17	1	1	3	3.0	3	0	119	W
11/10	Buffalo	19	51	2.7	7	0	5	47	9.4	13	0	98	L
11/17	Washington	26	87	3.3	14	2	6	78	13.0	28	0	165	L
11/24	Arizona	25	64	2.6	9	2	3	36	12.0	17	0	100	L
12/01	New York Giants	29	104	3.6	11	0	6	77	12.8	36	0	181	W
12/05	at Indianapolis	7	33	4.7	14	0	3	22	7.3	8	0	55	L
12/14	at New York Jets	17	75	4.4	23	0	3	13	4.3	8	0	88	W
12/22	Arizona	31	99	3.2	23	1	2	14	7.0	10	0	113	W
12/29	*at San Francisco	20	57	2.9	12	0	5	45	9.0	14	0	102	L
Regular Season Totals (16/16)		353	1411	4.0	56 <i>t</i>	13	51	444	8.7	36	0	1855	10-6

		-----Rushing-----					-----Receiving-----					Total	W/L
		Att	Yds	Avg	LG	TD	Rec	Yds	Avg	LG	TD		
1997	Opponent												
08/31	at New York Giants	18	81	4.5	11	0	1	3	3.0	3	0	89	L
09/07	Green Bay	23	81	3.5	14	0	3	0	0.0	2	0	81	W
09/15	at Dallas	20	106	5.3	20	0	5	14	2.8	9	0	120	L
09/28	at Minnesota	13	61	4.7	23	0	5	27	5.4	9	0	88	L
10/05	Washington	31	104	3.4	13	2	2	36	18.0	20	0	140	W
10/12	at Jacksonville	15	44	2.9	14	0	4	69	17.3	37	0	113	L
10/19	Arizona	24	83	3.5	11	1	3	39	13.0	18	0	122	W
10/26	Dallas	20	88	4.4	14	0	1	4	4.0	4	0	92	W
11/02	at Arizona	21	73	3.5	13	0	4	31	7.8	17	0	104	L
11/10	San Francisco	14	42	3.0	8	0	2	22	11.0	15	0	64	L
11/16	at Baltimore	11	37	3.4	10	0	4	33	8.3	14	0	70	T
11/23	Pittsburgh	20	48	2.4	28	0	2	50	25.0	36	0	84	W
11/30	Cincinnati	20	98	4.9	16 <i>t</i>	1	2	7	3.5	4	0	105	W
12/07	New York Giants	12	39	3.3	12	1	3	15	5.0	13	0	52	L
12/14	at Atlanta	15	95	6.3	27	1	4	35	8.8	17	0	130	L
12/21	at Washington	8	30	3.8	12	0	0	0	0.0	0	0	30	L
Regular Season Totals (16/16)		285	1110	3.9	7	55	48	440	9.2	37	0	1550	6-9-1

Bold italics indicates single-game highs



DEAN WELLS

LB

Height: 6-3

Weight: 248

College: Kentucky

NFL Experience: 6th Year

Seahawks Experience: 6th Year

How Acquired: Draft (4th round 1993)

1997 Games Played/Started: 16/16

Career Games Played/Started: 75/42

Birthdate: July 20, 1970

Birthplace: Louisville, KY

95

1997: Started all 16 games at middle linebacker. Finished third on the team with 92 tackles. Led the team with a season-high 13 tackles versus San Diego (9/21). Also led the team with six tackles versus Atlanta (11/30). Recorded a sack versus Kansas City (11/23)


PRO: Fourth-round 1993 draft choice who has

played both middle and outside linebacker in his career. Used primarily on special teams his first two-and-a-half seasons, before moving into the starting lineup at middle linebacker, due to an injury to Tyrone Stowe in 1995. **1993:** Played 14 games and started at Houston (11/7) in the nickel defense. Inactive against Cleveland (11/14) and Denver (11/28) due to a foot injury. Finished the season

with 15 tackles and two tackles for loss on defense and 11 tackles on special teams **1994:** Played 15 of 16 games, missing the Cincinnati (11/6) game with an ankle sprain. Led team with 16 special teams tackles, according to unofficial press box statistics, including 14 solo stops. Backup middle linebacker and performer on short-yardage and goalline units. **1995:** Played 14 games, starting the last 10 at middle linebacker. Credited with 57 tackles, and a fumble recovery. Had a season-high 10 tackles in his first start against San Diego (9/10). Recovered a fumble at Washington (11/19). Inactive for games two and three with an elbow injury. **1996:** Played 16 games, starting 15. Did not start at Detroit when the Seahawks opened with three cornerbacks. Led team in tackles with 107, one more than Winston Moss. Also led with 82 solo stops. Led or co-led in tackles four times. Posted 16 tackles versus Green Bay (9/22), equaling the third best single-game total in franchise history, and the most since 1994. Totaled two other games with 10 tackles. Had his first career sack in the first Oakland (11/24) game.

COLLEGE: Four-year letterman and three-year starter. Four-time first-team All-Southeastern Conference All-Academic choice. Second player in school history to be a four-time all-academic pick. Finished his career with 206 total tackles, 26 tackles for loss, 17 quarterback sacks, and four blocked kicks, two punts and two field goals. Holds school records for most sacks in a season with 10 and in a game with five versus Indiana, both in 1992. Established career highs in 1992 with 71 tackles, 15 tackles for loss, and 10 sacks. Played both strong outside linebacker and defensive tackle as a junior and was credited with 43 tackles and four sacks. Co-Defensive Lineman of the Year as a sophomore

after registering 68 tackles. Redshirted in 1988. Played in the Blue-Gray and Senior Bowls after his senior season. Graduated at the end of the 1992



Wells has recorded 199 tackles the last two seasons.

spring semester with a degree in Marketing.

PERSONAL: Lettered in football, basketball, and track at Holy Cross High School in Louisville, Kentucky. Team captain in football and was a National Honor Society member. Has been active with the DARE (Drug Awareness and Resistance Education) program, Big Buddies, Kentucky Special Olympics, and SMART (Science Math Achievement Rising Talent). Has hosted a football camp for children in Louisville during the offseason. Lives in Louisville, Kentucky.

WELLS' NFL RECORD

Club	G/S	Tackles			Defense Sacks		Interceptions			LG	TD	PD	FF	FR
		Tkl	So	Asst	QB	Yds	No	Yds	Avg					
1993 Seattle	14/1	15	13	2	0.0	0	0	0	0.0	0	0	0	0	0
1994 Seattle	15/0	8	7	1	0.0	0	0	0	0.0	0	0	0	0	0
1995 Seattle	14/10	57	38	19	0.0	0	0	0	0.0	0	0	3	0	1
1996 Seattle	16/15	107	82	25	1.0	n/a	0	0	0.0	0	0	4	0	2
1997 Seattle	16/16	92	74	18	1.0	2	0	0	0.0	0	0	2	1	1
NFL TOTALS	75/42	273	209	64	2.0	2	0	0	0.0	0	0	9	1	4

ADDITIONAL STATISTICS

Special Teams Tackles: 1993 (Seattle) - 11; 1994 (Seattle) - 16; 1995 (Seattle) - 5; 1996 (Seattle) - 0; 1997 (Seattle) - 1; Career - 33.

SINGLE GAME HIGHS


Tackles: 16, vs. Green Bay 9/29/96

Sacks: 1.0, Two Times (Last: vs. Kansas City 11/23/97)

Interceptions: None

Forced Fumbles: 1, vs. Kansas City 11/23/97)

Fumble Recoveries: 1, 4 Times (Last: vs. Oak 10/26/97)



DARRYL WILLIAMS S


Height: 6-0 **Weight:** 202
College: Miami
NFL Experience: 7th Year
Seahawks Experience: 3rd Year
How Acquired: Free Agent (1996)
1997 Games Played/Started: 16/16
Career Games Played/Started: 96/92
Birthdate: January 8, 1970
Birthplace: Miami, Fl.

33

1997: Started 16 games at free safety. Voted to start in the Pro Bowl after tying for the AFC lead with a career-high eight interceptions. Second on the team with 93 tackles. Named AFC Defensive Player of the Week, when he recorded a career-high and team-equaling three interceptions versus San Diego (9/21). Led the team with a season-high 12 tackles versus the Jets (8/31). Had two interceptions at New Orleans (11/16), including one which was returned 44 yards for a touchdown. Led the team with ten tackles versus Kansas City (11/23).

PRO: Has played 96 straight games, including 32 with Seattle, since being the second of two Cincinnati first-round draft choices in 1992, and was the 28th player picked overall. Played 64 straight games, starting the last 60 at free safety for Cincinnati before signing with the Seahawks as an unrestricted free agent. Led Cincinnati in tackles in 1993 with a career best 123, and was second in 1994 with 102 and 1995 with 98. Intercepted nine passes, returning one 97 yards for a touchdown versus Pittsburgh in 1993, the second-longest return in Bengals history. Credited with 401 tackles, six quarterback sacks, 43 passes defended, five forced fumbles and six fumble recoveries, while in Cincinnati. **1992:** Took over as the starter after four games and earned consensus all-rookie honors. Had four interceptions. **1993:** Started 16 games and played 1,042 of 1,052 (99.1%) of the defensive snaps. Played every snap in 13 games, including 448 over the last seven games. Leading tackler with a career-high 123 and added two sacks. Had a 97-

yard interception return touchdown against Pittsburgh (11/7), the second-longest in team history. **1994:** Started 16 games. Finished second in tackles with 102. Had 12 tackles, a team season high, versus Pittsburgh. Picked off two passes and was credited with one sack. **1995:** Started 16 games. Totaled 98 tackles, 10 passes defended, one sack, and one interception. Added a team high three fumble recoveries. Had an interception and blocked a punt for a safety at Houston (11/12) to stop a 10-game losing streak. Had 10 tackles against both



Named AFC Defensive Player of the Week after picking-off three passes versus San Diego, last year.

NFL INTERCEPTION LEADERS Last Two Years (1996-97)

1.	Keith Lyle	St. Louis Rams	17
2.	Ryan McNeil	Detroit/St. Louis	14
3.	<i>Darryl Williams</i>	<i>Seattle Seahawks</i>	<i>13</i>
4.	Tyrone Braxton	Denver Broncos	13
5.	Aeneas Williams	Arizona Cardinals	12

Indianapolis (9/3) and Houston (11/12). Led team in special teams tackles with 14. **1996:** Started 16 games for the Seahawks at free safety and led team with five interceptions and 148 return yards. Had two interceptions, including a 79-yard touchdown, against San Diego (10/27). Also picked off two passes against the Bills (12/8). Totaled three takeaways in that game, two within the first 10:00, and set up 13 points. Earned AFC Defensive Player of the Week honors. Interception total was the most by a Seahawks player since 1993, while the return yards ranked fifth for one season and the most since 1984. Preserved a 17-13 win at Tampa Bay with a last play interception. Fourth on the team with 80 tackles and co-led with 11 passes defended. Had 12 tackles against Oakland. Signed as an unrestricted free agent on February 21, reuniting him with his former college coach Dennis Erickson.

HONORS: 1992, *First-Team All-Rookie* (College and Pro Football Newsweekly). 1996, *AFC Defensive Player of Week 8* (vs. San Diego). 1997, *AFC*

Pro Bowl starter; AFC Defensive Back of the Year (NFL Players Association); AFC Defensive Player of Week 4 (vs. San Diego).

COLLEGE: Three-year letterman and two-year starter. First-team All-America choice by Associated Press, Kodak, and Walter Camp Foundation as a junior. Finished his career with 173 tackles, eight interceptions, four fumble recoveries and three blocked kicks. Returned two of the interceptions for touchdowns, both in 1991. Lettered as a true freshman on a national championship team in 1989. Also won a national title in 1991. Business major.

PERSONAL: Football and track letterman at American High School in Miami, Florida. All-district and all-state in football. Had a school record 92-yard interception return as a senior. Darryl and his wife, Marlina, have a son, Darryl, Jr. (4/8/96). Lives in Cooper City, Florida.

D. WILLIAMS' NFL RECORD

Club	G/S	Tackles			Defense Sacks		Interceptions				TD	PD	FF	FR
		Tkl	So	Ast	QB	Yds	No	Yds	Avg	LG				
1992 Cincinnati	16/12	78	70	8	2.0	n/a	4	65	16.3	30	0	13	2	1
1993 Cincinnati	16/16	123	95	28	2.0	n/a	2	126	63.0	97t	1	12	1	0
1994 Cincinnati	16/16	102	87	15	1.0	n/a	2	45	22.5	33	0	8	2	2
1995 Cincinnati	16/16	98	78	20	1.0	n/a	1	1	1.0	1	0	10	0	3
1996 Seattle	16/16	80	67	13	0.0	0	5	148	29.6	79t	1	11	0	1
1997 Seattle	16/16	93	68	25	0.0	0	8	172	21.5	44t	1	13	1	1
NFL TOTALS	96/92	574	465	109	6.0	n/a	22	557	25.3	97t	3	67	6	8

SINGLE GAME HIGHS


Tackles: 15, vs. San Diego 9/18/94

Sacks: 1.0, 5 Times (Last: at San Diego 10/30/94)

Interceptions: 3, vs. San Diego 9/21/97

Forced Fumbles: 1, Nine Times (Last: vs. SF 12/21/97)

Fumble Recoveries: 2, at Denver 9/15/91



GRANT WILLIAMS T

Height: 6-7

Weight: 323

College: Louisiana Tech

NFL Experience: 3rd Year

Seahawks Experience: 3rd Year

How Acquired: Free Agent (1996)

1997 Games Played/Started: 16/8

Career Games Played/Started: 24/8

Birthdate: May 10, 1974

Birthplace: Hattiesburg, Ms.

79

1997: Became the team's third tackle in training camp. Started eight games, including four at left tackle and four at right tackle. Made first career start for Walter Jones (ankle sprain) versus San Diego (9/21). Started at Baltimore (12/7), but

missed most of the game with a hip pointer. Returned to play on special teams in the final two games.

PRO: Undrafted free agent who worked his way into the third tackle position before the 1997 sea-

son. **1996:** Played eight games on special teams. Did not play in four games and was inactive for four. One of two free agent rookies to make the roster, along with fellow lineman Frank Beede. Also one of four rookie offensive linemen to make the roster.


COLLEGE: Two-year starter after transferring from Hinds Community College in Hinds, Mississippi.

Lettered in both football and baseball in junior college. Graduated with a degree in Biology.

PERSONAL: Attended Clinton High School in Clinton, Mississippi, lettering in football, basketball, baseball, and track. Grant and his wife, Emily, were married on July 13, 1996. They live in Redmond, Wa.

G. WILLIAMS' NFL RECORD

Career Games Played/Started: 1996 (Seattle) - 8/0, 1997 (Seattle) - 16/8.



TASHE WILLIAMS T

Height: 6-4 **Weight:** 300
College: Northern Colorado
NFL Experience: 1st Year
Seahawks Experience: 1st Year
How Acquired: Free Agent (1997)
1997 Games Played/Started: 0/0
Career Games Played/Started: 0/0
Birthdate: September 23, 1972
Birthplace: Salisbury, Md.

65

1997: Undrafted free agent who went to training camp with New Orleans. Waived by the Saints (8/12) before joining Denver's practice squad (8/27). Released from the Broncos practice squad (9/9). Signed to the Seahawks practice squad (12/10) for the final two weeks of the season.

PRO: Big athletic player with ability to play both tackle positions. Spent the entire offseason in the


Seahawks' weight room.

COLLEGE: Played four years at Northern Colorado after transferring from Georgia. Missed most of his senior season with a knee injury.

PERSONAL: Attended Air Academy in Colorado Springs, Colorado.

T. WILLIAMS' NFL RECORD

Career Games Played/Started: 1997 - 0/0.



WILLIE WILLIAMS CB

Height: 5-9 **Weight:** 180
College: Western Carolina
NFL Experience: 6th Year
Seahawks Experience: 2nd Year
How Acquired: Free Agent (1997)
1997 Games Played/Started: 16/16
Career Games Played/Started: 79/46
Birthdate: December 26, 1970
Birthplace: Columbia, SC

27

1997: Started all 16 games at cornerback after signing as an unrestricted free agent from the Pittsburgh Steelers on February 18. Recorded a career-high 12 tackles, including 11 solo, to help pace a 26-22 win over San Diego (9/21). Forced fum-

bles at Denver (11/2) and at Oakland (12/14). Picked off his only pass of the season versus San Francisco (12/21) while also leading the team with four passes defended.

PRO: Played his first four seasons with Pittsburgh after being drafted on the sixth round in 1993. Played 63 games with 30 starts and was credited with 167 tackles and had eight interceptions, three forced fumbles and two fumble recoveries for Pittsburgh. Led the AFC in interceptions in 1995 with seven. **1993:** Played 16 regular season and one postseason games as a reserve, despite breaking his wrist in game four. Credited with nine tackles on defense and six on special teams, including a forced fumble. **1994:** Played 16 games and both postseason contests. Made first career start at Pittsburgh as an extra defensive back. Led team with 19 special teams tackles, including 12 solo stops. Had five special teams tackles at San Diego (12/24). **1995:** Started 15 of 16 games, playing but not starting at Houston (9/10) in game two. Led the AFC and was third in the NFL with seven interceptions. Started the season as the starting right cornerback, did not start at Houston, then started 11 of 14 games at left cornerback. Started the other three games on the right side, versus Jacksonville (10/29), at Cincinnati (11/19), and versus Houston (12/3). Picked off two passes versus San Diego (10/1) and returned one 63 yards for a touchdown. Also picked off two at Oakland (12/10) and had an interception and fumble recovery versus Cleveland (11/13) on consecutive series. Named AFC Defensive Player of the Month after recording 27 tackles, and three interceptions. Posted a career high 77 tackles, a total that led all defensive backs and finished third overall. Single-game best nine came at Oakland (12/10). Started all three postseason games at left cornerback, including Super Bowl XXX. Led the secondary with 15 tackles, including a touchdown-saving stop in the AFC Championship Game. Had five tackles versus Dallas in the Super Bowl. **1996:** Played 15 games,

starting 14, at right cornerback. Did not play at Jacksonville (9/1) because of a shoulder injury. Totaled 76 tackles, one off his 1995 single-season best and one interception. Had his first career sack, a forced fumble and four passes defended versus Houston (9/29). Started both postseason games and was credited with six tackles.

HONORS: 1995, AFC Defensive Player of the Month for December.

COLLEGE: Three-year starter at Western Carolina. First-team All-Southern Conference choice as a senior after recording 62 tackles and one interception. Two-time second-team pick. Had single-season bests of 87 tackles as a junior and three interceptions as a sophomore. Finished his career with 217 tackles, 41 passes defended, six interceptions, six tackles for loss, and a sack. Tackle totals set a school record for a defensive back. Passes defended were also a record. Majored in Sports Management.

PERSONAL: Member of a state championship team as a senior at Spring Valley High School in Columbia, South Carolina. Intercepted eight passes and averaged 30.0 on kickoff returns as a senior. Also played wide receiver and lettered in track. Owns a real estate company in Columbia, The Canaan Group. Willie and his wife, Melissa, have a son, Dominique (8/6/95). Melissa has a degree in office administration from South Carolina. They live in Columbia, South Carolina. Nicknamed Mighty Mouse.

Mighty Mouse
Earned the nickname
Mighty Mouse
last season, for powerful
crunching hits
despite his small stature.

W. WILLIAMS' NFL RECORD

Club	G/S	Tackles			Defense Sacks		Interceptions			LG	TD	PD	FF	FR
		Tkl	So	Ast	QB	Yds	No	Yds	Avg					
1993 Pittsburgh	16/0	9	7	2	0.0	0	0	0	0.0	0	0	1	0	0
1994 Pittsburgh	16/1	5	5	0	0.0	0	0	0	0.0	0	0	2	0	0
1995 Pittsburgh	16/15	77	69	8	0.0	0	*7	122	17.4	63t	1	17	1	1
1996 Pittsburgh	15/14	76	66	10	1.0	n/a	1	1	1.0	1	0	19	2	1
1997 Seattle	16/16	67	58	9	0.0	0	1	0	0.0	0	0	5	2	0
NFL TOTALS	79/46	232	204	28	1.0	n/a	9	123	13.7	63t	1	44	5	2

*AFC Leader

Club	G/S	Tackles			Post-Season Sacks		Interceptions			LG	TD	PD	FF	FR
		Tkl	So	Ast	QB	Yds	No	Yds	Avg					
1993 Pittsburgh	1/0	2	2	0	0.0	0	0	0	0.0	0	0	0	0	0
1994 Pittsburgh	2/0	0	0	0	0.0	0	0	0	0.0	0	0	0	0	0
1995 Pittsburgh	3/3	15	11	4	0.0	0	0	0	0.0	0	0	4	0	0
1996 Pittsburgh	2/2	6	6	0	0.0	0	1	0	0.0	0	0	1	0	0
NFL TOTALS	8/5	23	19	4	0.0	0	1	0	0.0	0	0	5	0	0

SINGLE GAME HIGHS

Tackles: 12, vs. San Diego 9/21/97

Sacks: 1.0, vs. Houston 9/29/96

Interceptions: 2, 2 Times (Last: at Oakland 12/10/95)

Longest Return: 63t, vs. San Diego 10/1/95


Forced Fumbles: 1, 5 Times (Last: at Oakland, 12/14/97)

Fumble Recoveries: 1, 2 Times (Last: at Carolina 12/22/96)

ADDITIONAL STATISTICS

Special Teams Tackles: 1993 (Pittsburgh) - 6 (5 solo, 1 assist); 1994 (Pittsburgh) - 19 (12/7); 1995 (Pittsburgh) - 2 (2/0); 1996 Pittsburgh - 0; **Career - 27 (19/8).**

Post-Season Special Teams Tackles: 1993 (Pittsburgh) - 0; 1994 (Pittsburgh) - 1 (1 solo); 1995 (Pittsburgh) - 0; 1996 (Pittsburgh) - 0; **Career - 1 (1/0).**



ROBERT WILSON WR

Height: 5-11

Weight: 176

College: Florida A&M

NFL Experience: 1st Year

Seahawks Experience: 1st Year

How Acquired: Free Agent (1997)

1997 Games Played/Started: 0/0

Career Games Played/Started: 0/0

Birthdate: June 23, 1974

Birthplace: Tallahassee, FL.

19

1997: Signed as an undrafted free agent on April 25. Released (8/18), and signed to the practice squad the following day. Spent entire season on the team's practice squad until being signed to the active 53-man roster (12/17). Inactive for the final game of the season versus San Francisco (12/21).

COLLEGE: Three-time first-team All-Mid Eastern Athletic Conference choice. Four-year letterman. Finished his career with a school record 210 receptions for 3,027 yards, with 25 touchdowns, in 45 games. Set single-season marks with 78 receptions and 1,161 yards as a senior. Tied another mark with

10 touchdown receptions. Caught 50 passes for 664 yards and eight scores as a junior and 58 for 857 and five as a sophomore. Played every game as a red-shirt freshman and caught 24 for 345 yards and two scores. Majored in Business Economics.


PERSONAL: Attended Jefferson County High School in Monticello, Florida, lettering in football, basketball, track, and weightlifting. A relative, Ernest Givins, played wide receiver in the NFL with Houston and Jacksonville. Born in Tallahassee, Florida. Lives in Tallahassee.

In Memory Of



DT Glenn Montgomery, 1967-1998. Donations can be made to the Glenn Montgomery Foundation, c/o Dr. Stanley Appell, Baylor College of Medicine, 6501 Fannin Street, Suite NB302, Houston, TX 77030


THE DRAFT



1998 NFL Draft

April 18-19, 1998

Rd	Overall	Name	Pos.	Ht, Wt.	School
1	#15	Anthony Simmons	LB	6-1, 230	Clemson
2	#47	Todd Weiner	T	6-4, 300	Kansas State
3	#76	Ahman Green	RB	6-0, 213	Nebraska
4	#108	DeShone Myles	LB	6-2, 235	Nevada
5		Seattle traded its 5th round pick (#138) to Dallas, for Cowboys' 6th round pick (#162) and 7th round pick (#197).			
6a	#162	Carl Hansen	DT	6-5, 280	Stanford
6b	#169	Bobby Shaw	WR	6-0, 186	California
7	#197	Jason McEndoo	C	6-5, 315	Washington St.



ANTHONY SIMMONS LB

Height: 6-1

Weight: 230

College: Clemson

NFL Experience: Rookie

Seahawks Experience: Rookie

How Acquired: Draft (1st Round 1998)

Birthdate: June 20, 1976

Birthplace: Spartanburg, SC

51

Draft: Drafted with the 15th selection on the first-round of the 1998 draft. One of the fastest linebackers in the '98 draft. Possesses incredible burst and recovery speed, and the ability to pursue from sideline-to-sideline.

LIFE Line


Simmons was a founding member of Leaders In Football and Education, a group of Clemson football players that promotes education throughout South Carolina and the ACC.

COLLEGE: Earned all-America honors all three seasons at Clemson while playing 33 games with 23 starts at weak inside linebacker. Led the team in tackles three times, including a team record 178 as a sophomore in 1996. Ranks third in school history with 486 career tackles. Recorded 19 or more tackles three times for the Tigers. **1997:** First-team All-American by *Associated Press* and the

a 20-9 victory over Maryland. **1996:** First-team All-America by the *Sporting News*. Consensus choice as All-ACC. Semi-finalist for Bronko Nagurski Award, given to the nation's top defensive player. Established a team mark with 178 tackles and added seven sacks for 31 yards. Registered a career-high 20 tackles versus South Carolina. **1995:** National Freshman of the Year by *UPI*. Third-team All-America by *AP*. Consensus All-ACC selection. Named ACC Rookie of the Week five times. Started all but one game. Led the team with 150 tackles with 3.5 sacks. Recorded a season-high 19 tackles in a 17-10 victory over North Carolina.

PERSONAL: Named Defensive Player of the Year in South Carolina by the *Spartanburg Herald-Journal* and the *Greenville News* as a senior at Spartanburg High. Earned All-American mention as a senior. Two-time all-state selection. Led the team to the state Big 16 title as a senior. Created a group called Life (Leaders In Football and Education) Line, consisting of Clemson football players, that spoke to children throughout South Carolina. Extensively involved in youth programs in his home town of Spartanburg, SC. Earned a degree in Marketing. Lives in Spartanburg.

Sporting News. Also, earned consensus All-ACC honors. ACC Player of the Week three times. Led the team with 158 tackles while adding eight sacks for 57 yards. Recorded a season-high 19 tackles in



TODD WEINER

T

Height: 6-4

Weight: 300

College: Kansas State

NFL Experience: Rookie

Seahawks Experience: Rookie

How Acquired: Draft (2nd Round 1998)

Birthdate: September 16, 1975

Birthplace: Bristol, Pa.


74

Draft: Second-round draft choice, 47th overall, in the 1998 draft. Big, strong player with potential to get larger.

COLLEGE: Two-year starter at left tackle where he earned second-team All-America by the *Sporting News* in 1997. Consensus all-Big 12 selection after guiding a ground attack that averaged 220.3 yards per game as a senior. Became a starter before his

junior year. Played on the second unit in 1995 as a sophomore and the third team as a freshman. Red-shirted in 1993.

PERSONAL: Two-time all-county selection and team MVP as a senior at Taravella High in Coral Springs, Florida. Played tight end and guard on offense and both tackle and end on defense. Majored in Social Science. Lives in Coral Springs, FL.



AHMAN GREEN

RB

Height: 6-0

Weight: 213

College: Nebraska

NFL Experience: Rookie

Seahawks Experience: Rookie

How Acquired: Draft (3rd Round 1998)

Birthdate: February 16, 1977

Birthplace: Omaha, Ne.


30

Draft: Selected on the third round, 76th overall, of the 1998 draft. Considered one of the fastest players in the '98 draft. Known for his straight-line speed and ability to get to the corner.

COLLEGE: Three-year starter who ranks second on Nebraska's all-time list with 3,880 yards rushing and 42 touchdowns. Added 300 yards on 35 career receptions with three scores. Also rushed for an additional 326 yards on 45 carries and three TDs in Bowl games. **1997:** All-Big 12 selection and second-team All-American by *AP* and the *Sporting News* while helping Nebraska to a share of the National Championship. Finalist for the Doak Walker Award, given to the nation's top running back. Finished second in the country averaging 156.4 yards per game. Rushed for 1,877 yards on 278 carries (6.8 yard avg.) and 22 touchdowns. Established a Cornhuskers' record for juniors with 132 points. Recorded 12 consecutive 100-plus yard games, while gaining 99 in the season opener. Had three games over 200 yards. Finished his career with 206 yards and two touchdowns in a 42-17,

Orange Bowl victory over Tennessee. **1996:** Led the team with 917 yards on 155 carries (5.9-yard avg.) and seven touchdowns. Earned third-team All-Big 12 honors. Rushed for a career-high 214 yards with one touchdown versus Iowa State. **1995:** Freshman All-America selection by *Football News* and All-Big Eight pick. Big Eight Freshman of the Year. Rushed for 1,086 yards on 141 carries (7.7 yard avg.) and 13 touchdowns.

PERSONAL: High School All-American and state player of the year at Central High in Omaha, Nebraska. Rushed for 1,000 yards at two different schools, Central as a junior and senior, and North High as a sophomore. Won state titles in the 100 & 200 meters, and the 400 meter relay. Also lettered in baseball. Academic All-Big 12 honorable mention in 1996. Two-time all-state academic honoree. Member of the Nebraska Citizenship Team in 1997. Popular speaker at Boys & Girls Clubs in his hometown of Omaha. Involved in youth camps, the Make-A-Wish Foundation and the Husker Outreach program.



DeSHONE MYLES

LB

Height: 6-2 **Weight:** 235
College: Nevada
NFL Experience: Rookie
Seahawks Experience: Rookie
How Acquired: Draft (4th Round 1998)
Birthdate: October 31, 1974
Birthplace: Las Vegas, Nv.


50

Draft: Selected on the fourth round, 108th overall, of the 1998 draft. Big, fast, athletic linebacker who possesses the strength to play inside and the speed to play outside.

COLLEGE: Four-year starter at outside linebacker establishing a school mark with 528 career tackles. Recorded at least ten tackles in 35 of 45 games. Earned All-Big West honors each season. **1997:** Led the team with 132 tackles, while adding five sacks, three forced fumbles and one fumble recovery. Registered 17 tackles in victory over Boise State. **1996:** Big West Defensive Player of the

Year and team MVP as a junior. Led the team with 125 tackles. Added three sacks, two forced fumbles, a blocked kick and one interception. **1995:** Led the team with 133 tackles with three sacks and two forced fumbles. **1994:** Started every game at outside linebacker as a redshirt freshman and led the team with 138 tackles.

PERSONAL: All-state selection at Cheyenne High in Las Vegas, Nevada. Also, lettered in basketball and track. Criminal Justice major. Lives in Las Vegas, Nv.



CARL HANSEN

DT

Height: 6-5 **Weight:** 280
College: Stanford
NFL Experience: Rookie
Seahawks Experience: Rookie
How Acquired: Draft (6th Round [a] 1998)
Birthdate: January 25, 1976
Birthplace: Houston, Tx.


91

Draft: Taken with the first of two sixth-round picks, 162nd overall, in the 1998 draft. Durable run-stopper who has played both defensive end and tackle.

COLLEGE: Three-year starter on the defensive line after shifting from the offensive line as a freshman. Earned All-Pac 10 mention three times while collecting 20.5 sacks, four fumble recoveries and 123 tackles. **1997:** First-team All-Pac 10 after recording 41 tackles and finishing second on the team with six sacks. Started every game at left defensive tackle. **1996:** All-Pac 10 honorable mention. Registered 39 tackles with 6.5 sacks. Played first 11

games at tackle before switching to end for the Sun Bowl. **1995:** All-Pac 10 honorable mention while recording 41 tackles with eight sacks. **1994:** Played in all 11 games at defensive end, after switching from offensive line before the season.

PERSONAL: Earned All-America distinction as an offensive lineman, and District Defensive Lineman of the Year at Stratford High in Houston, Texas. Also lettered in track, throwing the discus. Two-time AAU national finalist in the javelin. Majored in English and earned All-Pac 10 Academic Team honors in 1996. Lives in Houston, Texas.



BOBBY SHAW

WR

Height: 6-0

Weight: 186

College: California

NFL Experience: Rookie

Seahawks Experience: Rookie

How Acquired: Draft (6th Round [b] 1998)

Birthdate: April 23, 1975

Birthplace: San Francisco, Ca.


18

Draft: Drafted with the second of two sixth-round picks in 1998. Sure-handed, quick receiver considered to be at his best on the inside in the slot.

COLLEGE: Golden Bears' all-time leading receiver with 180 catches and 2,731 yards. His 27 touchdowns rank second. Started his final two-and-a-half seasons earning All-Pac 10 honors as a junior and senior. Also served as the team's holder on placements and returned 8 punts for an 8.4-yard average. **1997:** Established a school record with 75 catches for 1093 yards (14.6-yard avg.) and ten touchdowns. Had a career-high 11 receptions for

204 yards with two scores versus Houston. **1996:** Led the team with 58 catches for 888 yards (15.3 yard avg) and nine TDs. **1995:** Started four games and finished second on the team with 38 receptions for 658 yards and a team-high six touchdowns. **1994:** Played primarily on special teams, seeing action at wide receiver in three contests. Redshirted as a freshman in 1993.

PERSONAL: San Francisco City Player of the Year at Galileo High. All-city selection in track and also lettered in basketball. Majored in American Studies and lives in San Francisco, Ca.



JASON McENDOO

C

Height: 6-5

Weight: 315

College: Washington State

NFL Experience: Rookie

Seahawks Experience: Rookie

How Acquired: Draft (7th Round 1998)

Birthdate: February 25, 1975

Birthplace: San Diego, Ca.

52


Draft: Selected on the seventh-round, 197th overall, of the 1998 draft. Big, tough player who played guard in college and was considered one of the better long snappers in the country during his four-year stint at Washington State.

COLLEGE: Three-year starter at left guard and four-year long snapper for the Cougars. Twice earned all-conference mention. **1997:** Named to the All-Pac 10 team after helping guide Washington State to the Rose Bowl while ranking second in the nation in total offense averaging 502.2 yards per game.

1996: All-Pac 10 honorable mention as a junior. **1995:** Started every game as a sophomore. **1994:** Started three games at left guard in his first season. Redshirted in 1993.

PERSONAL: All-America and all-state selection at Aberdeen High in Cosmopolis, Washington. Earned six letters in football and baseball. Majored in Education and earned Academic All-Pac 10 honors in 1996. Uncle, Jim Winn, pitched in the major leagues for ten seasons. Lives in Cosmopolis, Wa.

Draft Summaries



Art Kuehn played in 98 games for the Seahawks.

1976 Veteran Allocation

Player,	Pos.	Former Team	Player,	Pos.	Former Team
Wayne Baker	DT	San Francisco	Gordon Jolley	T	Detroit
Carl Barisich	DT	Cleveland	Gary Keithley	QB	St. Louis
Nick Bebout	T	Atlanta	Art Kuehn	C	Washington
Lyle Blackwood	DB	Cincinnati	Kerry Marbury	RB	New England
Ed Bradley	LB	Pittsburgh	Al Matthews	DB	Green Bay
Dave Brown	DB	Pittsburgh	Sam McCullum	WR	Minnesota
Don Clune	WR	N.Y. Giants	John McMakin	TE	Detroit
Rondy Colbert	DB	N.Y. Giants	Eddie McMillan	DB	L.A. Rams
Dwayne Crump	DB	St. Louis	Bill Olds	RB	Baltimore
Mike Curtis	LB	Baltimore	Jesse O'Neal	DE	Houston
Jerry Davis	DB	N.Y. Jets	Joe Owens	DE	New Orleans
John Demarie	G	Cleveland	Bob Penchion	G	San Francisco
Norm Evans	T	Miami	Bob Picard	WR	Philadelphia
Ken Geddes	LB	L.A. Rams	Rocky Rasley	G	Kansas City
Gary Hayman	RB	Buffalo	Steve Taylor	DB	Denver
Fred Hoaglin	C	Houston	Dave Tipton	DE	San Diego
Neil Graff	QB	New England	Charles Waddell	TE	San Diego
Don Hansen	LB	Atlanta	Larry Woods	DT	N.Y. Jets
Ron Howard	TE	Dallas	Rolly Woolsey	DB	Dallas
Ken Hutcherson	LB	Green Bay			

1976 College Draft

Rd.	Player,	Pos.	College	Rd.	Player,	Pos.	College
1.	Steve Niehaus,	DT	Notre Dame	6.	Alvis Darby	TE	Florida
2a.	Sammy Green	LB	Florida	7.	Dick Dixon	DT	Arkansas St.
2b.	Sherman Smith,	WR	Miami, OH	8.	Larry Shipp	WR	Louisiana St.
2c.	Steve Raible,	WR	Georgia Tech	9.	Bob Bos	T	Iowa St.
3a.	Jeff Lloyd,	DE	West Texas St.	10.	Randy Coffield	LB	Florida St.
3b.	Rick Engles,	P	Tulsa	11.	Keith Muehr	P	SW La.
3c.	Don Bitterlich,	K	Temple	12.	Ron Barnett	WR	Texas, Arlington
4a.	Steve Myer,	QB	New Mexico	13.	Andy Reid	RB	Georgia
4b.	Randy Johnson,	G	Georgia	14.	Jarvis Blinks	DB	Northwestern St.
4c.	Andrew Bolton,	RB	Fisk	15.	Dan Smith	T	Washington St.
5a.	Don Dufek,	DB	Michigan	16.	Jeff Urczyk	G	Georgia Tech
5b.	Ernie Jones,	DB	Miami	17.	Chris Rowland	QB	Washingto
5c.	Larry Bates,	FB	Miami				

1977 College Draft

Rd.	Player,	Pos.	College	Rd.	Player,	Pos.	College
1a.	(choice traded to Dallas)			3.	Dennis Boyd,	DE	Oregon State
1b.	Steve August,	G	Tulsa	4a.	John Yarno,	C	Idaho
	(choice from Dallas Cowboys)			4b.	Larry Seivers,	WR	Tennessee
2a.	Tom Lynch,	T	Boston College		(choice from Minnesota Vikings for Ahmad Rashad, WR)		
	(choice from Dallas Cowboys)			5.	(choice traded to Detroit for Bill Munson, QB)		
2b.	(choice traded to Los Angeles Rams for draft choice and Geoff Reece, C)			6.	Tony Benjamin,	FB	Duke
2c.	Terry Beeson,	LB	Kansas	7.	David Sims,	RB-FB	Georgia Tech
	(choice from Dallas Cowboys)			8.	(choice traded to Houston Oilers for Steve Largent, WR)		
2d.	Peter Cronan,	LB	Boston College	9.	George Adzick,	S	Minnesota
	(choice from Los Angeles Rams)			10.	Sam Adkins,	QB	Wichita State
2e.	(choice traded to Dallas Cowboys for Duke Ferguson, WR) (choice from Dallas Cowboys)			11.	Bill Westbeld,	T	Dayton
				12.	I.V. Wilson,	DT	Tulsa

1978 College Draft

Rd.	Player,	Pos.	College	Rd.	Player,	Pos.	College
1.	Keith Simpson,	DB	Memphis State	9.	Rich Grimmett	T	Illinois
2.	Keith Butler,	LB	Memphis State	10.	Rob Stewart,	WR	Lafayette
3.	Bob Jury,	DB	Pittsburgh	11a.	(choice traded to New Orleans Saints for Andy Dorris, DE)		
4.	Al Hunter,	RB	Notre Dame	11b.	George Halas,	LB	Miami
	(choice exercised in 1977 supplemental draft)				(choice from Miami Dolphins for Carl Barisich, DE)		
5.	Louis Bullard,	T	Jackson State	12.	Jeff Bergeron,	RB	Lamar
6.	Glenn Starks	WR	Texas A & I				
7.	John Harris,	DB	Arizona State				
8.	(choice traded to Minnesota Vikings for Autry Beamon, S and Amos Martin, LB)						

1979 College Draft

Rd.	Player,	Pos.	College	Rd.	Player,	Pos.	College
1.	Manu Tuiasosopo,	DT	UCLA	6.	(choice traded to Dallas Cowboys for Bill Gregory, DE)		
2.	Joe Norman,	LB	Indiana	7a.	Larry Polowski,	LB	Boise State
3a.	Michael Jackson,	LB	Washington		(choice from Washington Redskins for Don Testerman, FB)		
	(choice from San Francisco 49ers for Bob Jury, S)			7b.	(choice traded to Washington in Don Testerman transaction)		
3b.	(choice traded to Dallas Cowboys for Bill Gregory, D)			8.	(choice traded to Detroit Lions for Ernie Price, DE)		
3c.	(choice traded to San Francisco 49ers in Bob Jury trade)			9.	Ezra Tate,	RB	Mississippi State
4a.	(choice voluntarily given to Buffalo Bills for Ahmad Rashad signing)			10.	Robert Hardy,	DT	Jackson State
	(choice acquired from Tampa Bay Buccaneers for Larry Seivers, WR)			11.	Jim Hinesly,	G	Michigan State
4b.	Mark Bell,	TE	Colorado State	12.	Jeff Moore,	RB	Jackson State
5.	(choice traded to Dallas Cowboys for Efren Herrera, K)						

1980 College Draft

Rd.	Player	Pos.	College
1a.	Jacob Green	DE	Texas A & M
	(choice from Buffalo Bills)		
1b.	(choice traded to Buffalo Bills)		
2.	Andre Hines	T	Stanford
3.	(choice traded to Buffalo)		
4.	Terry Dion	DE	Oregon
5a.	Joe Steele	RB	Washington
5b.	Daniel Jacobs	DE	Winston-Salem St.
	(choice from Washington Redskins for Don Testerman, FB)		
6.	Mark McNeal	DE	Idaho

Rd.	Player	Pos.	College
7.	(choice traded to N.Y. Giants for Dan Doomink, FB)		
8a.	Vic Minor	S	N.E. Louisiana
	(choice from Minnesota for Steve Niehaus, DT)		
8b.	Jack Cosgrove	C	Pacific
9.	Jim Swift	T	Iowa
10a.	Ron Essink	T	Grand Valley State
10b.	Billy Reaves	WR	Morris Brown
	(choice from Houston for Sammy Green, LB)		
11.	Tali Ena	RB	Washington State
12.	Presnell Gilbert	CB	U.S. International

1981 College Draft


Rd.	Player	Pos.	College
1.	Kenny Easley	S	UCLA
2.	David Hughes	FB	Boise State
3.	Bill Dugan	G	Penn State
4.	Scott Phillips	WR	Brigham Young
5.	Edwin Bailey	G	South Carolina St.
6.	Steve Durham	DE	Clemson
7a.	Ron Johnson	WR	Long Beach State
7b.	Brad Scovill	TE	Penn State
	(choice from Houston Oilers for Sammy Green, LB)		

Rd.	Player	Pos.	College
8.	Eric Lane	RB	Brigham Young
9a.	Jim Stone	RB	Notre Dame
9b.	Jim Whatley	WR	Washington State
	(choice from Minnesota Vikings for Nick Bebout, T)		
10.	Ken Dawson	RB	Savannah State
11.	Lance Olander	RB	Colorado
12.	Jeff Bednarek	DT	Pacific

1982 College Draft

Rd.	Player	Pos.	College
1.	Jeff Bryant	DE	Clemson
2.	Bruce Scholtz	LB	Texas
3a.	(choice traded to New England for Horace Ivory, RB)		
3b.	Pete Metzelaars	TE	Wabash
	(choice from Buffalo for Tom Lynch, G)		
4.	(choice traded to St. Louis Cardinals for Theotis Brown, RB)		
5.	(choice traded to Los Angeles Rams for Jim Jodat, FB)		

Rd.	Player	Pos.	College
6.	Jack Campbell	T	Utah
7.	Eugene Williams	LB	Tulsa
8.	Chester Cooper	WR	Minnesota
9.	David Jefferson	LB	Miami
10.	Craig Austin	LB	South Dakota
11.	Sam Clancy	TE	Pittsburgh
12.	Frank Naylor	C	Rutgers



David Hughes was a second-round draft choice in 1981.

1983 College Draft

Rd.	Player	Pos.	College	Rd.	Player	Pos.	College
1a.	Curt Warner	RB	Penn State (choice from Houston Oilers)	6.	Reginald Gipson	FB	Alabama A & M
1b.	(choice traded to Houston Oilers)			7.	Sam Merriman	LB	Idaho
2.	(choice traded to Houston Oilers)			8.	Matt Hernandez	T	Purdue
3.	(choice traded to Houston Oilers)			9.	Bob Clasby	T	Notre Dame
4.	(choice traded to St. Louis Cardinals for Theotis Brown, RB)			10.	Pete Speros	G	Penn State
5.	Chris Castor	WR	Duke	11.	Bob Mayberry	G	Clemson
				12.	Don Dow	T	Washington

1984 College Draft

Rd.	Player	Pos.	College	Rd.	Player	Pos.	College
1.	Terry Taylor	CB	Southern Illinois	5b.	(choice traded to Baltimore Colts for Robert Pratt, G)		
2.	Daryl Turner	WR	Michigan State	6.	John Kaiser	LB	Arizona
3.	Fredd Young	LB	New Mexico State	7.	Sam Slater	T	Weber State
4a.	Rickey Hagood	NT	South Carolina (choice from San Francisco 49ers for Manu Tuiaosopo, NT)	8.	John Puzar	C	Long Beach State
4b.	(choice traded to Baltimore Colts for Roger Carr, WR)			9.	Adam Schreiber	G	Texas
5a.	(choice traded to New York Giants for Terry Jackson, CB) (Choice acquired from San Diego for Roger Carr, WR)			10.	Randall Morris	RB	Tennessee
				11.	Steve Gemza	T	UCLA
				12.	Theo Windham	S	Utah State

1984 Supplemental Draft

Rd.	Player	Pos.	College	Rd.	Player	Pos.	College
1.	Gordon Hudson	TE	Brigham Young	3.	Frank Seurer	QB	Kansas
2.	Alvin Powell	G	Winston-Salem St.				

1985 College Draft

Rd.	Player	Pos.	College	Rd.	Player	Pos.	College
1.	(choice traded to Cincinnati Bengals for Blair Bush, C)			6.	(choice traded to New York Giants for Terry Jackson, CB)		
2.	Owen Gill	FB	Iowa	7.	Ron Mattes	T	Virginia
3.	Danny Greene	WR	Washington	8.	Judious Lewis	WR	Arkansas State
4.	Tony Davis	TE	Missouri	9.	Bob Otto	DE	Idaho State
5a.	Mark Napolitan	C	Michigan State (choice from San Diego Chargers for Roger Carr, WR)	10a.	John Conner	QB	Arizona
5b.	Arnold Brown	CB	No. Carolina Central (choice from Pittsburgh Steelers for Steve August, T)	10b.	James Bowers	S	Memphis State (choice from San Francisco 49ers for Manu Tuiaosopo, NT)
5c.	Johnnie Jones	RB	Tennessee	11.	Louis Cooper	LB	Western Carolina
				12.	(choice traded to Buffalo for Reggie McKenzie, G)		

1986 College Draft

Rd.	Player	Pos.	College	Rd.	Player	Pos.	College
1.	John L. Williams	FB	Florida	7b.	Paul Miles	RB	Nebraska (choice from Cleveland Browns for the rights to Sam Clancy, DE)
2.	(choice traded to New England for Bob Cryder, T)			8.	Alonzo Mitz	DE	Florida
3.	Patrick Hunter	CB	Nevada-Reno	9.	Michael Black	T	Sacramento State
4.	(choice traded to Cincinnati Bengals for Dan Ross, TE)			10.	Don Fairbanks	DE	Colorado
5.	Bobby Joe Edmonds	WR	Arkansas	11.	David Norrie	QB	UCLA
6.	Eddie Anderson	S	Fort Valley State	12.	John McVeigh	LB	Miami
7a.	(choice traded to Buffalo Bills for Jon Borchardt, G)						

1987 College Draft

Rd.	Player	Pos.	College
1.	Tony Woods	LB	Pittsburgh
2.	David Wyman	LB	Stanford
3.	(choice traded to Cincinnati Bengals for Mike Wilson, T)		
4.	Mark Moore	S	Oklahoma State
5a.	Tommie Agee	FB	Auburn
	(choice from Detroit Lions for Shelton Robinson, LB)		
5b.	Ruben Rodriguez	P	Arizona
6.	(choice traded to Philadelphia Eagles for Greg Naron, G)		
7a.	Roland Barbay	NT	Louisiana State
	(choice from Minnesota Vikings for John Harris, S)		

Rd.	Player	Pos.	College
7b.	Derek Tennell	TE	UCLA
8.	Sammy Garza	QB	Texas-El Paso
9.	M.L. Johnson	LB	Hawaii
10.	Louis Clark	WR	Mississippi State
11.	Daryl Oliver	RB	Miami
12a.	Wes Dove	DE	Syracuse
	(choice from Green Bay Packers for Dan Ross, TE)		
12b.	Tony Burse	FB	Middle Tennessee St.

1988 College Draft

Rd.	Player	Pos.	College
1.	Brian Bosworth	LB	Oklahoma
	(choice exercised in 1987 supplemental draft)		
2.	Brian Blades	WR	Miami
3.	Tommy Kane	WR	Syracuse
4.	Kevin Harmon	RB	Iowa
5a.	(choice traded to Phoenix Cardinals for Kelly Stouffer, QB)		
	(choice from Dallas Cowboys for Ron Essink, T)		
5b.	(choice traded to San Francisco 49ers for Jeff Kemp, QB)		
6.	Roy Hart	NT	South Carolina

Rd.	Player	Pos.	College
7.	Ray Jackson	CB	Ohio State
8.	Robert Tyler	TE	So. Carolina State
9.	Deatrich Wise	NT	Jackson State
10.	Derwin Jones	DE	Miami
11a.	Rick McLeod	T	Washington
	(choice from Green Bay Packers for Dave Brown, CB)		
11b.	Dwayne Harper	CB	So. Carolina State
12.	Dave DesRochers	T	San Diego State

1989 College Draft

Rd.	Player	Pos.	College
1a.	Andy Heck	T	Notre Dame
	(choice from Indianapolis Colts for Freddie Young, LB)		
1b.	(choice traded to Phoenix Cardinals for Kelly Stouffer, QB)		
2.	Joe Tofflemire	C	Arizona
3.	Elroy Harris	RB	Eastern Kentucky
4a.	Travis McNeal	TE	Ten.-Chattanooga
4b.	James Henry	RS/CB	Southern Mississippi
	(choice from Philadelphia Eagles for Ron Heller, T)		

Rd.	Player	Pos.	College
5.	(choice traded to Phoenix Cardinals for Kelly Stouffer, QB)		
6.	(choice traded to Tampa Bay Buccaneers with Randy Edwards, NT for Ron Heller, T)		
7.	Mike Nettles	CB	Memphis State
8.	Marlin Williams	DE	Western Illinois
9.	David Franks	G	Connecticut
10.	Derrick Fenner	RB	North Carolina
11.	Mike Baum	DE	Northwestern
12.	R.J. Kors	S	Long Beach State

1990 College Draft

Rd.	Player	Pos.	College
1a.	Cortez Kennedy	DT	Miami
	(choice from New England Patriots)		
1b.	(choice traded to New England Patriots)		
1c.	(choice traded to New England Patriots)		
	(choice from Indianapolis Colts for Freddie Young, LB)		
2a.	Terry Wooden	LB	Syracuse
	(choice acquired from New England Patriots)		
2b.	Robert Blackmon	S	Baylor
3.	(choice traded to New England Patriots)		

Rd.	Player	Pos.	College
4.	Chris Warren	RB	Ferrum
5.	Eric Hayes	DT	Florida State
6.	Ned Bolcar	LB	Notre Dame
7.	Bob Kula	T	Michigan State
8.	Bill Hitchcock	T	Purdue
9.	(choice traded to Dallas Cowboys for Daryl Smith, T)		
10.	Robert Morris	DE	Valdosta State
11.	Daryl Reed	CB	Oregon
12.	John Gromos	QB	Vanderbilt

1991 College Draft

Rd.	Player	Pos.	College
1.	Dan McGwire	QB	San Diego State
2a.	(choice traded to Los Angeles Raiders)		
2b.	Doug Thomas	WR	Clemson
	(choice from the Los Angeles Raiders)		
3.	David Daniels	WR	Penn State
4a.	(choice traded to the New England Patriots in 1990.)		
4b.	John Kasay	K	Georgia
	(choice from Los Angeles Raiders)		
5.	Harlan Davis	CB	Tennessee

Rd.	Player	Pos.	College
6.	Michael Sinclair	DE	Eastern New Mexico
7.	(choice traded to Atlanta Falcons for Ronnie Lee, T)		
8.	(choice traded to Los Angeles Raiders for Vann McElroy, S)		
9.	(choice traded to Cleveland Browns for Bob Buczkowski, DE)		
10.	Erik Ringoen, LB	Hofstra	
11.	Tony Stewart, RB	Iowa	
12.	Ike Harris, T	South Carolina	

1992 College Draft

Rd.	Player	Pos.	College
1.	Ray Roberts	T	Virginia
2.	(choice traded to the Minnesota Vikings for Keith Millard, DT)		
3.	Bob Spitulski	LB	Central Florida
4.	(choice traded to the New Orleans Saints for Rueben Mayes, RB)		
5.	Gary Dandridge	S	Appalachian State
6.	Michael Bates	WR	Arizona
7.	Mike Frier	DE	Appalachian State

Rd.	Player	Pos.	College
8.	Muhammad Shamsid-Deen,	RB	Tennessee-Chattanooga
9.	Larry Stayner	TE	Boise State
10.	Anthony Hamlet	DE	Miami
11.	Kris Rongen	G	Washington
12a.	Chico Fraley	LB	Washington
12b.	John MacNeill	DE	Michigan State
	(choice from New York Jets in compensation for Ron Mattes, T)		

1993 College Draft

Rd.	Player	Pos.	College
1.	Rick Mirer	QB	Notre Dame
2.	Carlton Gray	CB	UCLA
3.	(choice traded to the Minnesota Vikings for Keith Millard, DT)		
4.	Dean Wells	LB	Tennessee
5.	Terrence Warren	WR	Hampton
6.	(choice traded to Green Bay Packers for Dave McCloughan, S)		

Rd.	Player	Pos.	College
7.	Michael McCrary	DE	Wake Forest
8a.	Jeff Blackshear	G	NE Louisiana
8b.	Antonio Edwards	DE	Valdosta State
	(choice from Chicago Bears in compensation for signing restricted free agent Joe Cain, LB)		

1994 College Draft

Rd.	Player	Pos.	College
1.	Sam Adams	DT	Texas A&M
2.	Kevin Mawae	C	Louisiana State
3.	Lamar Smith	RB	Houston
4.	Larry Whigham	S	NE Louisiana
5.	(choice traded to San Diego Chargers for 4th round 1995 draft choice)		

Rd.	Player	Pos.	College
6.	(choice traded to New England Patriots for Jon Vaughn, RB)		
7.	Carlester Crumpler	TE	East Carolina

1995 College Draft

Rd.	Player	Pos.	College
1.	Joey Galloway	WR	Ohio State
2.	Christian Fauria	TE	Colorado
3.	(choice to Green Bay Packers for signing of restricted free agent Corey Harris, CB)		
4a.	(choice traded to Arizona Cardinals for Ricky Proehl, WR)		
4b.	Jason Kyle	LB	Arizona State
	(choice from San Diego Chargers for 5th round 1994 choice).		

Rd.	Player	Pos.	College
5.	(choice traded to Detroit Lions for Reggie Barrett, WR)		
6a.	Henry McMillan	DT	Florida
6b.	Eddie Goines	WR	N. Carolina State
	(compensatory choice for a net loss of free agents in 1994)		

1996 College Draft

Rd.	Player	Pos.	College
1a.	(choice traded to Houston Oilers for 1st round 1996 draft choice and Glenn Montgomery, DT)		
1b.	(choice traded to Detroit Lions for 1st round and 3rd round 1996 draft choices)		
	(choice from Houston Oilers.)		
1c.	Pete Kendall	T	Boston College
	(choice from Detroit Lions)		
2.	Fred Thomas	CB	Tennessee-Martin
3a.	Robert Barr	T	Rutgers
3b.	Reggie Brown	FB	Fresno State
	(choice from Kansas City Chiefs through Detroit Lions)		
4a.	Phillip Daniels	DE	Georgia
	(choice from New York Giants through Dallas, Miami, and Jacksonville)		

4b.	(choice traded to Jacksonville Jaguars for 4th round 1996 draft choice)		
4c.	Eric Unverzagt	LB	Wisconsin
	(compensatory choice for a net loss of free agents in 1995)		
5.	(choice traded to Jacksonville Jaguars for 4th round 1996 draft choice)		
6a.	Reggie Green	G	Florida
6b.	T.J. Cunningham	CB	Colorado
	(compensatory choice for a net loss of free agents in 1995)		
7.	Johnie Church	DE	Florida

1997 College Draft

Rd.	Player	Pos.	College
1a.	Shawn Springs	CB	Ohio State
	(choice from Atlanta Falcons on March 28, 1997)		
1b.	Walter Jones	T	Florida State
	(choice from St. Louis Rams through New York Jets and Tampa Bay Buccaneers on April 19, 1997)		
1c.	(choice to Atlanta Falcons on March 28, 1997)		
	(choice from Chicago Bears on February 18, 1997)		
1d.	(choice to Tampa Bay Buccaneers on April 19, 1997)		
2.	(choice to Atlanta Falcons on March 28, 1997)		

Rd.	Player	Pos.	College
3a.	(choice to Tampa Bay Buccaneers on April 19, 1997)		
	(choice from Atlanta Falcons on March 28, 1997)		
3b.	(choice to Atlanta Falcons on March 28, 1997)		
4a.	(choice to Atlanta Falcons on March 28, 1997)		
	(choice from Baltimore Ravens for G Jeff Blakeshear on March 12, 1996)		
4b.	(choice to Chicago Bears on February 18, 1997)		
5.	Eric Stokes	S	Nebraska
6.	Itula Mili	TE	Brigham Young
7.	Carlos Jones	CB	Miami

1998 College Draft

Rd.	Player	Pos.	College
1.	Anthony Simmons	LB	Cemson
2.	Todd Weiner	T	Kansas State
3.	Ahman Green	RB	Nebraska
4.	Deshone Myles	LB	Nevada
5.	(choice to Dallas Cowboys for Cowboys' 6th and 7th round choices)		

Rd.	Player	Pos.	College
6a.	Carl Hansen	DT	Stanford
6b.	Bobby Shaw	WR	California
7.	Jason McEndoo	C	Washington State



Sam Adams and Carlester Crumpler are products of the 1994 College Draft.

Trades



1976

- 8/5 DT Wayne Baker to Oakland Raiders for conditional draft choice.
- 8/26 Eighth-round 1977 draft choice to Houston Oilers for WR Steve Largent.
- 9/6 Fifth-round 1977 draft choice to Detroit Lions for QB Bill Munson.
- 9/6 Exchange of twelfth-round 1977 draft choices with Pittsburgh Steelers for G Ron Coder.
- 9/7 WR Ahmad Rashad to Minnesota Vikings for fourth-round 1977 draft choice (WR Larry Seivers).
- 9/7 S Terry Brown to Cleveland Browns for CB Ted Bachman. Brown had been claimed on waivers from St. Louis Cardinals.

1977

- 5/3 First-round 1977 draft choice (#2) to Dallas Cowboys for first-round (#14) and three second-round 1977 draft choices (G Steve August, T Tom Lynch, LB Terry Beeson)
- 5/3 Second-round 1977 draft choice to Los Angeles Rams for C Geoff Reece and Rams' second-round 1977 draft choice (LB Peter Cronan).
- 5/3 Second-round 1977 draft choice to Dallas Cowboys for WR Duke Ferguson.
- 5/3 LB Ed Bradley to San Francisco 49ers for DT Bill Sandifer.
- 7/20 DT Carl Barisich to Miami Dolphins for eleventh-round 1978 draft choice (LB George Halas).
- 8/30 WR Larry Seivers to Tampa Bay Buccaneers for fourth-round 1979 draft choice. Seattle gives draft choice to Buffalo Bills as voluntary compensation for Ahmad Rashad signing in 1976.
- 9/5 Eighth-round 1978 draft choice to Minnesota Vikings for S Autry Beamon and LB Amos Martin.
- 9/6 Eleventh-round 1978 draft choice to New Orleans Saints for DE Andy Dorris.

1978

- 8/15 Fifth-round 1979 draft choice to Dallas Cowboys for K Efren Herrera.
- 8/28 S Bob Jury and third-round 1979 draft choice to San Francisco 49ers for third-round 1979 draft choice (LB Michael Jackson).
- 8/28 Third-round and sixth-round 1979 draft choices to Dallas Cowboys for DE Bill Gregory and third-round 1979 draft (choice traded).
- 9/27 DT Bill Cooke and eighth-round 1979 draft choice to Detroit Lions for DE Ernie Price.

1979

- 3/30 FB Don Testerman and seventh-round 1979 draft choice to Washington Redskins for seventh-round 1979 (LB Larry Polowski) and fifth-round 1980 draft choices (DE Daniel Jacobs).
- 4/16 G Gordon Jolley to Detroit Lions for past considerations.
- 8/1 DT Steve Niehaus to Minnesota Vikings for DE Carl Eller and eighth-round 1980 draft choice (S Vic Minor).
- 8/21 Seventh-round 1980 draft choice to New York Giants for FB Dan Doornink.

1980

- 4/29 First-round (#16) and third-round 1980 draft choices to Buffalo Bills for first-round (#10) 1980 draft choice (DE Jacob Green)
- 4/30 LB Sammy Green to Houston Oilers for tenth-round 1980 (WR Billy Reaves) and seventh-round 1981 (TE Brad Scoville) draft choices.
- 8/26 Fifth-round 1982 draft choice to Los Angeles Rams for FB Jim Jodat.
- 9/1 T Nick Bebout to Minnesota Vikings for ninth-round 1981 draft choice (WR Jim Whately).

1981

- 9/25 Third-round 1982 draft choice to New England Patriots for RB Horace Ivory.
- 10/13 Fourth-round 1982 and fourth-round 1983 draft choices to St. Louis Cardinals for RB Theotis Brown.
- 10/13 G Tom Lynch to Buffalo Bills for third-round 1982 draft choice (TE Pete Metzelaars).

1982

- 4/30 LB Terry Beeson to Atlanta Falcons for conditional 1983 draft choice.
- 7/12 Fifth-round 1984 draft choice to Baltimore Colts for G Robert Pratt.
- 9/3 Fourth-round 1984 draft choice to Baltimore Colts for WR Roger Carr.

1983

- 4/24 First-round (#9), second-round, and third-round 1983 draft choices to Houston Oilers for first-round (#3) 1983 draft choice (RB Curt Warner).
- 6/28 Twelfth-round 1985 draft choice to Buffalo Bills for G Reggie McKenzie.
- 6/29 First-round 1985 draft choice to Cincinnati Bengals for C Blair Bush.
- 8/24 RB Sherman Smith and WR Roger Carr to San Diego Chargers for fifth-round 1984 draft choice (choice traded) and fifth-round 1985 draft choice (C Mark Napolitan).

1984

- 3/12 Fifth-round 1984 and sixth-round 1985 draft choices to New York Giants for CB Terry Jackson.
- 4/4 NT Manu Tuaiasopo to San Francisco 49ers for fourth-round 1984 and tenth-round 1985 draft choices.
- 7/31 Second-round 1986 draft choice to New England Patriots for T Bob Cryder.
- 10/9 T Steve August to Pittsburgh Steelers for fifth-round 1985 draft choice.



Steve Largent was acquired for an 8th-round pick in August of '76.

1985

- 4/26 Seventh-round 1986 draft choice to Buffalo Bills for G Jon Borchardt.
- 8/20 TE Pete Metzelaars to Buffalo Bills for WR Byron Franklin.
- 8/27 The rights to DE Sam Clancy to Cleveland Browns for seventh-round 1986 draft choice (RB Paul Miles).
- 10/15 Fourth-round 1986 draft choice to Cincinnati Bengals for TE Dan Ross.

1986

- 8/9 Sixth-round 1987 draft choice to Philadelphia Eagles for G Greg Naron.
- 8/19 TE Dan Ross to Green Bay Packers for twelfth-round 1987 draft choice (DE Wes Dove).
- 8/27 Third-round 1987 draft choice to Cincinnati Bengals for T Mike Wilson.
- 9/1 LB Shelton Robinson to Detroit Lions for fifth-round 1987 draft choice (FB Tommie Agee).
- 9/2 S John Harris to Minnesota Vikings for seventh-round 1987 draft choice (NT Roland Barbay).

1987

- 5/19 Fifth-round 1988 draft choice to San Francisco 49ers for QB Jeff Kemp.
- 8/25 T Ron Essink to Dallas Cowboys for fifth-round 1988 draft choice (choice traded).
- 8/26 CB Dave Brown to Green Bay Packers for eleventh-round 1988 draft choice (T Rick McLeod).

1988

- 4/22 Fifth-round 1988, first-round 1989, and fifth-round 1989 draft choices to Phoenix Cardinals for QB Kelly Stouffer.
- 5/4 NT Randy Edwards and sixth-round 1989 draft choice to Tampa Bay Buccaneers for T Ron Heller.
- 5/23 Conditional draft choice to Washington Redskins for CB Tim Morrison.
- 8/1 WR Daryl Turner to Cleveland Browns for an undisclosed draft choice. Turner fails his physical, is returned to Seahawks, and waived.
- 8/22 T Ron Heller to Philadelphia Eagles for fourth-round 1989 draft choice (RS James Henry).
- 9/8 LB Fredd Young to Indianapolis Colts for first-round 1989 (T Andy Heck) and first-round 1990 (choice traded) draft choices.

1989

- 7/25 Ninth-round 1990 draft choice to Dallas Cowboys for T Daryle Smith.
- 7/28 Conditional draft choice to Detroit Lions for T Curt Singer.
- 8/7 C Kevin Thomas to Phoenix Cardinals for conditional draft choice.
- 8/31 CB Terry Taylor to Detroit Lions for FB James Jones.

1990

- 4/22 Two first-round (#8 and #10) and third-round 1990 draft choices and fourth-round 1991 draft choice to New England Patriots for first-round (#3) (DT Cortez Kennedy) and second-round (#29) (LB Terry Wooden) 1990 draft choices.
- 7/27 LB Willie Walker to New York Jets for conditional draft choice.
- 8/26 Conditional draft choice to Detroit Lions for WR John Ford.
- 8/28 Seventh-round 1991 draft choice to Atlanta Falcons for T Ronnie Lee.
- 10/16 Eighth-round 1991 draft choice to Los Angeles Raiders for S Vann McElroy.

1991

- 1/31 T Ron Mattes to New York Jets for twelfth-round 1992 draft choice (DE John MacNeill).
- 4/22 Ninth-round 1991 draft choice to Cleveland Browns for DE Bob Buczkowski.

1992

- 4/25 Second-round 1992 and third-round 1993 draft choices to Minnesota Vikings for DT Keith Millard.
- 4/26 Fourth-round 1992 draft choice to New Orleans Saints for RB Rueben Mayes.

1993

- 4/26 Sixth-round 1993 draft choice to Green Bay Packers for S Dave McCloughan.
- 8/25 Sixth-round 1994 draft choice to New England Patriots for RB Jon Vaughn.

1994

- 4/25 Fifth-round 1994 draft choice to San Diego Chargers for fourth-round 1995 draft choice (LB Jason Kyle).
- 4/28 Fifth-round 1995 draft choice to Detroit Lions for WR Reggie Barrett.

1995

- 3/10 Third-round 1995 draft choice to Green Bay Packers for signing restricted free agent CB Corey Harris.
- 4/3 Fourth-round 1995 draft choice to Arizona Cardinals for WR Ricky Proehl.

1996

- 3/12 G Jeff Blackshear to Baltimore Ravens for fourth-round 1997 draft choice. (choice traded)
- 4/20 First-round 1996 draft choice (#14) to Houston Oilers for first-round 1996 draft choice (#17) and DT Glenn Montgomery.
- 4/20 First-round 1996 draft choice (#17) to Detroit Lions for first-round draft choice (#21) (G Pete Kendall) and third-round 1996 draft choice (FB Reggie Brown).
- 4/20 Fourth and fifth-round 1996 draft choices to Jacksonville Jaguars for fourth-round 1996 draft choice (DE Phillip Daniels).
- 6/27 S Eugene Robinson to Green Bay for DE Matt LaBounty

1997

- 2/18 QB Rick Mirer and fourth round 1997 draft choice (b) to Chicago for first-round (#11) 1997 draft choice (choice traded).
- 3/28 First-round (#11), second-round, third-round, and fourth-round 1997 draft choices to Atlanta for first-round (#3) (CB Shawn Springs) and third-round 1997 draft choices.
- 4/19 First-round (#12) and third-round 1997 draft choices to Tampa Bay Buccaneers for first round (#6) 1997 draft choice (T Walter Jones).
- 9/30 Conditional draft choice to New Orleans Saints for WR Daryl Hobbs.

1998

- 4/19 Fifth-round choice (#138) to Dallas in exchange for sixth-round (#162, DT Carl Hansen) and seventh-round (#197, C Jason McEndoo) selections.

Team Headquarters



On June 18, 1986, the Seattle Seahawks moved into their office and training headquarters adjacent to Northwest College in Kirkland, Washington.

The 37,000 square foot, two-story building, is the Seahawks home for practice during the season and for offseason conditioning.

The lower-level houses meeting rooms, locker rooms for the players and coaches, training and equipment rooms as well as an expanded strength and conditioning area.

Upstairs houses the administrative offices, coaches offices, meeting rooms, and conference rooms.

The Seahawks are able to practice on three regulation fields, two natural grass and one artificial turf. The original turf field was replaced by a new one in 1997. That field is then covered by an inflatable bubble as the weather worsens.

To reach the headquarters from Seattle, take Highway 520 East and exit at the Kirkland Exit. Go right onto Northup Way and left onto 108th Avenue NE (next light). Follow 108th for approximately one mile and turn right onto NE 53rd St. Continue to the top of the hill, passing the player and staff entrance on your left. Turn left at top of the hill into the visitor's parking area.

From the Eastside, take Highway 520 West from I-405 and exit onto 108th Avenue NE. Turn right at the stop sign at the end of the exit and proceed up the hill on 108th. Go approximately one mile to NE 53rd Street and turn right. Turn left at top of the hill into the visitor's parking area.

From Southbound on I-405, take the N.E. 70th Street Exit. Take a left at N.E. 72nd Place and another left at 108th Avenue N.E. Go approximately one mile to NE 53rd Street and turn left. Turn left at top of the hill into the visitor's parking area.

From Sea-Tac Airport, follow the signs to I-405 North. Exit onto Highway 520 Westbound (Seattle) after 20-25 minutes. Take Highway 520 from I-405 and exit onto 108th Avenue NE. Turn right at the stop light at the end of the exit and proceed up the hill on 108th. Go approximately one mile to NE 53rd Street and turn right. Turn left at top of the hill into the visitor's parking area.

Coaches All-Time Roster



Name	Responsibility	Years	College
Arnold, Dave	Special Teams	1995-97	Drake
Becker, John	Off. Coord./WRs	1989-91	Cal State-Northridge
Boghossian, Sam	Off. Coord./OL	1976-77	UCLA
Brasher, Tommy	Defensive Line	1992-98	Arkansas
Bratkowski, Bob	Wide Receivers	1992-94	Washington State
	Offensive Coord./WRs	1995-97	
	Offensive Coordinator	1998	
Brown, Dave	Defensive Coach	1992-98	Michigan
Catlin, Tom	Asst. Head Coach/LBs/Def. Coord.	1983-91	Oklahoma
	Assistant Head Coach/Defense	1992	
	Assistant Head Coach	1993	
	Quality Control	1994-95	
Christensen, Jack	Defensive Backs	1978-82	Colorado State
Dyer, George	Defensive Line	1983-91	Cal-Santa Barbara
Erickson, Dennis	Head Coach	1995-98	Montana State
Flores, Tom	Head Coach	1992-94	Pacific
Gilbertson, Keith	Defensive Assistant	1996	Cent. Washington
	Tight Ends	1997-98	
Harris, Chick	Running Backs	1983-91	Northern Arizona
Hawkins, Ralph	Defensive Backs	1983-88	Maryland
Hollway, Bob	Defensive Coordinator/DBs	1976-77	Michigan
Houck, Hudson	Offensive Line	1992	Southern California
Jackson, Milt	Wide Receivers	1998	Tulsa
James, Ned	Offensive Assistant	1995-96	New Mexico
	Defensive Assistant	1997	
Johnson, Jim	Linebackers	1998	Missouri
Kennan, Larry	Offensive Coordinator/QBs	1992-94	LaVerne
Knox, Chuck	Head Coach	1983-91	Juniata
Krein, Darren	Assistant Strength & Cond.	1997	Miami
Lappano, Tim	Running Backs	1998	Idaho
Lauterbur, Frank	Defensive Line	1982	Mt. Union
LeDuc, Dana	Strength & Conditioning	1995-98	Texas
Leggett, Earl	Defensive Line	1976-77	Louisiana State
MacDonald, Andy	Running Backs	1976-82	Central Michigan
Matsumoto, Arnie	Staff Assistant	1989-95	Lewis and Clark
McCormack, Mike	Head Coach	1982	Kansas
McMackin, Greg	Defensive Coordinator	1995-98	So. Oregon State
Meyer, Ken	Quarterbacks	1983-91	Denison
Meyers, Bill	Assistant Offensive Line	1998	Stanford
Moore, Steve	Wide Receivers	1983-85	Cal-Santa Barbara
	Offensive Coordinator/WRs	1986-88	
Mora, Jim	Defensive Line	1978-81	Occidental
Moyer, Paul	Special Assignments	1990-91	Arizona State
	DBs/Asst. Special Teams	1992-94	
Mudd, Howard	Offensive Line	1978-82	Hillsdale
		1993-97	
Murphy, Mike	Linebackers	1995-97	Huron
Olson, Rich	Quarterbacks	1995-98	Washington State
Patera, Jack	Head Coach	1976-82	Oregon
Peccatiello, Larry	Linebackers	1976-77	William and Mary
	Defensive Coordinator/LBs	1978-80	
Perry, Rod	Defensive Backs	1989-91	Colorado
Prochaska, Ray	Offensive Coordinator/OL	1983-85	Nebraska
Purnell, Russ	Special Assignments	1986	Whittier
	TEs/Asst. Special Teams	1987-91	
	TEs/Special Teams	1992-94	
Raines, Frank	Strength & Conditioning	1990-94	George Mason

Rhyme, Jerry	QB/WRs/TEs	1976-77	Tulsa
	Offensive Coord./QB/WRs/TEs	1978-79	
	Offensive Coord./QB/WRs	1979-82	
Robinson, Willy	Defensive Backs	1995-98	Fresno State
Rodriguez, Pete	Asst. Head Coach/Special Teams	1998	Western St. (Colorado)
Shelmon, Clarence	Running Backs	1992-97	Houston
Simpson, Jackie	Defensive Coord./LBs	1981-82	Mississippi
Smith, Gregg	Assistant Head Coach/TEs	1995-96	Idaho
	Asst. Head Coach/Offensive Line	1997	
	Offensive Line	1998	
Stephenson, Kent	Offensive Line	1985-91	Northern Iowa
Tillman, Rusty	Special Teams	1979-82	Northern Arizona
	Special Teams/TEs	1983-86	
	Special Teams/LBs	1987-91	
	Defensive Coordinator/LBs	1992-94	
Vitt, Joe	Special Assignments	1982-91	Towson State
Yarber, Eric	Offensive Quality Control	1998	Idaho
Zorn, Jim	Offensive Assistant	1997	Cal Poly-Pomona

All-Time Roster



A

Player	Position	Years	GP	GS	College
Abramowitz, Sid	T	1984	4	0	Tulsa
Adams, Sam	DT-DE	1994-97	60	42	Texas A&M
Adams, Theo	T	1992	10	0	Hawaii
Adkins, Sam	QB	1977-82	10	0	Wichita State
Agee, Tommie	FB	1988	16	0	Auburn
Ahrens, Dave	LB	1990	10	3	Wisconsin
Aiu, Charlie	G	1978	1	0	Hawaii
Allen, Harvey	S	1987	2	2	Nevada-Las Vegas
Allert, Ty	LB	1990	1	0	Texas
Allred, Brian	CB	1993-94	4	0	Sacramento State
Alvarez, Wilson	K	1981	4	0	S.E. Louisiana
Anderson, Eddie	S	1986	5	0	Fort Valley State
Anderson, Fredell	DE	1980-82	22	6	Prairie View
Andrews, Ricky	LB	1990	15	0	Washington
Andrews, Tom	C-G	1987	2	2	Louisville
Atkins, James	T-G	1994-97	49	37	S.W. Louisiana
August, Steve	T	1977-84	97	90	Tulsa

B

Bachman, Ted	CB	1976	5	0	New Mexico State
Baham, Curtis	CB	1987	3	0	Tulane
Bailey, Edwin	G-T	1981-91	139	120	South Carolina State
Ballard, Howard	T	1994-97	58	58	Alabama A&M
Barbay, Roland	NT	1987	5	0	Louisiana State
Barber, Michael	LB	1995-97	21	9	Clemson
Barisich, Carl	DE	1976	14	7	Princeton
Barr, Robert	T	1996	*0	0	Rutgers
Bates, Michael	WR	1993-94	31	1	Arizona
Beamon, Autry	S	1977-79	45	39	East Texas State
Bebout, Nick	T	1976-79	56	55	Wyoming
Beede, Frank	G	1996-97	30	8	Panhandle State
Beeson, Terry	LB	1977-81	77	67	Kansas
Bell, Coleman	TE	1996	*0	0	Miami
Bell, Mark	TE-DE	1979-80, 82	41	2	Colorado State
Bellamy, Jay	S	1994-97	50	7	Rutgers

Bengen, Brant	WR	1987	3	0	Idaho
Benjamin, Tony	FB	1977-79	28	1	Duke
Berry, Ray	LB	1993	8	2	Baylor
Bickett, Duane	LB	1994-95	22	1	Southern California
Bitterlich, Don	K	1976	3	0	Temple
Blackmon, Robert	S	1990-96	106	96	Baylor
Blackshear, Jeff	G	1993-95	47	21	Northeast Louisiana
Blackwood, Lyle	S	1976	11	0	Texas Christian
Blades, Bennie	S	1997	10	9	Miami
Blades, Brian	WR	1988-97	140	116	Miami
Bloedorn, Greg	G	1997	2	0	Cornell
Blue, Anthony	CB	1987	3	0	Nevada-Las Vegas
Bolcar, Ned	LB	1990	5	0	Notre Dame
Bolton, Andrew	RB	1976	5	2	Fisk
Borchardt, Jon	G-T	1985-87	42	4	Montana State
Bosworth, Brian	LB	1987-89	24	24	Oklahoma
Bouyer, Willie	WR	1989-90	1	0	Michigan State
Bowman, Barry	P	1987	1	0	Louisiana Tech
Boyd, Dennis	DE-DT-T	1977-79, 81-82	59	27	Oregon State
Boyd, Jerome	LB	1983	5	0	Oregon State
Bradley, Ed	LB	1976	14	14	Wake Forest
Brandon, David	LB	1993-94	20	0	Memphis State
Brilz, Darrick	G-C	1989-93	78	44	Oregon State
Brinson, Larry	RB	1980	8	0	Florida
Brock, Lou	CB	1988	1	0	Southern California
Broussard, Steve	RB	1995-97	43	2	Washington State
Brown, Arnold	CB	1987	2	0	No. Carolina Central
Brown, Chad	LB	1977	15	15	Colorado
Brown, Dave S-	CB	1976-86	159	159	Michigan
Brown, Reggie	FB	1996-97	18	0	Fresno State
Brown, Theotis	RB	1981-83	22	7	UCLA
Brown, Tony	CB	1994-95	29	5	Fresno State
Bryant, Beno	RB	1994	2	0	Washington
Bryant, Cullen	FB	1983-84	19	5	Colorado
Bryant, Jeff	DE-DT	1982-93	175	167	Clemson
Bullard, Louis	T	1978-80	36	15	Jackson State
Burnham, Tim	T	1987-88	3	3	Washington
Burse, Tony	FB	1987	12	0	Middle Tennessee St.
Bush, Blair	C	1983-88	82	78	Washington
Butler, Chuck	LB	1984	8	0	Boise State
Butler, Keith	LB	1978-87	146	132	Memphis State
Butler, Ray	WR	1985-88	41	8	Southern California

C

Cain, Joe	(LB	1989-92, 97	68	13	Oregon Tech
Caldwell, Tony	LB	1987	1	1	Washington
Campbell, Jack	T	1982	1	0	Utah
Carr, Roger	WR	1982	9	2	Louisiana Tech
Castor, Chris	WR	1983-84	23	0	Duke
Chadwick, Jeff	WR	1989-91	39	0	Grand Valley State
Childs, Jason	G	1993	*0	0	North Dakota
Clancy, Sam	DE	1983	13	0	Pittsburgh
Clark, Bernard	LB	1991	2	0	Miami
Clark, Greg	LB	1992	12	0	Arizona State
Clark, Louis	WR	1987-92	55	15	Mississippi State
Clarke, Ken	NT	1988	16	1	Syracuse
Clune, Don	WR	1976	9	1	Penn
Coder, Ron	G	1976-77, 79	43	19	Penn State
Coffield, Randy	LB	1976	13	0	Florida State
Collins, Greg	LB	1976	13	0	Notre Dame
Coleman, Andre	WR	1997	2	0	Kansas State
Colquitt, Jimmy	P	1985	2	0	Tennessee
Comeaux, Darren	LB	1988-91	50	39	Arizona State
Cooke, Bill	DE-DT	1978-80	34	3	Massachusetts
Corley, Chris	TE	1987	1	0	South Carolina
Cortes, Julio	LB	1987	3	3	Miami
Cotton, Marcus	LB	1991	3	0	Southern California

ovington, Tony	S	1995	11	0	Virginia
owlings, Al	DE	1976	1	0	Southern California
rawford, Rufus	RB	1978	16	0	Virginia State
ronan, Peter	LB	1977-79, 81	50	3	Boston College
rumpler, Carlester	TE	1994-97	57	30	East Carolina
ryder, Bob	T	1984-86	32	25	Alabama
unningham, Ed	C	1996	11	3	Washington
unningham, T.J.	S	1996	9	0	Colorado
urtis, Mike	LB	1976	14	14	Duke

D

Daniels, David	WR	1991-92	29	1	Penn State
Daniels, Phillip	DE	1996-97	28	10	Georgia
Darby, Alvis	TE	1976	1	0	Florida
Davis, Anthony	LB	1993	10	0	Utah
Davis, Brian	CB	1991-92	29	2	Nebraska
Davis, Fred	CB	1987	1	1	Western Carolina
Davis, Harlan	CB	1991	0	0	Tennessee
Davis, Tyree	WR	1997	14	1	Central Arkansas
Dean, Vernon	S	1988	16	0	San Diego State
Dee, Donnie	TE	1989	3	3	Tulsa
Demarie, John	G	1976	9	8	Louisiana State
DeVita, Rob	LB	1987	1	0	Illinois Benedictine
Dion, Terry	DE	1980	9	2	Oregon
Dixon, Zachary	RB	1983-84	26	2	Temple
Dodge, Dedrick	S	1991-92	25	0	Florida State
Donaldson, Ray	C	1993-94	32	32	Georgia
Donnelly, Rick	P	1990-91	19	0	Wyoming
Doornink, Dan	FB-RB	1979-85	92	44	Washington State
Doming, Dale	DE	1987	3	3	Oregon
Dorris, Andy	DE	1977	4	1	New Mexico State
Dove, Wes	DE	1987	2	0	Syracuse
Duckett, Forey	S	1994	2	0	Nevada
Dufek, Don	S	1976-77, 79-84	95	6	Michigan
Dugan, Bill	G	1981-83	40	5	Penn State

E

Easley, Kenny	S	1981-87	89	87	UCLA
East, Ron	DT	1977	14	14	Montana State
Edmonds, Bobby Joe	RB	1986-88	42	0	Arkansas
Edmunds, Ferrell	TE	1993-94	23	23	Maryland
Edwards, Antonio	DE	1993-97	51	24	Valdosta State
Edwards, Randy	DE-NT	1984-87	52	4	Alabama
Eisenhooth, John	NT	1987	1	0	Lock Haven
Eisenhooth, Stan	C	1987-88	13	0	Towson State
Eller, Carl	DE	1979	16	8	Minnesota
Engles, Rick	P	1976-77	15	0	Tulsa
Essink, Ron	T	1980-85	83	70	Grand Valley State
Evans, Norm	T	1976-78	38	25	Texas Christian
Evans, Russell	WR	1987	1	0	N.E. Missouri State

F

Fairbanks, Don	DE	1987	3	3	Colorado
Fanning, Mike	DE	1984	16	0	Notre Dame
Farrell, Sean	G	1992	6	0	Penn State
Fauria, Christian	TE	1995-97	42	21	Colorado
Feasel, Grant	C	1987-93	91	51	Abilene Christian
Fenner, Derrick	RB	1989-91	32	23	North Carolina
Ferguson, Duke	WR	1977-79	33	8	San Diego State
Fifer, Bill	T	1979	*0	0	West Texas State
Finzer, Dave	P	1985	12	0	DePauw
Flones, Brian	LB	1981-82	13	0	Washington State
Frank, Malcolm	CB	1992	15	0	Baylor
Franklin, Byron	WR	1985-87	33	1	Auburn
Franklin, Jethro	DE	1989	7	1	Fresno State
Frier, Mike	DT	1994	2	0	Appalachian State
Friesz, John	QB	1995-97	16	10	Idaho

G

Gaines, Greg	LB	1981, 83-88	88	43	Tennessee
Galloway, Joey	WR	1995-97	47	47	Ohio State
Gamache, Vince	P	1986	16	0	Cal State-Fullerton
Garcia, Frank	P	1981	1	0	Arizona
Geddes, Ken	LB	1976-78	36	25	Nebraska
Gelbaugh, Stan	QB	1992-96	13	9	Maryland
Gilbert, Gale	QB	1985-86	25	2	California
Glasgow, Nesby	S	1988-92	77	30	Washington
Glaze, Charles	CB	1987	3	2	South Carolina State
Godfrey, Chris	G	1988	9	2	Michigan
Graff, Neil	QB	1976	*0	0	Wisconsin
Graham, David	DE-NT	1982, 1987	6	2	Morehouse
Graham, Derrick	G	1996-97	25	25	Appalachian State
Graham, Jeff	QB	1993-94	*0	0	Long Beach State
Grant, Will	C	1986	7	6	Kentucky
Gray, Carlton	CB	1993-96	53	45	UCLA
Gray, Oscar	FB	1996-97	9	0	Arkansas
Green, Boyce	RB	1987	2	2	Carson-Newman
Green, Jacob	DE	1980-91	178	176	Texas A&M
Green, Jessie	WR	1979-80	23	0	Tulsa
Green, Paul	TE	1992-94	35	23	Southern California
Green, Sammy	LB	1976-79	60	44	Florida
Green, Tony	KR	1979	11	0	Florida
Greene, Danny	WR	1985	4	0	Washington
Gregory, Bill	DE-DT	1978-80	47	43	Wisconsin
Griffith, Russell	P	1987	2	0	Weber State

H

Hackett, Dino	LB	1993	3	0	Appalachian State
Hagen, Mike	FB	1987	2	1	Montana
Hagler, Scott	K	1987	2	0	South Carolina
Hanousek, Matt	T-G	1987	3	3	Utah State
Hansen, Don	LB	1976	2	0	Illinois
Hardy, Andre	FB	1985	3	1	St. Mary's
Hardy, Darryl	LB	1997	2	0	Tennessee
Hardy, Robert	DT	1979-82	54	53	Jackson State
Harmon, Kevin	RB	1988-89	9	0	Iowa
Harper, Dwayne	CB	1988-93	94	76	South Carolina State
Harris, Corey	CB	1995-96	32	32	Vanderbilt
Harris, Elroy	RB	1989	14	0	Eastern Kentucky
Harris, Franco	FB	1984	8	6	Penn State
Harris, John	S	1978-85	119	112	Arizona State
Harris, Richard	DE-DT	1976-77	28	24	Grambling
Harris, Ronnie	WR	1994-97	42	0	Oregon
Harrison, Martin	DE	1997	8	0	Washington
Hart, Roy	NT	1988-89	16	1	South Carolina
Hauck, Tim	S	1997	16	0	Montana
Hayes, Eric	DT	1990-91	21	3	Florida State
Heck, Andy	T-G	1989-93	77	70	Notre Dame
Heller, Ron	TE	1990, 1992	32	16	Oregon State
Hernandez, Matt	T	1983	8	1	Purdue
Herrera, Efren	K	1978-81	60	0	UCLA
Hicks, Mark	LB	1983	10	1	Arizona State
Hines, Andre	T	1980	9	0	Stanford
Hire, Doug	C	1987	3	1	Linfield
Hitchcock, Bill	T-G	1991-94	51	39	Purdue
Hoaglin, Fred	C	1976	13	7	Pittsburgh
Hobbs, Daryl	WR	1997	10	0	Pacific
Hollie, Doug	DE	1987-88	5	0	Southern Methodist
Hollis, David	CB-S	1987-89	27	0	Nevada-Las Vegas
Howard, Ron	TE	1976-78	42	36	Seattle
Hudson, Gordon	TE	1986	16	4	Brigham Young
Hughes, David	FB	1981-85	69	27	Boise State
Hughes, Van D	T	1987	1	1	Southwest Texas State
Hunter, Al	RB-FB	1977-80	53	5	Notre Dame

Iunter, John	G	1992	5	3	Brigham Young
Iunter, Patrick	CB	1986-94	120	99	Nevada-Reno
Iyde, Glenn	C	1986	3	0	Pittsburgh

I

inocent, Dou	WR	1996	4	0	Mississippi
vin, Darrell	DE	1983	16	0	Oklahoma
ory, Horace	RB	1981-82	12	0	Oklahoma

J

Jackson, Harold	WR	1983	15	6	Jackson State
Jackson, Joe	LB	1987	3	0	San Francisco State
Jackson, Michael	LB	1979-86	105	78	Washington
Jackson, Terry	CB	1984-85	32	0	San Diego State
Jefferson, James	CB	1989-93	58	3	Texas A&I
Jenkins, Melvin	CB	1987-90	60	20	Cincinnati
Jodat, Jim	FB	1980-81	28	18	Carthage
Johns, Paul	WR	1981-84	40	18	Tulsa
Johnson, Gregory	CB	1981-83, 86	56	3	Oklahoma State
Johnson, Johnnie	S	1989	3	1	Texas
Johnson, M.L.	LB	1987-89	37	9	Hawaii
Johnson, Norm	K	1982-90	134	0	UCLA
Johnson, Tracy	FB	1992-95	63	15	Clemson
Jolley, Gordon	G-T	1976-77	26	15	Utah
Jones, Ernie	CB	1976	9	3	Miami
Jones, Horace	DE	1977	1	0	Louisville
Jones, James	FB	1989-92	50	7	Florida
Jones, Mike	LB	1977	12	0	Jackson State
Jones, Mike	TE	1992	4	1	Texas A&M
Jones, Rod	TE	1989	4	0	Washington
Jones, Selwyn	CB	1995-96	31	1	Colorado State
Jones, Walter	T	1997	12	12	Florida State
Joyce, Matt	G	1995	16	13	Richmond
Juma, Kevin	WR	1987	3	2	Idaho
Junior, E.J.	LB	1992-93	9	0	Alabama
Lunkin, Trey	TE	1990-95	92	2	Louisiana Tech
Justin, Kerry	CB	1978-83, 86-87	105	35	Oregon State

K

Kaiser, John	LB	1984-86	48	0	Arizona
Kane, Tommy	WR	1988-92	46	26	Syracuse
Kasay, John	K	1991-94	64	0	Georgia
Kauahi, Kani	C	1982-86	60	5	Hawaii
Kaumeyer, Thom	S	1989-90	8	0	Oregon
Keel, Mark	TE	1987	3	3	Arizona
Keim, Mike	T	1992-95	27	0	Brigham Young
Kemp, Jeff	QB	1987-91	55	7	Dartmouth
Kendall, Pete	G	1996-97	28	27	Boston College
Kennedy, Cortez	DT	1990-97	120	106	Miami
Kinlaw, Reggie	NT	1985-86	30	5	Oklahoma
Kitna, Jon	QB	1997	3	1	Central Washington
Kraayeveld, Dave	DE-DT	1978	12	0	Milton
Krieg, Dave	QB	1980-91	129	116	Milton
Kuehn, Art	C-G	1976-82	98	33	UCLA
Kyle, Jason	LB	1995-96	32	0	Arizona

L

LaBounty, Matt	DE	1996-97	19	6	Oregon
Lambert, Dion	S	1994-95	1	1	UCLA
Lane, Eric	FB-RB	1981-87	97	12	Brigham Young
Largent, Steve	WR	1976-89	200	197	Tulsa
Laughton, Jim	TE	1986	6	0	San Diego State
Lavine, Paul	LB	1987	3	1	Utah State
Le Bel, Harper	TE	1989	16	0	Colorado State

Lee, Ronnie	T	1990-92	34	21	Baylor
Lewis, Will	CB	1980-81	26	0	Millersville State
Leyboldt, John	K	1976-78	25	0	No College
Lincoln, Jeremy	CB	1997	12	3	Tennessee
Lindley, David	QB	1987	*0	0	Linfield
Logan, James	LB	1995-97	26	1	Memphis
Long, Doug	WR	1977-78	16	0	Whitworth
Loville, Derek	RB	1990-91	27	1	Oregon
Lurtsema, Bob	DE-DT	1976-77	27	25	Western Michigan
Lynch, Tom	G	1977-80	60	48	Boston College

M

Mack, Kim	S	1987	1	0	Florida State
Mangiero, Dino	NT	1984	15	0	Rutgers
Marinaro, Ed	FB	1977	2	0	Cornell
Martin, Amos	LB	1977	2	0	Louisville
Martin, Kelvin	WR	1993-94	32	29	Boston College
Mathison, Bruce	QB	1987	3	2	Nebraska
Mattes, Ron	T	1986-90	75	59	Virginia
Mathews, Al	S	1976	14	14	Texas A&I
Mawae, Kevin	C-G	1994-97	62	59	Louisiana State
Maxwell, Vernon	LB	1989	9	7	Arizona State
May, Deems	TE	1997	16	0	North Carolina
Mayes, Rueben	RB	1992-93	17	0	Washington State
McAlister, Ken	S	1982-83	11	0	San Francisco
McCloughan, Dave	CB-S	1993-94	28	12	Colorado
McCrary, Michael	DE	1993-96	58	13	Wake Forest
McCullum, Sam	WR	1976-81	91	78	Montana State
McCutcheon, Lawrence	FB	1980	8	1	Colorado State
McElroy, Vann	S	1990	10	0	Baylor
McGrath, Mark	WR	1981	6	0	Montana State
McGwire, Dan	QB	1991-94	12	5	San Diego State
McKenzie, Reggie	G	1983-84	24	22	Michigan
McKinnis, Hugh	FB	1976	11	5	Arizona State
McKnight, James	WR	1994-97	46	5	Liberty
McMakin, John	TE	1976	12	1	Clemson
McMillan, Eddie	CB	1976-77	28	28	Florida State
McMillian, Henry	DE	1995-96	4	0	Florida
McNeal, Travis	TE	1989-91	48	24	Tenn-Chattanooga
McShane, Charles	LB	1977-79	29	0	Cal Lutheran
McVeigh, John	LB	1987	3	3	Miami
Merriman, Sam	LB	1983-87	71	1	Idaho
Metzelaars, Pete	TE	1982-84	34	13	Wabash
Millard, Bryan	G-T	1984-91	121	99	Texas
Millard, Keith	DT	1992	2	0	Washington State
Miller, Darrin	LB	1988-89	32	0	Tennessee
Miller, Donald	LB	1990	7	0	Idaho State
Miller, Terry	RB	1981	1	0	Oklahoma State
Minor, Vic	S	1980-81	20	0	Northeast Louisiana
Mirer, Rick	QB	1993-96	55	51	Notre Dame
Mitz, Alonzo	DE	1986-89	40	7	Florida
Montgomery, Glenn	DT	1996	7	1	Houston
Moody, Michael	T	1994	*0	0	Southern California
Moon, Warren	QB	1997	15	14	Washington
Moore, Alvin	RB	1987	1	0	Arizona State
Moore, Jeff	RB	1979-81	32	3	Jackson State
Moore, Mark	S	1987	5	0	Oklahoma State
Morris, Michael	LS	1990	4	0	N.E. Missouri State
Morris, Randall	RB	1984-88	61	2	Tennessee
Morton, Michael	RB	1987	2	0	Nevada-Las Vegas
Moss, Winston	LB	1995-97	46	46	Miami
Moyer, Paul	S	1983-89	98	30	Arizona State
Munson, Bill	QB	1976	6	0	Utah State
Murphy, Kevin	LB	1993	14	10	Oklahoma
Myer, Steve	QB	1976-79	13	4	New Mexico

N

Nash, Joe	DT-NT	1982-96	218	169	Boston College
Nelson, Ralph	RB	1976	7	3	No College
Newbill, Richard	LB	1990-92	10	0	Miami
Newton, Bob	G	1976-81	82	66	Nebraska
Niehaus, Steve	DE-DT	1976-78	36	20	Notre Dame
Norman, Joe	LB	1979-81, 83	50	10	Indiana
Norman, Todd	G	1995	*0	0	Notre Dame
O'Brien, Mike	S	1979	3	0	California
O'Callaghan, John	TE	1987	1	0	San Diego State
Olds, Bill	FB	1976	1	1	Nebraska
Orns, Fred	LB	1987	2	0	Chapman College

P

Packer, Walter	CB-KR	1977	10	0	Mississippi State
Pardridge, Curt	WR	1987	3	0	Northern Illinois
Parker, Riddick	DT	1997	10	0	North Carolina
Parros, Rick	FB-RB	1985, 1987	5	1	Utah State
Peets, Brian	TE	1978-79	25	14	Pacific
Penchion, Bob	G	1976	13	13	Alcorn A&M
Perryman, Dean	C	1987	1	0	Washington
Peterson, Todd	K	1995-97	48	0	Georgia
Polowski, Larry	LB	1979	14	0	Boise State
Porter, Rufus	LB	1988-94	98	67	Southern
Powell, Alvin	G	1987-88	18	0	Winston-Salem State
Pratt, Robert	G	1982-85	52	52	North Carolina
Preece, Steve	S	1977	14	14	Oregon State
Price, Ernie	DE	1978-79	16	15	Texas A&I
Pritchard, Mike	WR	1996-97	32	19	Colorado
Proehl, Ricky	WR	1995-96	24	7	Wake Forest

R

Raible, Steve	WR	1976-81	83	8	Georgia Tech
Ramsey, Greg	DE	1987	2	0	Fresno State
Rayhle, Fred	TE	1977	2	0	Tenn-Chattanooga
Reece, Geoff	C	1977	5	0	Washington State
Rennaker, Terry	LB	1980	15	0	Stanford
Richards, Howard	T	1987	2	2	Missouri
Richardson, C.J.	S	1997	15	0	Miami
Richardson, Kyle	P	1997	2	0	Arkansas State
Ridgle, Elston	DE	1989	2	0	Nevada-Reno
Riley, Patrick	DT	1996	*0	0	Miami
Roberts, Ray	T	1992-95	57	46	Virginia
Robinson, Eugene	S	1985-95	170	152	Colgate
Robinson, Rafael	S	1992-95	51	5	Wisconsin
Robinson, Shelton	LB	1982-85	56	35	North Carolina
Roche, Alden	DE	1977-78	21	12	Southern
Rodgers, Tyrone	DT	1992-94	37	0	Washington
Rodriguez, Ruben	P	1987-89	44	0	Arizona
Romes, Charles	CB	1987	#0	0	No. Carolina Central
Ross, Dan	TE	1985	10	5	Northeastern
Ross, Oliver	RB	1976	14	10	Alabama A&M
Rusk, Reggie	CB	1997	2	0	Kentucky

S

Sager, Ken	TE	1987	3	1	Western Washington
Saleaumua, Dan	DT	1997	16	9	Arizona State
Salisbury, Sean	QB	1986	0	0	Southern California
Sandifer, Bill	DT	1977-78	16	15	UCLA
Sanford, Rick	S	1985	5	0	South Carolina
Sawyer, John	TE	1977-78, 80-82	65	39	Southern Mississippi
Scales, Dwight	WR	1984	4	0	Grambling
Scholtz, Bruce	LB	1982-88	96	95	Texas
Schreiber, Adam	G	1984	6	0	Texas

Scoggins, Ron	T	1987	3	0	Nevada-Las Vegas
Seigler, Dexter	CB	1996-97	14	0	Miami
Sevy, Jeff	G-T	1979-80	19	5	California
Shaw, Rickie	T	1993	*0	0	North Carolina
Simonson, Dave	T	1976	5	0	Minnesota
Simpson, Keith	CB-S	1978-85	108	70	Memphis State
Sims, David	FB-RB	1977-79	29	12	Georgia Tech
Sims, Jack	G	1987	3	2	Hawaii
Sinclair, Michael	DE	1991-97	81	41	Eastern New Mexico
Singer, Curt	T	1986, 90-91	24	0	Tennessee
Skansi, Paul	WR	1984-91	100	2	Washington
Skow, Jim	DE	1991	11	1	Nebraska
Smith, Dallas	S	1987	3	3	Valdosta State
Smith, Lamar	RB	1994-97	43	4	Houston
Smith, Sherman	RB	1976-82	82	68	Miami, Ohio
Smith, Steve	FB	1994-95	25	7	Penn State
Snell, Donald	WR	1987	1	0	Virginia Tech
Spagnola, John	TE	1988	16	4	Yale
Speer, Del	S	1994	1	0	Florida
Springs, Shawn	CB	1997	10	10	Ohio State
Spitulski, Bob	LB	1992-94	26	1	Central Florida
Stark, Chad	FB	1987	2	0	North Dakota State
Stark, Rohn	P	1997	4	0	Florida State
Stephens, Rod	LB	1989-94	75	34	Georgia Tech
Stokes, Eric	S	1997	7	0	Nebraska
Stowe, Tyronne	LB	1995	6	6	Rutgers
Strong, Mack	RB	1994-97	54	20	Georgia
Stouffer, Kelly	QB	1988-92	22	16	Colorado State
Strozier, Wilbur	TE	1987	12	3	Georgia
Sutherland, Doug	DT	1981	16	6	Wisconsin-Superior
Sweeney, Jim	C	1995	16	16	Pittsburgh

T

Taylor, Terry	CB	1984-88, 94	79	55	Southern Illinois
Teal, Jimmy	WR	1987-88	6	2	Texas A&M
Terry, Joe	LB	1987	2	0	Cal State-Hayward
Testerman, Don	FB	1976-78	44	26	Clemson
Thomas, Doug	WR	1991-93	39	4	Clemson
Thomas, Frank	CB	1996-97	31	3	Tennessee-Martin
Thomas, Garth	G	1987	1	1	Washington
Thomas, Ricky	S	1987	1	1	Alabama
Thomas, Robb	WR	1992-95	62	3	Oregon State
Thomas, Rodell	LB	1981-82	19	1	Alabama State
Tice, Mike	TE	1981-88, 90-91	130	83	Maryland
Tipton, Dave	DE	1976	12	12	Stanford
Tipton, Rico	LB	1987	3	2	Washington State
Tofflemire, Joe	C	1989-94	33	16	Arizona
Torretta, Gino	QB	1996-97	1	0	Miami
Treggs, Brian	WR	1992	2	0	California
Tuatagaloa, Natu	DE	1992-93	30	15	California
Tuiasopopo, Manu	DT-DE-NT	1979-83	73	64	UCLA
Turner, Daryl	WR	1984-87	59	40	Michigan State
Turner, Kevin	LB	1981	8	0	Pacific
Tuten, Rick	P	1991-97	101	0	Florida State
Tyler, Robert	TE	1989	9	9	South Carolina State

U

Unverzagt, Eric	LB	1996-97	9	0	Wisconsin
-----------------	----	---------	---	---	-----------

V

Vaughn, Jon	RB	1993-94	26	2	Michigan
-------------	----	---------	----	---	----------

W

Wagner, Vince	K	1981	*0	0	Northwestern, Minn.
Waits, Alex	P	1991	3	0	Texas

Walker, Byron	WR	1982-86	58	3	Citadel
Walker, Tim	LB	1980	16	0	Savannah State
Walsh, Jim	FB	1980	4	0	San Jose State
Warner, Curt	RB	1983-89	93	92	Penn State
Warren, Chris	RB	1990-97	123	89	Ferrum
Warren, Terrence	WR	1993-94	16	0	Hampton University
Watters, Orlando	CB	1994	16	8	Arkansas
Weaver, Herman	P	1977-80	61	0	Tulsa
Weber, Roger	G	1987	*0	0	Kent State
Webster, Cornell	CB	1977-80	52	33	Tulsa
Wells, Dean	LB	1993-97	75	42	Kentucky
Werner, Matt	DE	1994	*0	0	UCLA
West, Jeff	P	1981-85	58	0	Cincinnati
Wheat, Warren	G	1989-91	16	7	Brigham Young
White, Chris	S	1987	1	0	Tennessee
White, Jim	DE	1976	2	0	Colorado State
White, Mike	DT	1981-82	20	8	Albany State
Wiley, Charles	DT	1987	1	1	Nevada-Las Vegas
Williams, Brent	DE	1994-95	21	19	Toledo
Williams, Darryl	S	1996-97	32	32	Miami
Williams, Eugene	LB	1982-83	13	1	Tulsa
Williams, Grant	T	1996-97	24	8	Louisiana Tech
Williams, James	FB	1987	1	0	Fresno State
Williams, John	FB	1985	2	0	Wisconsin
Williams, John L.	FB	1986-93	123	115	Florida
Williams, Lester	NT	1987	2	0	Miami
Williams, Ronnie	TE	1996	13	3	Oklahoma State
Williams, Willie	CB	1997	16	16	Western Carolina
Willis, Donald	G	1995	*0	0	North Carolina A&T
Wilmer, Ray	S	1984	3	0	Louisiana Tech
Wilson, Robert	WR	1997	*0	0	Florida A&M
Wilson, Mike	T	1986-89	60	60	Georgia
Wimmer, Gary	LB	1983	3	0	Stanford
Wooden, Terry	LB	1990-96	89	87	Syracuse
Woods, Larry	DT	1976	6	0	Tennessee State
Woods, Tony	LB-DE	1987-92	89	79	Pittsburgh
Woolsey, Rolly	CB	1976	14	11	Boise State
Wyman, David	LB	1987-92	61	56	Stanford

Y

Yarno, John	C	1977-82	74	62	Idaho
Young, Charle	TE	1983-85	45	43	Southern California
Young, Fredd	LB	1984-87	60	41	New Mexico State
Young, Renard	CB	1987	3	3	Nevada-Las Vegas

Z


Zorn, Jim	QB	1976-84	126	100	Cal Poly-Pomona
-----------	----	---------	-----	-----	-----------------

* on active roster, but did not play in a game



Fredd Young was voted to the Pro Bowl four times.

'97 SEASON



1997 Season



1 New York Jets 41, Seattle Seahawks 3 Sunday, August 31, 1997 — Kingdome

Neil O'Donnell threw a career-high five touchdown passes to lead the New York Jets to a 41-3 win over the Seattle Seahawks in the Kingdome. The game was the first for new Jets head coach Bill Parcells, while the loss was the worst ever for the Seahawks at home. O'Donnell connected twice with Jeff Graham and Wayne Chrebet and once with Kyle Brady. His five were the most touchdown passes ever against the Seahawks. Running back Adrian Murrell aided O'Donnell with 131 rushing yards on 24 carries. New York scored on their first seven possessions, excluding a one play drive at the end of the half. Touchdown passes by O'Donnell to Chrebet and Graham, sandwiched around rookie kicker John Hall's 55-yard field goal, gave the visitor's a 17-0 first quarter lead. Hall's effort tied a Jets record and came on his first career attempt. It was 27-3 at the half on Brady's touchdown and Hall's 28-yard field goal. Seattle's only points came on Todd Peterson's 31-yard field goal at the end of a drive that cost the Seahawks the services of starting quarterback John Friesz, who suffered a broken thumb.

		N.Y. Jets	17	10	14	0	—	41
		Seattle	0	3	0	0	—	3
NYJ	1	9:07	Chrebet 35 pass O'Donnell Hall kick)					
NYJ	1	7:25	Hall 55 FG					
NYJ	1	4:26	Graham 26 pass O'Donnell (Hall kick)					
NYJ	2	13:42	Brady 1 pass O'Donnell (Hall kick)					
NYJ	2	8:31	Hall 28 FG					
SEA	2	0:11	Peterson 31 FG					
NYJ	3	12:25	Chrebet 31 pass O'Donnell (Hall kick)					
NYJ	3	8:40	Graham 47 pass O'Donnell (Hall kick)					
Att.	—	53,893						

INDIVIDUAL STATISTICS

					RUSHING				
New York	Att	Yds	LG	TD	Seattle	Att	Yds	LG	TD
Murrell	24	131	15	0	Warren	15	64	19	0
L. Johnson	11	36	10	0	Smith	2	17	15	0
TOTAL	40	164	15	0	TOTAL	19	84	19	0

					PASSING				
New York	A	C	Yds	TD	Seattle	A	C	Yds	TD
O'Donnell	25	18	270	5	Friesz	21	10	79	0
L. Johnson	1	0	0	0	Moon	21	7	89	0
TOTAL	26	18	270	5	TOTAL	42	17	168	0

					PASS RECEIVING				
New York	No	Yds	LG	TD	Seattle	No	Yds	LG	TD
K. Johnson	6	68	15	0	Pritchard	4	42	13	0
Graham	3	100	47	2	Galloway	3	34	17	0
Chrebet	3	73	35	2	Blades	3	33	15	0
TOTAL	18	270	47	5	TOTAL	17	168	22	0

DEFENSE

New York — Tackles: Jones 8. Sacks: Jones 1.0. Interceptions: Mickens 1. Forced Fumbles: Lewis 1. Fumble Recoveries: Coleman 1.
 Seattle — Tackles: D. Williams 12. Sacks: None. Interceptions: None. Forced Fumbles: C. Brown 1. Fumble Recoveries: None.

TEAM STATISTICS

	New York	Seattle
Total First Downs	28	16
Third Down Eff.	6/10 60.0%	4/13 30.8%
Total Net Yards	434	247
Total Off. Plays	66	62
Avg. Per Play	6.6	4.0
Net Yards Rushing	164	84
Total Rushing Plays	40	19
Net Yards Passing	270	163
Times Sacked/Yards Lost	0/0	1/5
Pass Atts-Comps-Ints	26-18-0	42-17-0
Punts -No. And Avg.	2-37.5	5-44.6
Penalties-No. And Yards	5-45	10-56
Fumbles-No. And Lost	2-0	2-1
Touchdowns	6	1
Field Goals Made-Att	2-2	1-1

2 Denver Broncos 35, Seattle Seahawks 14

Sunday, September 7, 1997 — Kingdome

John Elway passed for a pair of touchdowns and Darrien Gordon returned an interception for a touchdown as the Denver Broncos posted a comeback 35-14 win in the Kingdome. The Broncos jumped up 10-0 in the first quarter on a Jason Elam field goal and Elway's 14-yard scoring pass to Ed McCaffrey, their first of two on the day. The Seahawks came back with 14 points within 16 seconds as Warren Moon, connected with Carlester Crumpler with a 12-yard scoring pass with 1:11 left in the half. On the Broncos first play following the kickoff, Michael Sinclair sacked Elway, forcing a fumble that Chad Brown returned 26 yards for his first career touchdown and a 14-10 lead. The two scores were the fourth quickest back-to-back scores in Seahawks history. Elway, however, came back to drive Denver 31 yards for Elam's 51-yard field goal with two seconds left in the half. Denver upped their lead to 28-14 at the end of the third quarter on Elway's second touchdown to McCaffrey, a 21-yarder, and Gordon's 32-yard interception return score. Terrell Davis closed out the scoring with a one-yard fourth quarter touchdown.

			Denver	10	3	15	7	—	35
			Seattle	0	14	0	0	—	14
DEN	1	10:37	Elam 38 FG [8-32, 4:23]						
DEN	1	4:22	McCaffrey 14 pass Elway (Elam kick) [9-71, 4:12]						
SEA	2	1:11	Crumpler 12 pass Moon (Peterson kick) [12-79, 6:29]						
SEA	2	0:55	C. Brown 26 opponent fumble return (Peterson kick)						
DEN	2	0:02	Elam 51 FG [6-31, 0:53]						
DEN	3	0:59	McCaffrey 21 pass Elway (Sharpe pass Elway) [8-77, 4:26]						
DEN	3	0:00	Gordon 32 interception return (Elam kick)						
DEN	4	7:22	Davis 1 run (Elam kick) [5-62, 2:18]						
Att.	—	55,859							

INDIVIDUAL STATISTICS

RUSHING

Denver	Att	Yds	LG	TD	Seattle	Att	Yds	LG	TD
Davis	21	107	14	1	Smith	12	54	25	0
Loville	5	22	9	0	Warren	11	26	10	0
TOTAL	30	143	14	1	TOTAL	24	69	25	0

PASSING

Denver	A	C	Yds	TD	I	Seattle	A	C	Yds	TD	I
Elway	26	18	197	2	0	Moon	33	20	222	1	1
TOTAL	26	18	197	2	0	TOTAL	33	20	222	1	1

PASS RECEIVING

Denver	No	Yds	LG	TD	Seattle	No	Yds	LG	TD
McCaffrey	8	93	21	2	Crumpler	5	50	12	1
Sharpe	4	62	26	0	Galloway	4	84	29	0
R. Smith	2	9	10	0	Smith	4	20	11	0
TOTAL	18	197	26	2	TOTAL	20	222	29	1

DEFENSE

Denver — Tackles: Braxton 11. Sacks: N. Smith 1.0. Interceptions: Gordon 1 (TD). Forced Fumbles: None. Fumble Recoveries: None.

Seattle — Tackles: Blades 9. Sacks: Sinclair 2.0. Interceptions: None. Forced Fumbles: Sinclair 1. Fumble Recoveries: C. Brown 1 (TD).

TEAM STATISTICS

	Denver	Seattle
Total First Downs	20	16
Third Down Eff.	6/11 54.6%	6/14 42.9%
Total Net Yards	331	289
Total Off. Plays	58	58
Avg. Per Play	5.7	5.0
Net Yards Rushing	143	69
Total Rushing Plays	30	24
Net Yards Passing	188	220
Times Sacked/Yards Lost	2/9	1/2
Pass Atts-Comps-Ints	26-18-0	33-20-1
Punts -No. And Avg.	3-36.0	5-46.4
Penalties-No. And Yards	4-25	10-134
Fumbles-No. And Lost	1-1	1-0
Touchdowns	4	2
Field Goals Made-Att	2-2	0-0
Time Of Possession	29:28	30:32

3

Seattle Seahawks 31, Indianapolis Colts 3 Sunday, September 14, 1997 — RCA Dome

The Seattle defense limited the Indianapolis Colts to a Seahawks' franchise record low 118 yards and recorded eight sacks in a 31-3 win in the RCA Dome. Seattle's previous fewest yards allowed was 120 against the Cleveland Browns on September 3, 1984. The 28-point margin of victory was the most ever by the Seahawks on the road. Linebacker Chad Brown recorded three of the sacks and was named AFC Defensive Player of the Week for his effort. Phillip Daniels had two sacks as the Seahawks held the Colts to a net 23 yards passing. The Colts got on the board first on a 46-yard Cary Blanchard field goal on their first possession. Seattle responded with 31 straight points, including rushing touchdowns from Lamar Smith (3 yards), Warren Moon (1), and Chris Warren (36). Moon's score made him the oldest NFL player (40 years, 10 months) to score a touchdown. Indianapolis set up that drive by moving to the Seattle 2, but Jay Bellamy and Cortez Kennedy combined to stop Lamont Warren for a two-yard loss on fourth down.

Seattle	7	10	0	14	—	31
Indianapolis	3	0	0	0	—	3

IND	1	9:08	Blanchard 46 FG [11-37, 5:52]
SEA	1	5:40	Smith 3 run (Peterson kick) [8-65, 3:28]
SEA	2	13:43	Moon 1 run (Peterson kick) [9-80, 4:31]
SEA	2	0:49	Peterson 27 FG [11-64, 3:26]
SEA	4	13:41	Pritchard 20 pass Moon (Peterson kick) [9-70, 5:39]
SEA	4	2:59	Warren 36 run (Peterson kick) [10-96, 6:20]
Att.	—	49,194	

INDIVIDUAL STATISTICS

RUSHING

Seattle	Att	Yds	LG	TD	Indianapolis	Att	Yds	LG	TD
Smith	12	76	18	1	Faulk	17	58	11	0
Warren	9	61	36	1	Harbaugh	4	30	14	0
TOTAL	25	153	36	3	TOTAL	25	95	14	0

PASSING

Seattle	A	C	Yds	TD	I	Indianapolis	A	C	Yds	TD	I
Moon	38	24	270	1	1	Harbaugh	17	11	77	0	0
TOTAL	38	24	270	1	1	TOTAL	17	11	77	0	0

PASS RECEIVING

Seattle	No	Yds	LG	TD	Indianapolis	No	Yds	LG	TD
Galloway	6	58	12	0	Harrison	4	38	14	0
Warren	6	45	16	0	Bailey	3	23	8	0
Pritchard	4	69	22	1	2 players with	2			
TOTAL	24	270	22	1	TOTAL	11	77	14	0

DEFENSE

Seattle — Tackles: Moss 9. Sacks: C. Brown 3, Daniels 2.0, Adams 1.0, Kennedy 1.0, Sinclair 1.0. Interceptions: None. Forced Fumbles: Sinclair 1. Fumble Recoveries: None.

Indianapolis — Tackles: Coryatt 9. Sacks: Coryatt 1.0. Interceptions: C. Gray 1. Forced Fumbles: None. Fumble Recoveries: None.

TEAM STATISTICS

	Seattle	Indianapolis
Total First Downs	27	11
Third Down Eff.	6/10 60.0%	3/12 25.0%
Total Net Yards	423	118
Total Off. Plays	64	50
Avg. Per Play	6.6	2.4
Net Yards Rushing	153	95
Total Rushing Plays	25	25
Net Yards Passing	270	23
Times Sacked/Yards Lost	1/0	8/54
Pass Atts-Comps-Ints	38-24-1	17-11-0
Punts -No. And Avg.	3-41.0	7-43.3
Penalties-No. And Yards	6-60	5-28
Fumbles-No. And Lost	0-0	1-0
Touchdowns	4	0
Field Goals Made-Att	1-1	1-1
Time Of Possession	31:20	28:40

4 Seattle Seahawks 26, San Diego Chargers 22 Sunday, September 21, 1997 — Kingdome

Steve Broussard's one-yard touchdown run with 1:22 left gave the Seahawks a win over the San Diego Chargers in the Kingdome. Broussard, who was seeing his first action of the season on offense, gained 69 of his game-high 72 yards in the fourth quarter. Seattle battled back three times from deficits of 13-3, 16-13 and 22-20. Warren Moon threw touchdowns of 5 yards to Mack Strong and 53 yards to Joey Galloway. The first touchdown closed the gap to 13-10 in the second quarter and the latter put Seattle up 20-19 with 13:01 remaining. For the second straight game the Seahawks defense held the opposition without a touchdown. San Diego had built their lead on the strength of five John Carney field goals and Rodney Harrison's 75-yard interception return touchdown. It was Carney's third career game versus the Seahawks with at least five field goals. Darryl Williams led the Seattle defense with a single-game best three interceptions, tying the franchise record, and was named AFC Defensive Player of the Week. Willie Williams had a personal best 12 tackles, while Dean Wells had a game-high 13. The Seahawks entered the game without the services of starting left tackle Walter Jones and wide receiver Ronnie Harris, while wide receiver Brian Blades was limited. Seattle lost DT Cortez Kennedy and DE Phillips Daniels during the contest. Grant Williams made his first career start for Jones, while Matt Labounty subbed for Daniels and contributed a sack. Michael Sinclair recorded a sack for the third straight game. Carney also kicked five field goals versus Seattle on 9/1/96 and had six on 9/5/93.

		San Diego	0	16	0	6	—	22
		Seattle	3	10	0	13	—	26
SEA	1	10:19	Peterson 41 FG [6-38, 2:55]					
SD	2	14:55	Carney 22 FG [12-48, 5:44]					
SD	2	13:37	Harrison 75 interception return (Carney kick)					
SD	2	7:13	Carney 27 FG [10-41, 3:47]					
SEA	2	3:34	Strong 5 pass Moon (Peterson kick) [8-85, 3:39]					
SEA	2	1:50	Peterson 37 FG [5-7, 1:28]					
SD	2	0:11	Carney 26 FG [11-61, 1:39]					
SD	4	13:42	Carney 41 FG [4-1, 1:49]					
SEA	4	13:01	Galloway 53 pass Moon (Peterson kick) [3-69, 0:41]					
SD	4	5:21	Carney 41 FG [9-47, 4:22]					
SEA	4	1:22	Broussard 1 run (Moon pass incomplete) [9-80, 3:59]					
Att.	—	51,110						

INDIVIDUAL STATISTICS

San Diego					RUSHING				
Att	Yds	LG	TD		Seattle	Att	Yds	LG	TD
Brown	16	46	9	0	Broussard	11	72	20	1
Pegram	5	15	6	0	Warren	9	21	9	0
TOTAL	26	79	11	0	TOTAL	27	92	20	1

						PASSING					
San Diego	A	C	Yds	TD	I	Seattle	A	C	Yds	TD	I
Humphries	46	25	239	0	3	Moon	34	17	253	2	2
TOTAL	46	25	239	0	3	TOTAL	34	17	253	2	2

San Diego					PASS RECEIVING				
No	Yds	LG	TD		Seattle	No	Yds	LG	TD
Martin	5	62	22	0	Pritchard	7	83	24	0
F. Jones	5	60	20	0	Galloway	5	106	53	1
Brown	5	34	12	0	Davis	2	48	37	0
TOTAL	25	239	22	0	TOTAL	17	253	53	2

DEFENSE

San Diego — Tackles: Harrison 10. Sacks: Seau 1.0. Interceptions: Harrison 1 (TD). Forced Fumbles: None. Fumble Recoveries: Harrison 1.

Seattle — Tackles: Wells 13. Sacks: LaBounty 1.0, Sinclair 1.0. Interceptions: D. Williams 3. Forced Fumbles: None. Fumble Recoveries: None.

TEAM STATISTICS

	San Diego		Seattle	
Total First Downs		20		21
Third Down Eff.	4/15	26.7%	3/12	25.0%
Total Net Yards		309		343
Total Off. Plays		74		62
Avg. Per Play		4.2		5.5
Net Yards Rushing		79		92
Total Rushing Plays		26		27
Net Yards Passing		230		251
Times Sacked/Yards Lost		2/9		1/2
Pass Atts-Comps-Ints	46-25-3		34-17-2	
Punts -No. And Avg.	4-52.5		5-45.0	
Penalties-No. And Yards	6-68		9-60	
Fumbles-No. And Lost	0-0		2-0	
Touchdowns	1		3	
Field Goals Made-Att	5-5		2-2	
Time Of Possession	32:47		27:13	

5

Kansas City Chiefs 20 Seattle Seahawks 17 (overtime) Sunday, September 28, 1997 — Arrowhead Stadium

Pete Stoyanovich's 41-yard field goal with 1:56 left in overtime gave the Kansas City Chiefs a 20-17 win over the Seahawks in Arrowhead Stadium. The win was the seventh straight and 15th in 16 meetings between the teams in Kansas City. Safety James Woods picked off a Seahawks pass and return it to midfield setting up the Chiefs game-winning drive. Marcus Allen, who'd scored two touchdowns, ran four times for eight yards on the drive, including a two-yard dive on a third-and-one play. Allen's two scores helped overcome a 10-0 Seattle lead built on Warren Moon's 41-yard touchdown pass to Joey Galloway and Todd Peterson's 44 yard field goal. Interceptions by Darryl Williams and Bennie Blades set up both scores. After the Chiefs went up 14-10, the Seahawks re-took the lead on Moon's 54-yard touchdown pass to James McKnight. Kansas City countered with a 29-yard Stoyanovich field goal with 13:14 left to tie the game. Seattle had a chance to win late, but Peterson missed a 58-yard try at the gun. Seattle played without defensive tackle Cortez Kennedy (knee) and defensive end Phillips Daniels (knee) and lost Galloway to a sprained ankle during the game. Kansas City missed linebacker Derrick Thomas (arm).

Seattle	7	3	7	0	(0)	—	17
Kansas City	0	7	7	3	(3)	—	20

SEA	1	8:33	Galloway 41 pass Moon (Peterson kick) [3-53, 1:18]
SEA	2	9:34	Peterson 44 FG [14-61, 8:26]
KC	2	5:11	Allen 8 run (Stoyanovich kick) [8-77, 4:23]
KC	3	7:03	Allen 1 run (stoyanovich kick) [11-79, 6:09]
SEA	3	5:24	McKnight 54 pass Moon (Peterson kick) [3-78, 1:39]
KC	4	13:14	Stoyanovich 29 FG [13-58, 7:10]
KC	5	1:56	Stoyanovich 41 FG [9-27, 4:33]
Att.	—	79,690	

INDIVIDUAL STATISTICS

RUSHING

Seattle	Att	Yds	LG	TD	Kansas City	Att	Yds	LG	TD
Smith	12	78	35	0	Allen	19	78	11	2
Warren	8	53	28	0	Grbac	5	46	20	0
TOTAL	26	156	35	0	TOTAL	47	203	20	2

PASSING

Seattle	A	C	Yds	TD	I	Kansas City	A	C	Yds	TD	I
Moon	26	19	252	2	1	Grbac	38	24	274	0	3
TOTAL	26	19	252	2	1	TOTAL	38	24	274	0	3

PASS RECEIVING

Seattle	No	Yds	LG	TD	Kansas City	No	Yds	LG	TD
Pritchard	4	88	50	0	Rison	7	78	16	0
Smith	4	30	17	0	Anders	4	43	20	0
Crumpler	3	16	8	0	Popson	4	40	15	0
TOTAL	19	252	54	2	TOTAL	24	274	27	0

DEFENSE

Seattle — Tackles: C. Brown 11. Sacks: Blades 1.0. Interceptions: Bellamy 1, Blades 1, D. Williams 1. Forced Fumbles: None. Fumble Recoveries: None.

Kansas City — Tackles: Edwards 8, Woods 8. Sacks: Wooden 1.0, Woods 1.0, Edwards 0.5, Tongue 0.5. Interceptions: Woods 1. Forced Fumbles: Tongue 1. Fumble Recoveries: None.

TEAM STATISTICS

	Seattle	Kansas City
Total First Downs	16	29
Third Down Eff.	4/12 33.3%	9/16 56.3%
Total Net Yards	376	466
Total Off. Plays	55	86
Avg. Per Play	6.8	5.4
Net Yards Rushing	156	203
Total Rushing Plays	26	47
Net Yards Passing	220	263
Times Sacked/Yards Lost	3/32	1/11
Pass Atts-Comps-Ints	26-19-1	38-24-3
Punts -No. And Avg.	5-52.4	4-36.8
Penalties-No. And Yards	2-22	5-40
Fumbles-No. And Lost	2-0	0-0
Touchdowns	2	2
Field Goals Made-Att	1-3	2-2
Time Of Possession	30:17	42:47

6 Seattle Seahawks 16, Tennessee Oilers 13

Sunday, October 5, 1997 — Kingdome

Steve Broussard's touchdown runs of 77 and 43 yards rallied the Seahawks from a 10-0 deficit for a 16-13 win over the Tennessee Oilers in the Kingdome. The game was the 10,000th in NFL history. It was the second time in 1997 that Broussard had rallied the Seahawks to a win. On September 21, against the San Diego Chargers, he scored the game-winning touchdown with 1:22 left in a 26-22 win. Versus Tennessee, he carried six times for 138 yards, his fourth career 100-yard game. The Oilers led 10-0 at the half on the strength of Al Del Greco's 37-yard field goal and Steve McNair's 11-yard touchdown pass to Eddie George. Seattle cut into that lead on Todd Peterson's 38-yard field goal on their first possession of the second half. After forcing an Oilers punt, Broussard took the handoff and sprinted 77 yards to tie the game with 6:45 left in the quarter. Seattle's next drive reached the Tennessee eight before they lost a fumble. After another Oilers punt, Broussard put Seattle in the lead 16-10 with a 43-yard run on the second play of the fourth quarter. The Oilers answered with a 43-yard Del Greco field goal with 3:41 left, but Seattle ran out the clock with a 10-play drive that featured a successful conversion of a third-and-nine. The Seattle defense limited the Oilers to 83 yards in the second half and came up with two interceptions, by Darryl Williams and Shawn Springs (the first of his career).

Tennessee	3	7	0	3	—	13
Seattle	0	0	10	6	—	16

TEN	1	5:33	Del Greco 37 FG [12-68, 5:50]
TEN	2	6:32	George 11 pass McNair (Del Greco kick) [9-57, 4:15]
SEA	3	10:06	Peterson 38 FG [11-61, 3:48]
SEA	3	6:45	Broussard 77 run (Peterson kick) [1-77, 0:13]
SEA	4	14:12	Broussard 43 run (Tuten pass incomplete) [4-55, 1:30]
TEN	4	3:41	Del Greco 43 FG [8-39, 4:00]
Att.	—	49,897	

INDIVIDUAL STATISTICS

RUSHING

Tennessee	Att	Yds	LG	TD	Seattle	Att	Yds	LG	TD
George	26	116	22	0	Broussard	6	138	77	2
Harmon	2	16	14	0	Smith	10	33	11	0
TOTAL	35	156	22	0	TOTAL	19	167	77	2

PASSING

Tennessee	A	C	Yds	TD	I	Seattle	A	C	Yds	TD	I
McNair	28	12	101	1	2	Moon	40	27	260	0	0
TOTAL	28	12	101	1	2	TOTAL	40	27	260	0	0

PASS RECEIVING

Tennessee	No	Yds	LG	TD	Seattle	No	Yds	LG	TD
Wycheck	4	41	14	0	Pritchard	7	75	15	0
Sanders	2	21	12	0	Smith	4	42	17	0
George	2	15	11	1	2 players with	3			
TOTAL	12	101	14	1	TOTAL	27	260	26	0

DEFENSE

Tennessee — Tackles: Wortham 7. Sacks: Bowden 1.0, Ford 1.0. Interceptions: None. Forced Fumbles: Bishop 1, Lewis 1, Wortham 1. Fumble Recoveries: Bishop 2.

Seattle — Tackles: C. Brown 12. Sacks: Sinclair 1.0. Interceptions: Springs 1, D. Williams 1. Forced Fumbles: None. Fumble Recoveries: None.

TEAM STATISTICS

	Tennessee	Seattle
Total First Downs	18	20
Third Down Eff.	4/13 30.8%	6/13 46.2%
Total Net Yards	253	405
Total Off. Plays	64	61
Avg. Per Play	4.0	6.6
Net Yards Rushing	156	167
Total Rushing Plays	35	19
Net Yards Passing	97	238
Times Sacked/Yards Lost	1/4	2/22
Pass Atts-Comps-Ints	28-12-2	40-27-0
Punts-No. And Avg.	5-40.8	5-37.8
Penalties-No. And Yards	6-49	7-55
Fumbles-No. And Lost	1-0	3-2
Touchdowns	3	4
Field Goals Made-Att	2-2	1-1
Time Of Possession	32:48	27:12

7 Seattle Seahawks 17, St. Louis Rams 9 Sunday, October 19, 1997 — Trans World Dome

Seattle's defense held their second opponent without a touchdown and the offense rushed for a pair of second half touchdowns for the win. The win pushed the Seahawks over .500 for the first time since after Game 15 (8-7) of the 1995 season. Seattle's offense gained 184 yards in the first half, but suffered two turnovers with the second half kickoff culminating in Chris Warren's one-yard run giving Seattle the lead for good. The Rams answered with the second of three Jeff Wilkins field goals. Seattle answered when Steve Broussard scored from nine-yards out with 12:28 left. Chad Brown led the Seahawks defense with eight tackles, including a sack, and deflected a pass that was intercepted by Bennie Blades. The Seahawks lost the services of Smith for four weeks with a fractured fibula suffered in the first half. He returned for two carries in the second half, but was replaced by Warren.

Seattle	0	3	7	7	—	17
St. Louis	0	3	3	3	—	9

SEA	2	10:07	Peterson 24 FG [14-76, 7:02]
STL	2	1:12	Wilkins 51 FG [7-39, 1:04]
SEA	3	11:00	Warren 1 run (Peterson kick) [6-62, 4:00]
STL	3	5:46	Wilkins 29 FG [10-41, 5:14]
SEA	4	12:58	Broussard 9 run (Peterson kick) [13-78, 8:18]
STL	4	4:20	Wilkins 46 FG [4-44, 1:02]
Att.	—	64,819	

INDIVIDUAL STATISTICS

RUSHING

Seattle	Att	Yds	LG	TD	St. Louis	Att	Yds	LG	TD
Broussard	8	41	13	1	Phillips	9	18	6	0
Warren	13	37	20	1	Heyward	3	8	4	0
TOTAL	30	106	20	2	TOTAL	17	37	7	0

PASSING

Seattle	A	C	Yds	TD	I	St. Louis	A	C	Yds	TD	I
Moon	36	24	261	0	2	Banks	31	17	164	0	1
TOTAL	36	24	261	0	2	TOTAL	31	17	164	0	1

PASS RECEIVING

Seattle	No	Yds	LG	TD	St. Louis	No	Yds	LG	TD
Galloway	8	75	13	0	Bruce	6	68	32	0
Blades	5	39	13	0	Lee	3	27	13	0
Smith	3	33	20	0	3 players with	2			
TOTAL	24	261	34	0	TOTAL	17	164	32	0

DEFENSE

Seattle — Tackles: C. Brown 8. Sacks: Adams 1.0, C. Brown 1.0. Interceptions: Blades 1. Forced Fumbles: None. Fumble Recoveries: None.
St. Louis — Tackles: Lyght 13. Sacks: McCleon 1.0. Interceptions: Farr 1, McNeil 1. Forced Fumbles: None. Fumble Recoveries: None.

TEAM STATISTICS

	Seattle	St. Louis
Total First Downs	27	10
Third Down Eff.	5/11 45.5%	3/13 23.1%
Total Net Yards	357	192
Total Off. Plays	67	50
Avg. Per Play	5.3	3.8
Net Yards Rushing	106	37
Total Rushing Plays	30	17
Net Yards Passing	251	155
Times Sacked/Yards Lost	1/10	2/9
Pass Atts-Comps-Ints	36-24-2	31-17-1
Punts-No. And Avg.	5-37.8	5-45.4
Penalties-No. And Yards	7-84	9-51
Fumbles-No. And Lost	0-0	2-0
Touchdowns	2	0
Field Goals Made-Att	1-1	3-3
Time Of Possession	38:11	21:49

8 Seattle Seahawks 45, Oakland Raiders 34

Thursday, October 26, 1997 — Kingdome

Warren Moon passed for 409 yards and five touchdowns, including three to Joey Galloway, as the Seahawks came back from deficits of 11 and 13 points to defeat the Raiders in the Kingdome. Moon's touchdown total tied both his personal best and the Seahawks single-game record. He'd done it three times previously while Dave Krieg had Seattle's three previous five touchdown games. Trailing 3-0, Oakland jumped up 14-3 on Napoleon Kaufman's 55-yard touchdown run and Jeff George's 13-yard pass to James Jett. Seattle rebounded to lead 18-14 on Moon's scoring passes to Brian Blades (7 yards) and James McKnight (42). The Raiders, however, took a 25-18 halftime lead on Cole Ford's personal best 53-yard field goal with 1:09 left and Lionel Washington's 44-yard return of an interception with 39 second left. The Raiders upped that lead to 31-18 on their first play of the second half on George's 49-yard touchdown pass to Jett. Seattle answered with two Moon scoring passes to Galloway of 17 and 28 yards wrapped around a Ford field goal to trail 34-32 at the end of the third quarter. Seattle outscored Oakland 13-0 in the fourth quarter on two Todd Peterson field goals and Moon's fifth touchdown pass, a two-yarder to Galloway with 2:26 left. Moon passed for 409 yards, his 49th career 300-yard game (third in NFL history) and 7th 400-yard game (tied with Joe Montana for second). It was the first 400-yard game by a Seattle quarterback and first five touchdown performance since December 11, 1988 (Krieg 418 and 5 TDs). Galloway's 100-yard game was his second of 1997 and seventh of his career. McKnight caught four for 100-yards, his first career 100-yard game, giving Seattle two players with 100-or more yards in the same game for the third time in franchise history. Peterson tied his personal mark with four field goals. Sinclair forced a fumble on his sack that was recovered by Dean Wells, setting up the final touchdown. Kick returner Ronnie Harris set Seahawks records for combined kick returns (10) and return yardage (223).

	Oakland		14	11	9	0		34
	Seattle		3	15	14	13		45
SEA	1	7:22	Peterson 21 FG [12-65, 5:320]					
OAK	1	6:39	Kaufman 55 run (Ford kick) [2-72, 5:32]					
OAK	1	3:13	Jett 13 pass George (Ford kick) [4-22, 2:31]					
SEA	2	14:08	Peterson 40 FG [4-37, 0:42]					
SEA	2	6:34	Blades 7 pass Moon (Moon pass incomplete) [11-90, 4:31]					
SEA	2	4:16	McKnight 42 pass Moon (Moon pass incomplete) [2-49, 0:42]					
OAK	2	1:09	Ford 53 FG [6-41, 3:07]					
OAK	2	0:39	Washington 44 interception return (Brown pass George)					
OAK	3	13:11	Jett 49 pass George (Araguz run failed) [1-49, 0:07]					
SEA	3	10:17	Galloway 17 pass Moon (Peterson kick) [4-86, 2:54]					
OAK	3	4:19	Ford 22 FG [11-50, 5:58]					
SEA	3	1:12	Galloway 28 pass Moon (Peterson kick) [5-75, 3:07]					
SEA	4	12:55	Peterson 38 FG [5-29, 1:41]					
SEA	4	7:24	Peterson 25 FG [7-63, 3:02]					
SEA	4	2:26	Galloway 2 pass Moon (Peterson kick) [8-48, 4:34]					
Att.	—	66,264						

INDIVIDUAL STATISTICS

OAKLAND					RUSHING				
	Att	Yds	LG	TD	Seattle	Att	Yds	LG	TD
Kaufman	17	112	55	1	Warren	13	76	18	0
Fenner	1	5	5	0	Galloway	1	44	44	1
TOTAL	21	119	55	1	TOTAL	27	145	44	0

OAKLAND					PASSING				
	A	C	Yds	TD	Seattle	A	C	Yds	TD
George	29	18	260	2	Moon	44	28	409	5
TOTAL	29	18	260	2	TOTAL	44	28	409	5

OAKLAND					PASS RECEIVING				
	No	Yds	LG	TD	Seattle	No	Yds	LG	TD
Brown	7	107	24	0	Galloway	7	117	45	3
Fenner	4	17	8	0	McKnight	4	100	42	1
2 players with	3				2 players with	4			
TOTAL	20	238	32	1	TOTAL	17	194	29	1

DEFENSE

Oakland — Tackles: Turner 11. Sacks: None. Interceptions: Lynch 1, Washington 1 (TD). Forced Fumbles: None. Fumble Recoveries: None.
Seattle — Tackles: Blades 13. Sacks: Adams 2.0, C. Brown 1.0, Kennedy 1.0, Sinclair 1.0. Interceptions: None. Forced Fumbles: Sinclair 1, Springs 1. Fumble Recoveries: Wells 1.

TEAM STATISTICS

	Oakland	Seattle
Total First Downs	19	26
Third Down Eff.	1/10 10.0%	8/16 50.0%
Total Net Yards	354	554
Total Off. Plays	55	71
Avg. Per Play	6.4	7.8
Net Yards Rushing	119	145
Total Rushing Plays	21	27
Net Yards Passing	235	409
Times Sacked/Yards Lost	5/25	0/0
Pass Atts-Comps-Ints	29-18-0	44-28-2
Punts-No. And Avg.	6-41.0	3-41.0
Penalties-No. And Yards	7-73	12-98
Fumbles-No. And Lost	2-1	0-0
Touchdowns	4	5
Field Goals Made-Att	2-2	4-4
Time Of Possession	26:18	33:42

9 Denver Broncos 30, Seattle Seahawks 27

Sunday, November 2, 1997 — Mile High Stadium

The Denver defense stopped the Seahawks on downs at the Seattle 46 with 1:02 left to preserve a 30-27 win at Mile High Stadium. The Broncos were protecting a lead built on two touchdown passes by John Elway, two Jason Elam field goals and a fumble return touchdown by Darrius Johnson. Twice, at 13-3 and 20-10, Denver had 10 point leads only to see Seattle comeback on the strength of three touchdown passes by Warren Moon and Todd Peterson field goals of 52 and 41 yards. After a 3-3 first quarter, Denver went up 13-3 on Elway's 10-yard pass to Willie Green and an Elam field goal. Seattle closed to three at halftime on Moon's 20-yard scoring pass to James McKnight. The Broncos upped their advantage to 20-10 after Johnson returned a fumble on the second half kickoff for a touchdown. The Seahawks then capitalized on a pair of Denver turnovers for 10 points. Peterson's second field goal came after Martin Harrison recovered a fumble and Moon's four-yard pass to Mack Strong followed Jeremy Lincoln's recovery of a Strong-forced fumble on the ensuing kickoff. The teams then traded touchdown passes, Elway 59 yards to Rod Smith and Moon eight yards to Brian Blades, the latter with 12:02 left. Elway's 49-yard pass to Shannon Sharpe and Terrell Davis' 14 yard run put the ball first and goal at the Seattle one, but the Seahawks held on three downs, pushing Denver back to the four, where Elam kicked the game-winning field goal. Seattle had two last drives, the first reached the Denver 36 and ended in a punt, while the second ended on downs at the Seattle 46. Elway surpassed 50,000 yards of total offense during the game.

	Seattle	3	7	10	7	—	27
	Denver	3	10	14	3	—	30
SEA	1	9:13	Peterson 52 FG [7-29, 2:36]				
DEN	1	1:52	Elam 23 FG [14-85, 7:21]				
DEN	2	11:10	Green 10 pass Elway (Elam kick) [10-67, 3:59]				
DEN	2	5:09	Elam 48 FG [4-5, 2:01]				
SEA	2	3:12	McKnight 20 pass Moon (Peterson kick) [5-62, 1:57]				
DEN	3	14:49	Johnson 6 opponent fumble return (Elam kick)				
SEA	3	5:18	Peterson 41 FG [6-11, 2:20]				
SEA	3	3:51	Strong 4 pass Moon (Peterson kick) [3-16, 1:16]				
DEN	3	1:46	R. Smith 59 pass Elway (Elam kick) [4-79, 2:05]				
SEA	4	12:02	Br. Blades 8 pass Moon (Peterson kick) [10-81, 4:44]				
DEN	4	7:28	Elam 22 FG [8-69, 4:34]				
Att.	—	75,797					

INDIVIDUAL STATISTICS

RUSHING

Seattle	Att	Yds	LG	TD	Denver	Att	Yds	LG	TD
Warren	12	55	18	0	Davis	21	101	19	0
Broussard	4	33	27	0	Elway	7	24	9	0
TOTAL	18	104	27	0	TOTAL	31	140	19	0

PASSING

Seattle	A	C	Yds	TD	I	Denver	A	C	Yds	TD	I
Moon	46	28	256	3	0	Elway	30	19	252	2	0
TOTAL	46	28	256	3	0	TOTAL	30	19	252	2	0

PASS RECEIVING

Seattle	No	Yds	LG	TD	Denver	No	Yds	LG	TD
Galloway	8	98	19	0	Davis	6	17	10	0
Warren	5	28	11	0	R. Smith	5	114	59	1
Prichard	4	33	10	0	Sharpe	3	85	49	0
TOTAL	28	256	21	3	TOTAL	19	252	59	2

DEFENSE

Seattle — Tackles: C. Brown 11. Sacks: Bellamy 1.0. Interceptions: None. Forced Fumbles: W. Williams 1. Fumble Recoveries: Harrison 1.

Denver — Tackles: Crockett 10, Mobley 10. Sacks: Braxton 1.0, Hasselbach 1.0. Interceptions: None. Forced Fumbles: Braxton 1, Romanowski 1. Fumble Recoveries: Gordon 1.

TEAM STATISTICS

	Seattle	Denver
Total First Downs	22	19
Third Down Eff.	4/13 30.8%	6/13 46.2%
Total Net Yards	349	385
Total Off. Plays	66	62
Avg. Per Play	5.3	6.2
Net Yards Rushing	104	140
Total Rushing Plays	18	31
Net Yards Passing	245	245
Times Sacked/Yards Lost	2/11	1/7
Pass Atts-Comps-Ints	46-28-0	30-19-0
Punts-No. And Avg.	5-40.8	4-46.8
Penalties-No. And Yards	7-50	7-55
Fumbles-No. And Lost	5-2	4-2
Touchdowns	5	5
Field Goals Made-Att	2-2	3-3
Time Of Possession	28:20	31:40

10 Seattle Seahawks 37, San Diego Chargers 31

Sunday, November 9, 1997 — Qualcomm Stadium

The Seahawks twice overcame 14-point deficits for a 37-31 win over the Chargers. Warren Moon's 40-yard touchdown pass to Joey Galloway with 2:20 left, provided the winning points, while the Seahawks defense stopped two San Diego drives on downs after the score. Seattle spotted San Diego leads of 14-0 in the first quarter and 17-3 in the second before coming back. Greg Jackson returned a fumbled Seattle punt 41 yards for a touchdown 1:30 into the game for an early 7-0 lead. The Chargers upped it to 14-0 on Craig Whelihan's 10-yard touchdown pass to Tony Martin. The teams traded field goals before Moon and Galloway connected from 30 yards with 22 seconds left in the half, cutting the deficit to 17-10. Chris Warren scored to end the first drive of the second half and even the score at 17-17. Sixteen seconds later, Seattle took a 24-17 lead when Michael Sinclair recovered a Whelihan fumble forced by Phillip Daniels in the end zone. San Diego tied it with 30 seconds left in the quarter as Paul Bradford returned an interception 56 yards for his first career touchdown. Martin and Whelihan hooked up again for a 31-24 lead on a 61-yard scoring pass. Seattle answered with Todd Peterson's 28 yard field goal. Later, Moon guided a 73-yard drive ending with his pass to Galloway. Seattle then stopped the Chargers on downs at their own 15, setting up a Peterson field goal with 1:18 left. San Diego's last chance ended with Sinclair's fourth down sack and forced fumble at the Chargers 41. Moon earned his second AFC Offensive Player of the Week award in three games. Whelihan made his first career start with Stan Humphries (concussion) and Jim Everett (elbow) sidelined. Seattle played the game without starters Bennie Blades (back) and Shawn Springs (broken thumb) on defensive and Walter Jones (ankle) on offense. Jay Bellamy made his first career start at strong safety for Blades and Jeremy Lincoln opened at left cornerback for Springs while Grant Williams started his second straight game for Jones. Seattle lost Pro Bowl defensive tackle Cortez Kennedy with a broken ankle six plays into the game.

	Seattle		0	10	14	13	—	37
	San Diego		7	10	7	7	—	31
SD	1	13:30	Jackson 41 opponent fumble return (Davis kick)					
SD	1	2:17	Martin 10 pass Whelihan (Davis kick) [7-31, 4:12]					
SEA	2	6:58	Peterson 27 FG [10-72, 5:21]					
SD	2	1:16	Davis 33 FG [12-66, 5:42]					
SEA	2	0:22	Galloway 30 pass Moon (Peterson kick) [7-60, 0:54]					
SEA	3	9:00	Warren 1 run (Peterson kick) [13-61, 6:00]					
SEA	3	8:44	Sinclair opponent fumble recovery in end zone (Peterson kick)					
SD	3	0:30	Bradford 56 interception return (Davis kick)					
SD	4	11:20	Martin 61 pass Whelihan (Davis kick) [3-80, 1:38]					
SEA	4	6:02	Peterson 28 FG [11-64, 5:18]					
SEA	4	2:20	Galloway 40 pass Moon (Peterson kick) [7-73, 1:55]					
SEA	4	1:18	Peterson 27 FG [4-6, 0:28]					
Att.	—	64,616						

INDIVIDUAL STATISTICS

RUSHING									
Seattle	Att	Yds	LG	TD	San Diego	Att	Yds	LG	TD
Warren	16	59	16	1	Brown	18	53	9	0
Broussard	7	14	6	0	C. Jones	1	17	17	0
TOTAL	27	92	16	1	TOTAL	25	81	17	0

PASSING											
Seattle	A	C	Yds	TD	I	San Diego	A	C	Yds	TD	I
Moon	45	24	295	2	1	Whelihan	29	17	206	2	1
TOTAL	45	24	295	2	1	TOTAL	29	17	206	2	1

PASS RECEIVING									
Seattle	No	Yds	LG	TD	San Diego	No	Yds	LG	TD
Blades	4	47	16	0	Martin	5	100	61	2
Warren	4	21	8	0	F. Jones	4	38	21	0
3 players with	3				Metcalf	2	19	10	0
TOTAL	24	295	40	2	TOTAL	17	206	61	2

DEFENSE

Seattle — Tackles: C. Brown 9, Sacks: C. Brown 1.5, Daniels 1.0, Sinclair 1.0, Adams 0.5 Interceptions: D. Williams 1, Forced Fumbles: Daniels 1, Sinclair 1, Fumble Recoveries: Sinclair 1 (TD).
 San Diego — Tackles: Harrison 9, Sacks: Lee 1.0, Seau 1.0, Interceptions: Bradford 1 (TD), Forced Fumbles: None, Fumble Recoveries: None.

TEAM STATISTICS

	Seattle	San Diego
Total First Downs	24	13
Third Down Eff.	6/16 37.5%	4/13 30.8%
Total Net Yards	373	260
Total Off. Plays	74	58
Avg. Per Play	5.0	4.5
Net Yards Rushing	92	81
Total Rushing Plays	27	25
Net Yards Passing	281	179
Times Sacked/Yards Lost	2/14	4/27
Pass Atts-Comps-Ints	45-24-1	29-17-1
Punts-No. And Avg.	6-40.5	6-43.0
Penalties-No. And Yards	3-20	6-52
Fumbles-No. And Lost	1-1	4-1
Touchdowns	5	5
Field Goals Made-Att	3-3	1-1
Time Of Possession	31:38	28:22

11

New Orleans Saints 20, Seattle Seahawks 17 (overtime) Sunday, November 16, 1997 — Superdome

Doug Brien's 38-yard field goal 17 seconds into overtime gave the Saints the win over the visiting Seahawks. Brien's kick was set up by linebacker Winfred Tubbs interception and 15 yard return to the Seattle 20, on the Seahawks' first play of the extra session. Seattle jumped up 10-0 on the strength of a defense that limited the Saints to 48 yards in the first half. After Todd Peterson's field goal gave Seattle a 3-0 lead, safety Darryl Williams picked off his seventh pass of the season and returned it 44 yards for a touchdown. It was his third career interception return touchdown and second with the Seahawks. The Saints capitalized on a fumbled punt snap when Ray Zellars scored on a one-yard fourth down run with 37 seconds left in the half. That started a run of 17 straight New Orleans points. After a scoreless third quarter, Zellars capped a 45 yard drive with a two-yard run. The Saints went up 17-10 after Chris Hewitt blocked a Seattle punt, which was recovered on the Seahawks five by teammate Mario Bates, and set up Brien's 19-yard field goal. Seattle's next two possessions ended on downs with 5:53 left and with a fumble with 3:44 remaining. However, Williams picked off his NFL co-leading eighth pass and returned it 29 yards to the New Orleans 39 with 2:09 left. Warren Moon completed 3-of-4 passes, including a 34-yarder to James McKnight, on fourth down, for a touchdown with 1:40 remaining. Peterson's extra point then tied the game. Both teams had chances to win in regulation with the Saints driving to the Seattle 29 before losing a fumble that was recovered by Chad Brown. Seattle then drove to the New Orleans 27 only to see Peterson's 45-yarder with 19 seconds left sail wide right. Seattle won the overtime toss only to turn the ball over on their first play. Moon upped his streak of games with at least 250 passing yards to nine.

Seattle	0	10	7	0	0	—	17
New Orleans	0	7	0	10	3	—	20
SEA 2	12:44	Peterson 36 FG [12-49, 5:44]					
SEA 2	11:31	D. Williams 44 interception return (Peterson kick)					
NO 2	0:37	Zellars 1 run (Brien kick) [10-33, 6:10]					
NO 4	13:36	Zellars 2 run (Brien kick) [4-45, 2:04]					
NO 4	9:27	Brien 19 FG [4-4, 1:29]					
SEA 4	1:40	McKnight 34 pass Moon (Peterson kick) [4-39, 0:29]					
NO 5	14:43	Brien 38 FG [1-0, 0:06]					
Att.	—	50,493					

INDIVIDUAL STATISTICS

RUSHING									
Seattle	Att	Yds	LG	TD	New Orleans	Att	Yds	LG	TD
Warren	22	87	11	0	Zellars	14	49	15	2
Broussard	3	16	7	0	Bates	10	15	7	0
TOTAL	29	111	11	0	TOTAL	30	75	15	2

PASSING											
Seattle	A	C	Yds	TD	I	New Orleans	A	C	Yds	TD	I
Moon	46	23	251	1	2	Shuler	14	6	64	0	2
						Nussmeier	4	4	46	0	0
TOTAL	46	23	251	1	2	TOTAL	20	10	110	0	2

PASS RECEIVING									
Seattle	No	Yds	LG	TD	Minnesota	No	Yds	LG	TD
Warren	7	38	12	0	Hastings	3	35	20	0
Galloway	5	68	20	0	3 players with	2			
Pritchard	4	30	10	0					
TOTAL	23	251	34	1	TOTAL	10	110	20	0

DEFENSE

Seattle — Tackles: C. Brown 8. Sacks: Adams 2.0, Saleaumua 1.0. Interceptions: D. Williams 2 (TD). Forced Fumbles: Adams 1, Sinclair 1. Fumble Recoveries: C. Brown 2, Moss 1.

New Orleans — Tackles: 3 players with 8. Sacks: Glover 1.0, J. Johnson 1.0, Martin 1.0. Interceptions: Harvey 1, Tubbs 1. Forced Fumbles: Hewitt 1, J. Johnson 1. Fumble Recoveries: Hewitt 1, Tubbs 1.

TEAM STATISTICS

	Seattle	New Orleans
Total First Downs	19	14
Third Down Eff.	8/20 40.0%	3/12 25.0%
Total Net Yards	340	177
Total Off. Plays	78	51
Avg. Per Play	4.4	3.5
Net Yards Rushing	111	75
Total Rushing Plays	29	30
Net Yards Passing	229	102
Times Sacked/Yards Lost	3/22	3/8
Pass Atts-Comps-Ints	46-23-2	18-10-2
Punts-No. And Avg.	4-30.3	5-45.0
Penalties-No. And Yards	6-41	7-65
Fumbles-No. And Lost	3-2	3-3
Touchdowns	3	3
Field Goals Made-Att	0-0	0-0
Time Of Possession	33:41	26:36

12

Kansas City Chiefs 19, Seattle Seahawks 14 Sunday, November 23, 1997 — Kingdome

The Kansas City defense stopped the Seahawks on four downs from the Chiefs 10 inside the last two minutes to preserve a 19-14 win. After three incompletions, Reggie Tongue sacked Warren Moon on fourth down and Kansas City ran out the clock. Rich Gannon and Marcus Allen scored on one-yard runs sandwiched around a Pete Stoyanovich field goal overcoming a 14-10 Seahawks halftime lead. Seattle had built the lead on Moon's 20-yard scoring pass and Steve Broussard's 22-yard touchdown run. A 34-yard completion to James McKnight set up the first score, while the second started with Kevin Mawae's recovery of a fumbled punt at the Seattle 38. The Chiefs re-took the lead on Gannon's run that was set up by a -6 yard punt by Seattle's Rick Tuten. Tuten, who had not punted in two weeks because of a pelvic injury, was forced into duty after a concussion sidelined punter Kyle Richardson. Tuten had been active to serve as the placement holder. Kansas City upped the lead to 5, on a safety as Joe Horn blocked Richardson's punt and Seattle's Jay Bellamy batted the ball out of the end zone. Seattle had two chances to win, the first set up by Joe Cain's recovery of a fumbled punt at the Kansas City 48, but the Chiefs stopped Seattle three-and-out, however, and the final drive that started at the Seattle 20 and featured three Moon completions for 54 yards. Moon saw his streak of games with at least of 250 yards end at nine as he threw for 248. Moon finished the game with 3,066 passing yards, his ninth 3,000-yard season putting him in sole possession of third in NFL history. Dan Marino and John Elway each have 11 such seasons.

Kansas City	7	3	7	2	—	19
Seattle	7	7	0	0	—	14

KC	1	9:52	Allen 1 run (Stoyanovich kick) [10-76, 5:08]
SEA	1	2:46	Galloway 20 pass Moon (Peterson kick) [13-77, 7:06]
KC	2	12:15	Stoyanovich 22 FG [11-65, 5:31]
SEA	2	1:06	Broussard 22 run (Peterson kick) [8-62, 3:40]
KC	3	9:26	Gannon 1 run (Stoyanovich kick) [8-54, 3:46]
KC	4	11:25	Safety, blocked punt knocked out of end zone by Bellamy
Att.	—	66,264	

INDIVIDUAL STATISTICS

RUSHING

Kansas City	Att	Yds	LG	TD	Seattle	Att	Yds	LG	TD
Bennett	7	35	9	0	Broussard	7	33	22	1
Hill	7	27	12	0	Warren	10	32	13	0
Gannon	7	21	13	1	Strong	1	6	6	0
TOTAL	34	120	13	2	TOTAL	23	68	22	1

PASSING

Kansas City	A	C	Yds	TD	I	Seattle	A	C	Yds	TD	I
Gannon	28	15	175	0	0	Moon	37	20	248	1	1
TOTAL	29	16	210	0	0	TOTAL	37	20	248	1	1

PASS RECEIVING

Kansas City	No	Yds	LG	TD	Seattle	No	Yds	LG	TD
Rison	6	90	29	0	Warren	5	38	13	0
Gonzales	4	37	16	0	McKnight	4	66	34	0
Vanover	2	22	13	0	Pritchard	4	56	22	0
TOTAL	16	210	35	0	TOTAL	20	248	34	1

DEFENSE

Kansas City — Tackles: Hasty 10. Sacks: Booker 2.0, Davis 1.0 Edwards 1.0, Tongue 1.0. Interceptions: Hasty 1. Forced Fumbles: Tongue 1, Woods 1. Fumble Recoveries: Williams 1, Woods 1.
Seattle — Tackles: D. Williams 10. Sacks: Sinclair 1.0, Wells 1.0. Interceptions: None. Forced Fumbles: Wells 1. Fumble Recoveries: None.

TEAM STATISTICS

	Kansas City	Seattle
Total First Downs	22	18
Third Down Eff.	5/14 35.7%	5/15 33.3%
Total Net Yards	324	291
Total Off. Plays	65	65
Avg. Per Play	5.0	4.5
Net Yards Rushing	120	68
Total Rushing Plays	34	23
Net Yards Passing	204	223
Times Sacked/Yards Lost	2/6	5/25
Pass Atts-Comps-Ints	29-16-0	37-20-1
Punts-No. And Avg.	5-45.2	7-28.1
Penalties-No. And Yards	7-57	7-59
Fumbles-No. And Lost	3-2	3-2
Touchdowns	4	4
Field Goals Made-Att	1-1	0-0
Time Of Possession	30:56	29:04

13 Atlanta Falcons 24, Seattle Seahawks 17

Sunday, November 30, 1997 — Kingdome

Jamal Anderson's two touchdowns and Morten Andersen's field goal gave the visiting Atlanta Falcons to a 17-0 first half lead and the Falcons held on for a 24-17 win over the Seahawks. Andersen capped a game-opening 13-play, 87-yard drive with a one-yard run. His 13-yard scoring reception from Chris Chandler ended a 35-yard drive in the second quarter and gave the visitor's a 14-0 lead. Andersen capped Atlanta's next drive, which stalled at the Seahawks one, with an 18-yard field goal. Seattle countered with 14 straight points on touchdown passes from Warren Moon to Joey Galloway (16 yards) with 1:02 left in the first half and 20 yards to Steve Broussard in the third quarter. But on the ensuing kickoff, Atlanta rookie Byron Hanspard returned the kick 93 yards for a touchdown and 24-14 lead. Seattle moved to within 24-17 on Todd Peterson's 35-yard field goal with 8:57 left and got the ball back one last time with 3:35 at their own 17. Four Moon completions moved the ball to the Falcons 36 with 1:36 left, but his second down pass was picked off by Lenny McGill and Atlanta ran out the clock. The Seattle defense turned in a stellar second half, limiting the Falcons to no first downs and just 29 yards on 15 plays. Atlanta was 0-for-5 on third down attempts and missed their last eight overall. Moon moved into fourth place in NFL history in touchdown passes with 274, passing Joe Montana. He also passed Fran Tarkenton to move into third in both yards (47,092) and attempts (6,484). Hanspard's touchdown was the sixth allowed by the Seahawks in their history and first since 1995.

Atlanta	7	10	7	0	—	24
Seattle	0	7	7	3	—	17
ATL 1	7:12	Anderson 1 run (Andersen kick) [13-67, 7:48]				
ATL 2	10:28	Anderson 13 pass Chandler (Andersen kick) [2-35, 1:13]				
ATL 2	5:30	Andersen 18 FG [7-51, 3:53]				
SEA 2	1:02	Galloway 16 pass Moon (Peterson kick) [10-68, 4:28]				
SEA 3	8:07	Broussard 20 pass Moon (Peterson kick) [8-64, 3:48]				
ATL 3	7:50	Hanspard 93 kickoff return (Andersen kick)				
SEA 4	8:57	Peterson 35 FG [13-67, 7:29]				
Att.	—	52:58				

INDIVIDUAL STATISTICS

RUSHING									
Atlanta	Att	Yds	LG	TD	Seattle	Att	Yds	LG	TD
Anderson	16	41	12	1	Warren	15	87	27	0
Mathis	1	16	16	0	Smith	6	27	9	0
TOTAL	25	72	16	1	TOTAL	25	123	27	0

PASSING											
Atlanta	A	C	Yds	TD	I	Seattle	A	C	Yds	TD	I
Chandler	23	15	204	1	0	Moon	38	24	240	2	1
TOTAL	23	15	204	1	0	TOTAL	38	24	240	2	1

PASS RECEIVING											
Atlanta	No	Yds	LG	TD		Seattle	No	Yds	LG	TD	
Emanuel	4	71	25	0		Pritchard	6	66	24	0	
Mathis	3	42	16	0		McKnight	5	61	24	0	
2 players with	2					Broussard	4	30	29	1	
TOTAL	15	204	28	1		TOTAL	24	240	25	2	

DEFENSE

Atlanta — Tackles: Bush 11, Hall 11. Sacks: Burrough 1.0, C. Smith 1.0, Archambeau 0.5, Hall 0.5. Interceptions: McGill 1. Forced Fumbles: Burrough 1. Fumble Recoveries: None.

Seattle — Tackles: Wells 6. Sacks: Sinclair 1. Interceptions: None. Forced Fumbles: Moss 1. Fumble Recoveries: None.

TEAM STATISTICS

	Atlanta	Seattle
Total First Downs	14	19
Third Down Eff.	2/11 18.2%	8/16 50.0%
Total Net Yards	273	351
Total Off. Plays	49	66
Avg. Per Play	5.6	5.3
Net Yards Rushing	72	123
Total Rushing Plays	25	25
Net Yards Passing	201	228
Times Sacked/Yards Lost	1/3	3/12
Pass Atts-Comps-Ints	23-15-0	38-24-1
Punts -No. And Avg.	5-36.6	5-38.6
Penalties-No. And Yards	3-20	5-35
Fumbles-No. And Lost	1-0	1-0
Touchdowns	3	2
Field Goals Made-Att	1-1	1-2
Time Of Possession	26:27	33:33

14

Baltimore Ravens 31, Seattle Seahawks 24 Sunday, December 7, 1997 — Memorial Stadium

Jermaine Lewis tied an NFL record with two punt return touchdowns and added another receiving to lead the Baltimore Ravens to a 31-24 win over the Seahawks in Seattle's first-ever game in Baltimore. Lewis became the fourth player in league history to have two punt return touchdowns in the same quarter as he went 89 and 66 yards in the second quarter, and the tenth to have two in the same game. It was the third time in 1997 that a player had two in one game. The first erased a 9-3 Seahawks lead and the second tied the game at 17-17. After Seattle went up 24-17 on Warren Moon's 60-yard touchdown pass to James McKnight in the third quarter, Lewis scored on a 29-yard pass from Eric Zeier to tie the game at 24-24. Zeier then connected with Derrick Alexander on a 92-yard pass that took the ball from the Ravens 7 to the Seattle one, setting up Bam Morris' one-yard touchdown run with 10:42 left. Seattle had three drives to tie the game, but each ended in an interception, the final one at the Ravens 14 with four seconds left. Seattle jumped ahead 7-0 as Dan Saleaumua forced and recovered a fumble on Baltimore's second play from scrimmage. Lamar Smith capped the 14-yard drive with a five-yard run four plays later. After a Ravens field goal, Saleaumua sacked Zeier in the end zone for the fourth safety of his career. Chad Brown scored on a 42-yard return of a fumble between Lewis' heroics, to give Seattle a 17-10 lead. Zeier, who was making his first start since 1995, and fifth of his career, passed for 302 yards. The 92-yard reception was the longest play in Ravens history and the longest in Baltimore football history. Rookie safety Ralph Staten had two interceptions. Lewis returned five punts for a Seahawks opponent record 184 yards. Moon played the first three quarters before being forced out of the game by a rib injury. Before he left, his 12 completions upped his season total to a franchise record 297. John Friesz played the entire fourth quarter, seeing his first action since Game 1. The Seahawks lost starting linebackers Winston Moss and Chad Brown on the game's first play, as they collided making a tackle. Moss suffered a fracture vertebrae and Brown a concussion. Brown returned, but then did not play the second half. Seattle substituted with Michael Barber and James Logan, both of whom were seeing their first action of the season on defense.

	Seattle	7	10	7	0	—	24
	Baltimore	3	14	7	7	—	31
SEA 1	8:02	Smith 4 run (Peterson kick) [4-14, 1:59]					
BLT 1	5:04	Stover 24 FG [8-65, 2:58]					
SEA 2	11:31	Safety, Saleaumua sacks Zeier in end zone					
BLT 2	9:38	J. Lewis 89 punt return (Stover kick)					
SEA 2	2:35	C. Brown 42 opponent fumble return (Smith run)					
BLT 2	0:35	J. Lewis 66 punt return (Stover kick)					
SEA 3	11:54	McKnight 60 pass Moon (Peterson kick) [3-60, 1:30]					
BLT 3	4:42	J. Lewis 29 pass Zeier (Stover kick) [8-60, 4:15]					
BLT 4	10:42	Morris 1 run (Stover kick) [2-93, 1:00]					
Att.	—	54,395					

INDIVIDUAL STATISTICS

RUSHING									
Seattle	Att	Yds	LG	TD	Baltimore	Att	Yds	LG	TD
Smith	12	47	10	1	Morris	24	86	19	1
Broussard	3	21	10	0	Zeier	3	2	3	0
TOTAL	27	103	15	1	TOTAL	28	88	19	1

PASSING											
Seattle	A	C	Yds	TD	I	Baltimore	A	C	Yds	TD	I
Moon	19	12	140	1	1	Zeier	28	17	302	1	0
Friesz	15	5	59	0	3						
TOTAL	34	17	199	1	4	TOTAL	28	17	302	1	0

PASS RECEIVING									
Seattle	No	Yds	LG	TD	Baltimore	No	Yds	LG	TD
Galloway	3	31	16	0	Alexander	6	150	92	0
Broussard	3	24	14	0	Jackson	4	40	15	0
4 players with	2				2 players with	2			
TOTAL	17	199	60	1	TOTAL	17	302	92	1

DEFENSE

Seattle — Tackles: Thomas 8. Sacks: Saleaumua 2.0, LaBounty 1.0. Interceptions: None. Forced Fumbles: Saleaumua 1, D. Williams 1. Fumble Recoveries: C. Brown 1 (TD), Hauck 1, Saleaumua 1.
Baltimore — Tackles: McCrary 8. Sacks: Boulware 2.0, McCrary 1.0, Sharper 1.0. Interceptions: Staten 2, C. Brown 1, Jenkins 1. Forced Fumbles: None. Fumble Recoveries: None

TEAM STATISTICS

	Seattle	Baltimore
Total First Downs	14	15
Third Down Eff.	6/16 37.5%	3/12 25.0%
Total Net Yards	273	374
Total Off. Plays	65	59
Avg. Per Play	4.2	6.3
Net Yards Rushing	103	88
Total Rushing Plays	27	28
Net Yards Passing	170	286
Times Sacked/Yards Lost	4/29	3/16
Pass Atts-Comps-Ints	34-17-4	28-17-0
Punts-No. And Avg.	9-40.9	5-33.0
Penalties-No. And Yards	8-45	7-40
Fumbles-No. And Lost	0-0	3-3
Touchdowns	6	7
Field Goals Made-Att	0-0	1-3
Time Of Possession	33:20	26:40

Seattle Seahawks 22, Oakland Raiders 21

Sunday, December 14, 1997 — Oakland Coliseum

Todd Peterson's 49-yard field goal with 2:20 left completed a Seahawks comeback from an 18-point deficit and gave Seattle a 22-21 win in the Oakland Coliseum. The comeback equalled the second-largest in franchise history and was the largest blown lead in Raiders history. It gave the Seahawks a 4-4 record within the AFC West, their best since 1990 and a 4-4 road record, also their best since the 1990 season. It was Seattle's fifth win in 1997 when trailing by at least 10 points, equaling the 1990 Indianapolis Colts and 1997 Pittsburgh Steelers for the most since the 1970 NFL-AFL Merger. The Raiders jumped to a 21-3 halftime lead on three Jeff George touchdown passes, 19 yards to Olanda Truitt, 37 to James Jett, and five to Rickey Dudley. Seattle started their comeback as Tim Hauck forced and James Logan recovered a fumble on the opening kickoff of the second half. First-year quarterback Jon Kitna, who was making his first NFL start, connected with Joey Galloway with an eight yard touchdown pass. It was Galloway's 10th receiving touchdown of the season. The ensuing two-point conversion attempt failed and the Raiders led 21-9. After an Oakland punt, Kitna guided a 13-play drive to Peterson's 27 yard field goal, converting a pair of third downs along the way. After a three-and-out, Seattle drove nine yards in 48 plays with Chris Warren scoring on a nine-yard run with 13:58 left. After stopping Oakland on downs at the Seattle 17, the Seahawks marched 52 yards in 14 plays to Peterson's game-winner. The Seattle defense then stopped Oakland on downs with 1:00 left. Kitna, who was starting for Warren Moon (ribs), became the fifth Seattle quarterback to win in his first start and the first since 1991. With only two previous plays, he was the second-most inexperienced to start, following Dan McGwire in 1991. In the second half he was 16-of-22 for 147 yards, guiding the Seahawks to scores on each of their first four second half possessions. Barber made his first start of the season at left linebacker for an injured Winston Moss (neck), while James Logan made his first career start at right linebacker for Chad Brown (concussion).

	Seattle	0	3	9	10	—	22
	Oakland	7	7	7	0	—	21
OAK 1	5:38	Truitt 19 pass George (Ford kick) [12-82, 6:26]					
OAK 1	2:38	Jett 37 pass George (Ford kick) [4-58, 1:55]					
SEA 2	9:30	Peterson 27 FG [11-70, 5:21]					
OAK 2	1:56	Dudley 5 pass George (Ford kick) [5-50, 1:37]					
SEA 3	12:45	Galloway 8 pass Kitna (Kitna pass incomplete) [4-37, 2:01]					
SEA 3	5:21	Peterson 27 FG [13-70, 5:05]					
SEA 4	13:58	Warren 9 run (Peterson kick) [9-48, 4:17]					
SEA 4	2:20	Peterson 49 FG [14-52, 7:09]					
Att.	— 42,124						

INDIVIDUAL STATISTICS

RUSHING									
Seattle	Att	Yds	LG	TD	Oakland	Att	Yds	LG	TD
Warren	19	70	13	1	Kaufman	16	36	18	0
SMith	6	22	10	0	George	1	-2	-2	0
TOTAL	33	103	13	1	TOTAL	17	34	18	0

PASSING											
Seattle	A	C	Yds	TD	I	Oakland	A	C	Yds	TD	I
Kitna	37	23	283	1	2	George	31	21	274	3	0
TOTAL	37	23	283	1	2	TOTAL	31	21	274	3	0

PASS RECEIVING									
Seattle	No	Yds	LG	TD	Oakland	No	Yds	LG	TD
Galloway	7	82	35	1	Dudley	5	66	26	1
Pritchard	5	98	61	0	Jett	4	75	37	1
McKnight	3	33	18	0	T. Brown	4	57	25	0
TOTAL	23	283	61	1	TOTAL	21	274	37	3

DEFENSE

Seattle — Tackles: Bellamy 7. Sacks: Bellamy 1.0, Daniels 1.0, LaBounty 1.0, Sinclair 1.0, Adams 0.5, Saleaumua 0.5. Interceptions: None. Forced Fumbles: W. Williams 1. Fumble Recoveries: Barber 1.
Oakland — Tackles: Turner 11. Sacks: Bruce 1.0, Lewis 1.0. Interceptions: McDaniel 1, Trapp 1. Forced Fumbles: None. Fumble Recoveries: None.

TEAM STATISTICS

	Seattle	Oakland
Total First Downs	22	15
Third Down Eff.	7/16 43.8%	4/10 40.0%
Total Net Yards	381	275
Total Off. Plays	72	53
Avg. Per Play	5.3	5.2
Net Yards Rushing	103	34
Total Rushing Plays	33	17
Net Yards Passing	278	241
Times Sacked/Yards Lost	2/5	5/33
Pass Atts-Comps-Ints	37-23-2	31-21-0
Punts/No. And Avg.	3-39.0	3-55.3
Penalties-No. And Yards	7-47	9-60
Fumbles-No. And Lost	1-0	3-2
Touchdowns	4	5
Field Goals Made-Att	3-4	0-0
Time Of Possession	34:58	25:02

16

Seattle Seahawks 38, San Francisco 49ers 9 Sunday, December 21, 1997 — Kingdome

Warren Moon threw four touchdown passes to lead the Seahawks to a 38-9 win over the San Francisco 49ers in a Sunday night game. After 49ers starting quarterback Steve Young guided San Francisco to field goals on their two first quarter possessions, Moon connected with Joey Galloway on a 37-yard touchdown pass for a 7-6 lead the Seahawks never relinquished. That started a run of touchdown passes by Moon on three straight possessions. His next two were 21-yards to James McKnight and Mike Pritchard, for a 21-6 halftime lead. After Gary Anderson's third field goal, to open the second half, made it 21-9, Moon and Galloway connected from 35-yards out for a 28-9 lead. Todd Peterson added a field goal in the fourth quarter and reserve quarterback Jon Kitna ended a 14-play, 92-yard drive with a one-yard touchdown run. Moon passed for 232 to yards to total 3,678 yards for the season, breaking Dave Krieg's 1984 franchise record of 3,671 yards. His 311 completions broke Krieg's 1989 record of 286. Galloway caught six passes for 101 yards and two touchdowns, to give him 12 touchdowns on the season, the most by a Seattle player since 1985. The Seahawks offense gained a record 5,759 yards on the season, including a record 3,959 passing. Chris Warren rushed for a season-high 99 yards, pushing his career yardage to 6,706, breaking Curt Warner's franchise record of 6,705, on the season's final play. Michael Sinclair led the Seahawks, which held their third 1997 opponent without a touchdown, with two sacks to give him 12 for the season. Seattle finished the season one of four NFL teams ranked in the league's top ten in both total offense (3rd) and defense (8th). They led the NFL in passing offense at 247.4 yards per game, marking the first time in franchise history that they have led in one of the six main offensive or defensive categories. With his second field goal, Anderson became the NFL's all-time leader in field goals with 385, passing Nick Lowery (383).

		San Francisco	6	0	3	0	—	9
		Seattle	7	14	7	10	—	38
SF	1	10:25	Anderson 33 FG [9-57, 4:35]					
SF	1	2:26	Anderson 40 FG [14-58, 6:20]					
SEA	1	0:06	Galloway 37 pass Moon (Peterson kick) [7-72, 2:20]					
SEA	2	11:05	McKnight 21 pass Moon (Peterson kick) [5-63, 2:00]					
SEA	2	8:02	Pritchard 21 pass Moon (Peterson kick) [4-63, 1:30]					
SF	3	7:10	Anderson 23 FG [9-75, 4:37]					
SEA	3	3:25	Galloway 35 pass Moon (Peterson kick) [6-69, 3:45]					
SEA	4	13:13	Peterson 39 FG [10-52, 3:48]					
SEA	4	2:54	Kitna 1 run (Peterson kick) [14-92, 8:22]					
Att.	—	66,253						

INDIVIDUAL STATISTICS

San Francisco					Seattle				
Att	Yds	LG	TD		Att	Yds	LG	TD	
Levy	8	61	24	0	Warren	17	99	28	0
Kirby	11	47	18	0	Smith	4	18	10	0
TOTAL	24	125	24	0	TOTAL	25	124	28	1

					PASSING									
San Francisco	A	C	Yds	TD	I	Seattle	A	C	Yds	TD	I			
Young	12	7	87	0	0	Moon	25	16	232	4	0			
Brohm	10	6	65	0	0	Kitna	8	8	88	0	0			
Drucknmiller	11	6	64	0	1									
TOTAL	33	18	216	0	1	TOTAL	33	24	320	4	0			

San Francisco					Seattle				
No	Yds	LG	TD		No	Yds	LG	TD	
Stokes	4	50	23	0	Galloway	6	101	37	2
Edwards	4	38	19	0	Pritchard	6	90	21	1
Fann	3	50	21	0	2 players with	3			
TOTAL	16	156	23	1	TOTAL	19	231	39	2

DEFENSE

San Francisco — Tackles: Drakeford 8. Sacks: Greene 2.0, Barker 1.0, Doleman 1.0, Maxie 1.0. Interceptions: None. Forced Fumbles: None. Fumble Recoveries: None.
Seattle — Tackles: Barber 10. Sacks: Sinclair 2.0. Interceptions: W. Williams 1. Forced Fumbles: Barber 1, Sinclair 1. Fumble Recoveries: D. Williams 1.

TEAM STATISTICS

	San Francisco	Seattle
Total First Downs	17	24
Third Down Eff.	3/13 23.1%	5/11 45.5%
Total Net Yards	324	407
Total Off. Plays	59	64
Avg. Per Play	5.5	6.4
Net Yards Rushing	125	124
Total Rushing Plays	24	25
Net Yards Passing	199	283
Times Sacked/Yards Lost	2/17	5/37
Pass Atts-Comps-Ints	33-18-2	34-24-0
Punts-No. And Avg.	5-36.4	3-45.0
Penalties-No. And Yards	7-92	5-45
Fumbles-No. And Lost	3-1	1-0
Touchdowns	0	5
Field Goals Made-Att	3-3	1-1
Time Of Possession	28:52	31:08

1997 Statistics



Final Regular Season Record: 8-8 (3rd, AFC West)

Day	Date	W/L	Score	Opponent	Attendance
Sun.	August 31	L	3-41	New York Jets	53,893
Sun.	September 7	L	14-35	Denver Broncos	55,859
Sun.	September 14	W	31-3	at Indianapolis Colts	49,194
Sun.	September 21	W	26-22	San Diego Chargers	51,110
Sun.	September 28	*L	17-20	at Kansas City Chiefs	79,690
Sun.	October 5	W	16-13	Tennessee Oilers	49,897
Sun.	October 12		BYE		
Sun.	October 19	W	17-9	at St. Louis Rams	64,819
Sun.	October 26	W	45-34	Oakland Raiders	66,264
Sun.	November 2	L	27-30	at Denver Broncos	75,797
Sun.	November 9	W	37-31	at San Diego Chargers	64,616
Sun.	November 16	*L	17-20	at New Orleans Saints	50,493
Sun.	November 23	L	14-19	Kansas City Chiefs	66,264
Sun.	November 30	L	17-24	Atlanta Falcons	52,584
Sun.	December 7	L	24-31	at Baltimore Ravens	54,395
Sun.	December 14	W	22-21	at Oakland Raiders	40,124
Sun.	December 21	W	38-9	San Francisco 49ers	66,253

* overtime

Team Statistics	Seahawks	Pct.	Opponents	Pct.
Total First Downs	331		286	
Rushing	98		96	
Passing	207		166	
Penalty	26		24	
3rd Down: Made/Att	91/224	40.6 %	66/198	33.3 %
4th Down: Made/Att	8/16	50.0 %	8/16	50.0 %
Possession Avg.	30:47		29:13	
Total Net Yards	5759		4849	
Avg. Per Game	359.9		303.1	
Total Plays	1049		959	
Avg. Per Play	5.5		5.1	
Net Yards Rushing	1800		1731	
Avg. Per Game	112.5		108.2	
Total Rushes	404		455	
Net Yards Passing	3959		3118	
Avg. Per Game	247.4		194.9	
Sacked/Yards Lost	36/228		42/238	
Sacks/Pass Play	1/17.9		1/12.0	
Gross Yards	4187		3356	
Att./Completions	609/359	58.9 %	462/276	59.7 %
Had Intercepted	21		13	
Punts/Average	78/40.3		74/42.0	
Net Punting Avg.	32.3		36.8	
Penalties/Yards	109/911		100/820	
Fumbles/Ball Lost	26/11		33/16	
Touchdowns	43		38	
Rushing	13		10	
Passing	26		19	
Defensive	4		4	
Returns	0		5	
Field Goals	22/28	78.6 %	31/34	91.2 %
PATs	38/43		36/38	
Kicking	37/37		35/35	
2-Point	1/6		2/3	
Safeties	1		1	
Total Points	365		362	

Scoring	TD	Ru	Pa	Rt	PAT	2-Pt	FG	S	Pts
Peterson					37/37		22/28		103
Galloway	12		12						72
Broussard	6	5	1						36
McKnight	6		6						36
Warren	4	4							24
Smith	2	2				1/1			14
Br. Blades	2		2						12
C. Brown	2			2					12
Pritchard	2		2						12
Strong	2		2						12
Crumpler	1		1						6
Hobbs LG	1		1						6
Kitna	1	1				0/1			6
Moon	1	1				0/3			6
Sinclair	1			1					6
D. Williams	1			1					6
Saleaumua								1	2
Tuten						0/1			0
SEAHAWKS	43	13	26	4	37/37	1/6	22/28	1	365
Opponents	38	10	19	9	35/35	2/3	31/34	1	363

Score By Quarters	1	2	3	4	OT	Total
SEAHAWKS	44	126	92	103	0	365
Opponents	101	111	93	51	6	362

Rushing	Att	Yds	Avg	LG	TD
Warren	200	847	4.2	36t	4
Broussard	70	418	6.0	77t	5
Smith	91	392	4.3	35	2
Galloway	9	72	8.0	44	0
Moon	17	40	2.4	17	1
Pritchard	1	14	14.0	14	0
Kitna	10	9	0.9	8	1
Strong	4	8	2.0	6	0
Friesz	1	0	0.0	0	0
K. Richardson LG	1	0	0.0	0	0
K. Richardson TM	1	0	0.0	0	0
SEAHAWKS	404	1800	4.5	77t	13
Opponents	455	1731	3.8	55t	10

Receiving	No	Yds	Avg	LG	TD
Galloway	72	1049	14.6	53t	12
Pritchard	64	843	13.2	61	2
Warren	45	257	5.7	20	0
McKnight	34	637	18.7	60t	6
Crumpler	31	361	11.6	30	1
Br. Blades	30	319	10.6	27	2
Broussard	24	143	6.0	20t	1
Smith	23	183	8.0	22	0
Strong	13	91	7.0	20	2
Fauria	10	110	11.0	25	0
Hobbs LG	7	85	12.1	21	1
Hobbs TM	5	44	8.8	21	0
Harris	4	81	20.3	34	0
Davis	2	48	24.0	37	0
May	2	21	10.5	11	0
SEAHAWKS	359	4187	11.7	61	26
Opponents	276	3356	12.2	92	19

Punt Returns	No	FC	Yds	Avg	LG	TD
Harris	21	12	144	6.9	19	0
Davis	16	6	104	6.5	28	0
SEAHAWKS	37	18	248	6.7	28	0
Opponents	38	14	463	12.2	89t	2

Interceptions	No	Yds	Avg	LG	TD
D. Williams	8	172	21.5	44t	1
Be. Blades	2	11	5.5	11	0
Bellamy	1	13	13.0	13	0
Springs	1	0	0.0	0	0
W. Williams	1	0	0.0	0	0
SEAHAWKS	13	196	15.1	44t	1
Opponents	21	372	17.7	75t	4

Punting	No	Yds	Avg	Net	TB	I20	LG	B
Tuten	48	2007	41.8	36.4	5	15	65	0
Stark	20	813	40.7	26.9	2	7	52	0
K. Richardson LG	19	804	42.3	28.7	3	2	54	2
K. Richardson TM	8	324	40.5	23.8	1	2	52	2
SEAHAWKS	78	3144	40.3	32.3	8	24	65	2
Opponents	74	3111	42.0	36.8	7	21	66	0

Kickoff Returns	No	Yds	Avg	LG	TD
Broussard	50	1076	21.5	43	0
Harris	14	318	22.7	34	0
Coleman TM	3	65	21.7	29	0
Davis	2	25	12.5	23	0
R. Brown	1	16	16.0	16	0
Strong	1	16	16.0	16	0
McKnight	1	14	14.0	14	0
Smith	1	14	14.0	14	0
May	1	8	8.0	8	0
Beede	1	0	0.0	0	0
Daniels	1	-2	-2.0	-2	0
SEAHAWKS	76	1550	20.4	43	0
Opponents	77	1779	23.1	93t	1

Field Goals	1-19	20-29	30-39	40-49	50+	Total
Peterson	0/0	9/9	7/10	5/7	1/2	22/28
SEAHAWKS	0/0	9/9	7/10	5/7	1/2	22/28
Opponents	2/2	12/13	5/5	8/10	4/4	31/34

Peterson: (31G) (—) (27) (41,37) (44,37L,58L) (38) (24) (21,40,38,25) (52,41) (27,28,27) (36,33R,45R) (—) (48S,35) (—) (27,35B,27,49) (39)
 OPPONENTS: (55,28) (38,51) (46) (22,27,26,41,41) (29,41) (37,43) (51,29,46) (53,22) (23,48,22) (33) (19,38) (22) (18) (24,45R,42R) (24R) (33,40,23)

L - wide left; R - wide right; B - blocked; S - short

DEFENSIVE STATISTICS

(According to Unofficial Press Box Statistics)

--Tackles--

Player	T	S	A	QB	Y/L	PD	FF	FR
C. Brown	104	75	29	6.5	43.0	3	1	4
D. Williams	93	68	25	0.0	0.0	13	1	1
Wells	92	74	18	1.0	2.0	2	1	1
Blades	70	58	12	1.0	11.0	2	0	0
W. Williams	67	58	9	0.0	0.0	6	2	0
Moss	61	48	13	0.0	0.0	1	1	1
Adams	52	37	15	7.0	41.0	4	1	0
Bellamy	52	42	10	2.0	15.0	6	0	0
Sinclair	45	35	10	12.0	68.0	4	6	1
Saleaumua	42	30	12	3.5	15.0	0	1	1
Springs	39	34	5	0.0	0.0	6	1	0
Daniels	34	24	10	4.0	15.0	1	1	0
Thomas	28	24	4	0.0	0.0	3	0	0
LaBounty	21	16	5	3.0	18.0	1	0	0
Lincoln	19	17	2	0.0	0.0	2	0	0
Barber	18	16	2	0.0	0.0	1	1	1
Kennedy	18	10	8	2.0	10.0	1	0	0
Hauck	14	13	1	0.0	0.0	1	0	1
Stokes	11	10	1	0.0	0.0	1	0	0
Logan	4	2	2	0.0	0.0	0	0	0
Harrison	3	3	0	0.0	0.0	0	0	1
Parker	3	2	1	0.0	0.0	0	0	0
Cain	2	2	0	0.0	0.0	0	0	0
Edwards	1	1	0	0.0	0.0	0	0	0
May	1	1	0	0.0	0.0	0	0	0

T - Total Tackles; S - Solo; A - Assisted; Sacks - Quarterback Sacks; Y/L - Yards Lost; T/L - Tackles for Loss (includes sacks); PD - Passes Defensed; FF - Forced Fumbles; FR - Fumble Recoveries

SPECIAL TEAMS STATISTICS

(According to Coaching Video Study)

--Tackles--

-- Blocked --

Player	T	S	A	I20	FF	FR	Pu	FG	XP
Hauck	22	11	11	3.0	1	0	0	0	0
Logan	18	11	7	4.0	0	1	0	0	0
C.Richardson	18	10	8	0.0	1	0	0	0	0
Davis	14	11	3	2.0	0	0	0	0	0
Bellamy	12	5	7	1.0	0	0	0	0	0
Harris	12	8	4	3.0	1	0	0	0	0
Thomas	10	7	3	1.0	0	0	0	0	0
Strong	10	3	7	1.0	1	0	0	0	0
Stokes	8	7	1	3.0	0	0	0	0	0
McKnight	7	6	1	1.0	0	0	0	0	0
Cain	6	5	1	0.0	0	1	0	0	0
R. Brown	5	3	2	0.0	0	0	0	0	0
Fauria	4	2	2	0.0	0	0	0	0	0
Hardy	4	4	0	0.0	0	0	0	0	0
Hobbs	4	2	2	0.0	0	0	0	0	0
Lincoln	4	3	1	0.0	0	1	0	0	0
May	4	2	2	0.0	0	0	0	0	0
Rusk	3	3	0	0.0	0	0	0	0	0
Seigler	3	2	1	0.0	0	0	0	0	0
Mawae	2	0	2	0.0	0	1	0	0	0
Peterson	2	2	0	0.0	0	0	0	0	0
C. Brown	1	1	0	0.0	0	0	0	0	0
Coleman	1	1	0	0.0	0	0	0	0	0
Crumpler	1	1	0	0.0	0	0	0	0	0
Daniels	1	0	1	0.0	0	0	0	0	0
K.Richardson	1	1	0	0.0	0	0	0	0	0
Wells	1	1	0	0.0	0	0	0	0	0

1997 Participation

Name	8/31 NYJ	9/7 DEN	9/14 @IND	9/21 SD	9/28 @KC	10/5 TEN	10/19 @STL	10/26 OAK	11/2 @DEN
Adams, S.	LDT	LDT	dt	LDT	LDT	LDT	LDT	LDT	LDT
Atkins, J.	in	in	in	sub	sub	sub	sub	sub	sub
Ballard, H.	RT	RT	RT	RT	RT	RT	RT	RT	RT
Barber, M.	lb	lb	in	lb	in	sub	in	in	in
Beede, F.	g	sub	rg	c/lg	sub	sub	rg	RG	RG
Bellamy, J.	s	s	s	s	s	s	s	s	s
Blades, Bennie	SS	SS	SS	SS	SS	SS	SS	SS	SS
Blades, Brian	wr	wr	WR	wr	wr	wr	WR	wr	wr
Bloedorn, G.	ps	ps	ps	ps	ps	ps	ps	ps	dnp
Broussard, S.	sub	sub	sub	rb	rb	rb	rb	RB	rb
Brown, C.	RLB	RLB	RLB	RLB	RLB	RLB	RLB	RLB	RLB
Brown, R.	fb	sub	fb	fb	sub	sub	sub	sub	sub
Cain, J.	dnp	dnp	lb	sub	lb	lb	lb	sub	lb
Coleman, A.	in	in	in	sub	sub	sub	sub	sub	sub
Crumpler, C.	dnp	te	TE	TE	TE	TE	te	TE	TE
Daniels, P.	RDE	RDE	RDE	RDE	in	in	in	de	de
Davis, T.	sub	sub	sub	WR	wr	sub	in	in	in
Edwards, A.					de	dnp	dnp		
Fauria, C.	TE	TE	te	te	TE	te	te	te	sub
Friesz, J.	QB	in	in	in	in	in	in	in	*in
Galloway, J.	WR	WR	WR	WR	WR	in	WR	WR	WR
Graham, D.	RG	RG	RG	RG	RG	RG	RG	in	in
Gray, O.	in	in							
Hardy, D.									
Harris, R.	wr	sub	wr	in	in	in	wr	wr	wr
Harrison, M.	in	in	in	in	in	in	in	in	de
Hauck, T.	sub	sub	sub	s	s	s	s	s	s
Hobbs, D.						wr	in	wr	sub
Jones, W.	LT	LT	LT	in	in	LT	LT	LT	LG
Kendall, P.	LG	LG	LG	in	LG	LG	LG	LG	LG
Kennedy, C.	RDT	RDT	RDT	RDT	in	in	RDT	RDT	RDT
Kitna, J.	*in	dnp	qb	dnp	dnp	dnp	dnp	dnp	dnp
LaBounty, M.	de	de	sub	de	RDE	RDE	RDE	RDE	RDE
Lincoln, J.	cb	cb	cb	cb	cb	cb	cb	cb	cb
Logan, J.	in	in	sub	sub	sub	sub	sub	sub	sub
Mawae, K.	C	C	C	C	C	C	C	C	C
May, D.	te	sub	sub	sub	sub	te	te	te	sub
McKnight, J.	in	in	in	in	wr	WR	WR	WR	wr
Moon, W.	qb	QB	QB	QB	QB	QB	QB	QB	QB
Moore, L.									ps
Moss, W.	LLB	LLB	LLB	LLB	LLB	LLB	LLB	LLB	LLB
Parker, R.	dt	dnp	dt	dt	dt	dt	sub	dnp	in
Peterson, T.	k	k	k	k	k	k	k	k	k
Pritchard, M.	WR	WR	WR	WR	WR	WR	WR	wr	WR
Richardson, CJ	sub	sub	sub	in	sub	sub	in	sub	sub
Richardson, K.									
Rusk, R.									
Saleaumua, D.	dt	dt	LDT	dt	RDT	RDT	dt	dt	dt
Seigler, D.	in								
Sinclair, M.	LDE	LDE	LDE	LDE	LDE	LDE	LDE	LDE	LDE
Smith, L.	rb	rb	rb	rb	rb	RB	RB	in	in
Spring, S.	LCB	LCB	LCB	LCB	LCB	LCB	LCB	LCB	LCB
Stark, R.									
Stokes, E.	ps	ps	ps	ps	ps	ps	ps	ps	in
Strong, M.	FB	FB	fb	fb	fb	FB	fb	FB	FB
Thomas, F.	cb	cb	cb	sub	cb	sub	sub	sub	sub
Torretta, G.		*in	*in	*in	*in	*in	*in	*in	
Tuten, R.	p	p	p	p	p	p	p	p	p
Warren, C.	RB	RB	RB	RB	RB	in	rb	rb	RB
Wells, D.	MLB	MLB	MLB	MLB	MLB	MLB	MLB	MLB	MLB
Williams, B.		ps	ps	ps	ps	ps	ps	ps	ps
Williams, D.	FS	FS	FS	FS	FS	FS	FS	FS	FS
Williams, G.	t	sub	t	LT	LT	sub	lt	lt	LT
Williams, T.									
Williams, W.	RCB	RCB	RCB	RCB	RCB	RCB	RCB	RCB	RCB
Wilson, R.	ps	ps	ps	ps	ps	ps		ps	ps

CAPS - starter; lower case- substitute at that position; sub - special teams only; dnp - did not play;
in - inactive; ps - practice squad; ir - injured reserve; nfi - non-football injury; *in - third quarterback

1997 Participation

11/9 @SD	11/16 @NO	11/23 KC	11/30 ATL	12/7 @BLT	12/14 @OAK	12/21 SF	GP	GS	IN	DNP
LDT	LDT	LDT	LDT	LDT	LDT	LDT	16	15	0	0
sub	rt	rt	rt	RG	RT	RT	13	3	3	0
RT	in	in	in	in	in	in	10	10	6	0
in	in	in	sub	rlb	LLB	LLB	8	2	8	0
c	rg	RG	RG	lg	RG	RG	16	6	0	0
SS	SS	SS	SS	SS	SS	SS	16	7	0	0
in	in	in	s	ir	ir	ir	10	9	3	0
wr	WR	ir	ir	ir	ir	ir	11	3	0	0
ps	ps	dnp	dnp	dnp	sub	sub	2	0	0	4
rb	rb	rb	rb	rb	rb	rb	16	1	0	0
RLB	RLB	RLB	RLB	RLB	in	RLB	15	15	1	0
fb	sub	in	in	in	in	in	11	0	4	0
lb	lb	sub	sub	dnp	in	in	11	0	1	3
							2	0	3	0
TE	te	TE	TE	TE	TE	TE	15	12	0	1
RDE	RDE	RDE	RDE	RDE	de	RDE	13	10	3	0
sub	sub	sub	wr	sub	sub	wr	13	1	3	0
							1	0	0	2
te	te	te	te	te	te	te	16	3	0	0
*in	dnp	dnp	dnp	qb	*in	*in	2	1	11	3
WR	WR	WR	WR	WR	WR	WR	15	15	1	0
RG	RG	in	in	in	in	in	9	9	7	0
							0	0	2	0
					sub	sub	2	0	0	0
wr	sub	sub	wr	wr	wr	wr	13	0	3	0
de	sub	de	de	de	de	de	8	0	8	0
s	s	s	s	s	s	s	16	0	0	0
wr	wr	wr	wr	wr	wr	wr	10	0	1	0
in	LT	LT	LT	LT	LT	LT	12	12	4	0
LG	LG	LG	LG	LG	LG	LG	16	16	0	0
RDT	in	in	in	in	ir	ir	8	8	6	0
dnp	*in	*in	*in	*in	QB	qb	3	1	5	8
de	de	de	de	de	RDE	de	16	6	0	0
LCB	LCB	LCB	in	dnp	in	in	12	3	3	1
sub	sub	sub	sub	llb	LLB	sub	14	1	2	0
C	C	C	C	C	C	C	16	16	0	0
te	sub	sub	sub	te	te	te	16	0	0	0
wr	WR	wr	wr	wr	WR	wr	12	5	4	0
QB	QB	QB	QB	QB	dnp	QB	15	14	0	1
ps	ps	ps	ps	ps	ps	ps	0	0	0	0
LLB	LLB	LLB	LLB	LLB	ir	ir	14	14	0	0
in	dt	dt	dt	dt	dt	dt	12	0	2	2
k	k	k	k	k	k	k	16	0	0	0
WR	WR	WR	WR	WR	WR	WR	16	15	0	0
sub	sub	sub	sub	cb	sub	sub	14	0	2	0
	p	p					2	0	0	0
					sub	sub	2	0	0	0
dt	RDT	RDT	RDT	RDT	RDT	RDT	16	9	0	0
in				sub	cb	in	2	0	3	0
LDE	LDE	LDE	LDE	LDE	LDE	LDE	16	16	0	0
in	in	rb	rb	rb	rb	rb	12	2	4	0
in	in	in	in	in	in	LCB	10	10	6	0
			p	p	p		4	0	0	0
cb	cb	cb	cb	cb	cb	cb	7	0	1	0
FB	fb	FB	FB	FB	fb	FB	16	10	0	0
cb	cb	cb	LCB	LCB	LCB	cb	16	3	0	0
							0	0	7	0
p	in	p	in	ir	ir	ir	11	0	2	0
RB	RB	RB	RB	RB	RB	RB	15	13	1	0
MLB	MLB	MLB	MLB	MLB	MLB	MLB	16	16	0	0
ps	ps	ps	ps	ps	ps	ps	0	0	0	0
FS	FS	FS	FS	FS	FS	FS	16	16	0	0
LT	RT	RT	RT	RT	t	t	16	8	0	0
				ps	ps	ps	0	0	0	0
RCB	RCB	RCB	RCB	RCB	RCB	RCB	16	16	0	0
ps	ps	ps	ps	ps	ps	in	0	0	1	0

1997 Offensive Starters

DATE	GAME	WR	LT	LG	C	RG	RT	TE	WR	QB	RB	FB	K
Aug. 31	NY Jets	Galloway	Jones	Kendall	Mawae	Graham	Ballard	Fauria	Pritchard	Friesz	Warren	Strong	Peterson
Sept. 7	Denver	Galloway	Jones	Kendall	Mawae	Graham	Ballard	Fauria	Pritchard	Moon	Warren	Strong	Peterson
Sept. 14	@Indianapolis	Galloway	Jones	Kendall	Mawae	Graham	Ballard	Crumpler	Pritchard	Moon	Warren	Blades(wr)	Peterson
Sept. 21	San Diego	Galloway	G. Williams	Kendall	Mawae	Graham	Ballard	Crumpler	Pritchard	Moon	Warren	Davis(wr)	Peterson
Sept. 28	@Kansas City	Galloway	G. Williams	Kendall	Mawae	Graham	Ballard	Crumpler	Pritchard	Moon	Warren	Fauria(te)	Peterson
Oct. 5	Tennessee	McKnight	Jones	Kendall	Mawae	Graham	Ballard	Crumpler	Pritchard	Moon	Smith	Strong	Peterson
Oct. 19	@ St. Louis	Galloway	Jones	Kendall	Mawae	Graham	Ballard	Blades(wr)	Pritchard	Moon	Smith	McKnight(wr)	Peterson
Oct. 26	Oakland	Galloway	Jones	Kendall	Mawae	Beede	Ballard	Crumpler	McKnight	Moon	Broussard	Strong	Peterson
Nov. 2	@Denver	Galloway	G. Williams	Kendall	Mawae	Beede	Ballard	Crumpler	Pritchard	Moon	Warren	Strong	Peterson
Nov. 9	@San Diego	Galloway	G. Williams	Kendall	Mawae	Graham	Ballard	Crumpler	Pritchard	Moon	Warren	Strong	Peterson
Nov. 16	@New Orleans	Galloway	Jones	Kendall	Mawae	Graham	G. Williams	Blades(wr)	Pritchard	Moon	Warren	McKnight(wr)	Peterson
Nov. 23	Kansas City	Galloway	Jones	Kendall	Mawae	Beede	G. Williams	Crumpler	Pritchard	Moon	Warren	Strong	Peterson
Nov. 30	Atlanta	Galloway	Jones	Kendall	Mawae	Beede	G. Williams	Crumpler	Pritchard	Moon	Warren	Strong	Peterson
Dec. 7	@Baltimore	Galloway	Jones	Kendall	Mawae	Atkins	G. Williams	Crumpler	Pritchard	Moon	Warren	Strong	Peterson
Dec. 14	@Oakland	Galloway	Jones	Kendall	Mawae	Beede	Atkins	Crumpler	Pritchard	Kina	Warren	McKnight(wr)	Peterson
Dec. 21	San Francisco	Galloway	Jones	Kendall	Mawae	Beede	Atkins	Crumpler	Pritchard	Moon	Warren	Strong	Peterson

1997 Defensive Starters

DATE	GAME	LDE	LDT	RDT	RDE	LLB	MLB	RLB	LCB	RCB	SS	FS	P
Aug. 31	NY Jets	Sinclair	Adams	Kennedy	Daniels	Moss	Wells	Brown	Springs	W. Williams	Blades	D. Williams	Tuten
Sept. 7	Denver	Sinclair	Adams	Kennedy	Daniels	Moss	Wells	Brown	Springs	W. Williams	Blades	D. Williams	Tuten
Sept. 14	@Indianapolis	Sinclair	Saleaumua	Kennedy	Daniels	Moss	Wells	Brown	Springs	W. Williams	Blades	D. Williams	Tuten
Sept. 21	San Diego	Sinclair	Adams	Kennedy	Daniels	Moss	Wells	Brown	Springs	W. Williams	Blades	D. Williams	Tuten
Sept. 28	@Kansas City	Sinclair	Adams	Saleaumua	LaBounty	Moss	Wells	Brown	Springs	W. Williams	Blades	D. Williams	Tuten
Oct. 5	Tennessee	Sinclair	Adams	Saleaumua	LaBounty	Moss	Wells	Brown	Springs	W. Williams	Blades	D. Williams	Tuten
Oct. 19	@St. Louis	Sinclair	Adams	Kennedy	LaBounty	Moss	Wells	Brown	Springs	W. Williams	Blades	D. Williams	Tuten
Oct. 26	Oakland	Sinclair	Adams	Kennedy	LaBounty	Moss	Wells	Brown	Springs	W. Williams	Blades	D. Williams	Tuten
Nov. 2	@Denver	Sinclair	Adams	Kennedy	LaBounty	Moss	Wells	Brown	Springs	W. Williams	Blades	D. Williams	Tuten
Nov. 9	@San Diego	Sinclair	Adams	Kennedy	Daniels	Moss	Wells	Brown	Lincoln	W. Williams	Bellamy	D. Williams	Tuten
Nov. 16	@New Orleans	Sinclair	Adams	Saleaumua	Daniels	Moss	Wells	Brown	Lincoln	W. Williams	Bellamy	D. Williams	Richardson
Nov. 23	Kansas City	Sinclair	Adams	Saleaumua	Daniels	Moss	Wells	Brown	Lincoln	W. Williams	Bellamy	D. Williams	Richardson
Nov. 30	Atlanta	Sinclair	Adams	Saleaumua	Daniels	Moss	Wells	Brown	Thomas	W. Williams	Bellamy	D. Williams	Stark
Dec. 7	@Baltimore	Sinclair	Adams	Saleaumua	Daniels	Moss	Wells	Brown	Thomas	W. Williams	Bellamy	D. Williams	Stark
Dec. 14	@Oakland	Sinclair	Adams	Saleaumua	LaBounty	Barber	Wells	Logan	Thomas	W. Williams	Bellamy	D. Williams	Stark
Dec. 21	San Francisco	Sinclair	Adams	Saleaumua	Daniels	Barber	Wells	Brown	Springs	W. Williams	Bellamy	D. Williams	Stark

1997 Offense

	8/31 NYJ	9/7 DEN	9/14 @IND	9/21 SD	9/28 @KC	10/5 TEN	10/19 @STLF
Points	3	14	31	26	17	16	17
1 Quarter	0	0	7	3	7	0	0
2 Quarter	3	14	10	10	3	0	3
3 Quarter	0	0	0	0	7	10	7
4 Quarter	0	0	14	13	0	6	7
Overtime	-	-	-	-	0	-	-
First Downs	16	16	27	21	16	20	27
Rushing	4	4	9	6	7	5	7
Passing	10	12	16	11	9	14	17
Penalty	2	0	2	4	0	1	3
3rd Down Eff	4/13	6/14	6/10	3/12	4/12	6/13	5/11
Percentage	30.8	42.9	60.0	25.0	33.3	46.2	45.5
4th Down Eff	1/3	0/2	0/0	0/0	0/0	0/0	0/0
Percentage	33.3	00.0	00.0	00.0	00.0	00.0	00.0
Total Net Yds	247	289	423	343	376	405	357
Plays	62	58	64	62	55	61	67
Avg/Play	4.0	5.0	6.6	5.5	6.8	6.6	5.3
Net Yds Rush	84	69	153	92	156	167	106
Plays	19	24	25	27	26	19	30
Avg/Play	4.4	2.9	6.1	3.4	6.0	8.8	3.5
Net Yds Pass	163	220	270	251	220	238	251
Sack/loss	1/5	1/2	1/0	1/2	3/32	2/22	1/10
Gross Yds	168	222	270	253	252	260	261
Att/Comp	42/17	33/20	38/24	34/17	26/19	40/27	36/24
Int	1	1	1	2	1	0	2
Avg/Play	3.8	6.5	6.9	7.2	7.6	5.7	6.8
Punts/Avg.	5/44.6	5/46.4	3/41.0	5/45.0	5/52.4	5/37.8	5/37.8
Blocked	0	0	0	0	0	0	0
Punt Ret/Yds	2/7	0/0	4/35	1/-3	1/4	3/34	4/35
Kickoff Ret/Yds	3/88	7/101	2/55	7/178	5/75	4/80	4/100
Int Ret/Yds	0/0	0/0	0/0	3/48	3/51	2/0	1/0
Penalties/Yds	10/56	10/134	6/60	9/60	2/22	7/55	7/84
Fumbles/Lost	2/1	1/0	0/0	2/1	2/0	3/2	0/0
Touchdowns	0	2	4	3	2	2	2
Rushing	0	0	3	1	0	2	2
Passing	0	1	1	2	2	0	0
Returns	0	0	0	0	0	0	0
Defense	0	1	0	0	0	0	0
Safeties	0	0	0	0	0	0	0
1 Pt PAT/Att	0	2/2	4/4	2/2	2/2	1/1	2/2
2Pt PAT/Att	0	0/0	0/0	0/1	0/0	0/1	0/0
FG/Att	1/1	0/0	1/1	2/2	1/3	1/1	1/1
Time of Poss	25:21	30:32	31:20	27:13	30:17	27:12	38:11
Take/Give Ratio	-2	+0	-1	+0	+2	+0	-1
Avg Drive Start	25	20	27	38	20	28	30

1997 Offense

10/26 OAK	11/2 @DEN	11/9 @SD	11/16 @NO	11/23 KC	11/30 ATL	12/7 @BAL	12/14 @OAK	12/21 SF
45	27	37	17	14	17	24	22	38
3	3	0	0	7	0	7	0	7
15	7	10	10	7	7	10	3	14
14	10	14	0	0	7	7	9	7
13	7	13	7	0	3	0	10	10
-	-	-	0	-	-	-	-	-
26	22	24	19	18	19	14	22	24
6	7	5	5	6	6	6	6	9
19	14	16	12	10	13	7	15	12
1	1	3	2	2	0	1	1	3
8/16	4/13	6/16	8/20	5/15	8/16	6/16	7/16	5/11
50.0	30.8	37.5	40.0	33.3	50.0	37.5	43.8	45.5
0/0	0/1	1/1	1/3	1/2	1/1	1/1	0/0	2/2
00.0	00.0	100.0	33.3	50.0	100.0	100.0	00.0	100.0
554	349	373	340	291	351	273	381	407
71	66	74	78	65	66	65	72	63
7.8	5.3	5.0	4.4	4.5	5.3	4.2	5.3	6.5
145	104	92	111	68	123	103	103	124
27	18	27	29	23	25	27	34	25
5.4	5.8	3.4	3.8	3.0	4.9	3.8	3.0	5.0
409	245	281	229	223	228	170	278	283
0/0	2/11	2/14	3/22	5/25	3/12	4/29	1/5	5/37
409	256	295	251	248	240	199	283	320
44/28	46/28	45/24	46/23	37/20	38/24	34/17	37/23	33/24
2	0	1	2	1	1	4	2	0
9.3	5.1	6.0	4.7	5.3	5.6	4.5	7.3	7.4
3/41.0	5/40.8	6/40.5	4/30.3	7/28.1	5/38.6	9/40.9	3/39.0	3/45
0	0	0	1	1	0	0	0	0
3/36	3/5	1/9	2/6	2/11	1/11	3/30	3/17	3/11
7/165	6/91	5/109	3/64	4/80	5/89	7/98	3/63	4/109
0/0	0/0	1/29	2/68	0/0	0/0	0/0	0/0	1/0
12/98	7/50	3/20	6/41	7/59	5/35	8/45	7/47	5/45
0/0	5/2	1/1	3/2	3/2	1/0	0/0	1/0	1/0
5	3	4	2	2	2	3	2	5
0	0	1	0	1	0	1	1	1
5	3	2	1	1	2	1	1	4
0	0	0	0	0	0	0	0	0
0	0	1	1	0	0	1	0	0
0	0	0	0	0	0	1	0	0
3/3	3/3	4/4	2/2	2/2	2/2	2/2	1/1	5/5
0/2	0/0	0/0	0/0	0/0	0/0	1/1	0/1	0/0
4/4	2/2	3/3	1/3	0/0	1/2	0/0	3/4	1/1
33:42	28:20	31:38	33:41	29:04	33:33	33:20	34:58	31:08
-1	-1	+0	+1	-1	-1	-1	+0	+2
29	34	35	27	27	23	32	32	29

1997 Defense

	8/31 NYJ	9/7 DEN	9/14 @IND	9/21 SD	9/28 @KC	10/5 TEN	10/19 @STLF
Points	41	35	3	22	20	13	9
1 Quarter	17	10	3	0	0	3	0
2 Quarter	10	3	0	16	7	7	3
3 Quarter	14	15	0	0	7	0	3
4 Quarter	0	7	0	6	3	3	3
Overtime	-	-	-	-	3	-	-
First Downs	28	22	11	20	29	18	10
Rushing	12	8	6	3	12	10	1
Passing	14	10	2	16	16	7	7
Penalty	2	4	3	1	1	1	2
3rd Down Eff	6/10	6/11	3/12	4/15	9/16	4/13	3/13
Percentage	60.0	54.5	25.0	26.7	56.3	30.8	23.1
4th Down Eff	0/0	0/0	0/1	1/2	0/0	1/1	0/0
Percentage	00.0	00.0	00.0	50.0	00.0	100.0	00.0
Total Net Yds	434	330	118	309	466	253	192
Plays	66	58	50	74	86	64	50
Avg/Play	6.6	5.7	2.4	4.2	5.4	4.0	3.8
Net Yds Rush	164	143	95	79	203	156	37
Plays	40	30	25	26	47	35	17
Avg/Play	4.1	4.8	3.8	3.0	4.3	4.5	2.2
Net Yds Pass	270	187	23	230	263	97	155
Sack/loss	0	2/10	8/54	2/9	1/11	1/4	2/9
Gross Yds	270	197	77	239	274	101	164
Att/Comp	25/18	26/18	17/11	46/25	38/24	28/12	31/17
Int	0	0	0	3	3	2	1
Avg/Play	10.4	6.7	0.9	4.8	6.7	3.3	4.7
Punts/Avg.	2/37.5	3/36.0	7/43.3	4/52.5	4/36.8	5/40.8	5/45.4
Blocked	0	0	0	0	0	0	0
Punt Ret/Yds	5/30	1/5	2/3	3/47	1/8	2/12	1/5
Kickoff Ret/Yds	1/-11	3/89	6/213	4/79	4/79	3/50	4/67
Int Ret/Yds	1/0	1/32	1/0	2/86	1/13	0/0	2/22
Penalties/Yds	5/45	4/25	5/28	6/68	5/40	6/49	9/51
Fumbles/Lost	2/0	1/1	1/0	0/0	0/0	0/0	2/0
Touchdowns	5	4	0	1	2	1	0
Rushing	0	1	0	0	2	0	0
Passing	5	2	0	0	0	1	0
Returns	0	0	0	0	0	0	0
Defense	0	1	0	1	0	0	0
Safeties	0	0	0	0	0	0	0
1 Pt PAT/Att	5/5	3/3	0/0	1/1	2/2	1/1	0/0
2Pt PAT/Att	0/0	1/1	0/0	0/0	0/0	0/0	0/0
FG/Att	2/2	2/2	1/1	5/5	2/2	2/2	3/3
Time of Poss	34:39	29:28	28:40	32:47	42:47	32:48	21:49
Take/Give Ratio	+2	-0	+1	-0	-2	-0	+1
Avg Drive Start	30	29	32	31	27	25	26

1997 Defense

10/26 OAK	11/2 @DEN	11/9 @SD	11/16 @NO	11/23 KC	11/30 ATL	12/7 @BAL	12/14 @OAK	12/21 SF
34	30	31	20	19	24	31	21	9
14	3	14	0	7	7	3	14	6
11	10	3	7	3	10	14	7	0
9	14	7	0	7	7	7	0	3
0	3	7	10	2	0	7	0	0
-	-	-	3	-	-	-	-	-
19	19	13	14	22	14	15	15	17
6	8	3	4	8	4	4	1	6
12	10	9	7	13	10	10	13	10
1	1	1	3	1	0	1	1	1
1/10	6/13	4/13	3/12	5/14	2/11	3/12	4/10	3/13
10.0	46.2	30.8	25.0	36.0	18.2	25.0	40.0	23.1
0/1	0/0	0/2	1/1	1/2	2/2	0/0	0/2	2/2
00.0	00.0	00.0	100.0	50.0	100.0	00.0	00.0	100.0
354	385	260	177	324	273	374	275	324
55	62	58	51	65	49	59	53	59
6.4	6.2	4.5	3.4	5.0	5.6	6.3	5.2	5.5
119	140	81	75	120	72	88	34	125
21	31	25	30	34	25	28	17	24
5.7	4.5	3.2	2.4	3.5	2.9	3.1	2.0	5.2
235	245	179	102	204	201	286	241	199
5/25	1/7	4/27	3/8	2/6	1/3	3/16	5/33	2/17
260	252	206	110	210	204	302	274	216
29/18	30/19	29/17	18/10	29/16	23/15	28/17	31/21	33/18
0	0	1	2	0	0	0	0	1
6.9	7.9	5.4	4.8	6.6	8.4	9.2	6.7	5.7
6/41.0	4/46.8	6/43.0	5/45.0	5/45.2	5/36.6	5/33.0	3/55.3	45/36
0	0	0	0	1	0	0	0	0
1/0	2/18	5/33	2/39	3/27	4/53	5/184	0/0	1/-1
10/223	6/114	8/109	4/120	4/77	3/145	4/103	6/135	7/167
2/44	0/0	1/56	2/22	1/0	1/7	4/48	2/42	0/0
7/73	7/55	6/52	7/65	7/57	3/20	7/40	9/60	7/92
2/1	4/1	4/1	3/3	3/2	1/0	3/3	3/2	3/1
4	3	4	2	2	3	4	3	0
1	0	0	2	2	1	1	0	0
2	2	2	0	0	1	1	3	0
0	1	0	0	0	1	1	0	0
1	0	2	0	0	0	0	0	0
0	0	0	0	0	0	0	0	0
2/2	3/3	4/4	2/2	2/2	3/3	4/4	3/3	0/0
1/2	0/0	0/0	0/0	0/0	0/0	0/0	0/0	0/0
2/2	3/3	1/1	2/2	1/1	1/1	1/3	0/1	3/3
26:18	31:40	28:22	26:36	30:56	26:27	26:40	25:02	28:52
+1	+1	-0	-1	+1	+1	+1	-0	-2
29	26	27	45	27	38	31	33	26

1997

3rd Down Efficiency

Date	Opponent	-----Yards to Go-----										Total	Pct.
		1	2	3	4	5	6	7	8	9	10+		
8/31	Seahawks	0-2	1-1	0-0	0-0	2-3	0-0	0-0	0-1	0-0	1-6	4-13	.308
	NY Jets	1-1	2-2	2-2	1-1	0-0	0-0	0-0	0-1	0-0	0-3	6-10	.600
9/7	Seahawks	1-2	0-0	0-0	0-0	0-1	1-1	0-2	0-0	1-1	3-7	6-14	.429
	Denver	1-2	0-0	1-2	0-0	1-1	0-1	0-0	1-3	0-0	2-2	6-11	.545
9/14	Seahawks	1-1	1-1	0-0	0-0	0-0	3-3	0-1	1-2	0-2	0-0	6-10	.600
	@ Indianapolis	0-1	1-1	0-1	0-0	0-1	0-1	2-3	0-1	0-0	0-3	3-12	.250
9/21	Seahawks	1-2	1-3	0-0	0-0	0-0	0-0	0-1	0-1	0-1	1-4	3-12	.250
	San Diego	0-3	0-1	0-0	1-2	1-1	0-0	0-0	2-6	0-1	0-1	4-15	.267
9/28	Seahawks	0-1	0-1	1-1	0-2	0-1	2-2	1-1	0-1	0-0	0-2	4-12	.333
	@ Kansas City	3-4	0-0	1-1	0-2	1-3	0-0	3-4	0-0	0-0	1-2	9-16	.563
10/5	Seahawks	0-0	0-0	0-0	0-0	0-1	2-2	0-1	1-1	1-1	2-7	6-13	.462
	Tennessee	1-1	1-2	0-0	0-2	2-3	0-0	0-0	0-0	0-1	0-4	4-13	.308
10/19	Seahawks	1-2	1-1	1-1	0-0	0-2	0-1	2-2	0-0	0-0	0-2	5-11	.455
	@ St. Louis	0-0	0-1	1-1	1-1	0-4	1-1	0-1	0-0	0-1	0-3	3-13	.231
10/26	Seahawks	1-2	1-2	2-3	0-1	1-1	0-0	1-2	1-2	1-1	0-2	8-16	.500
	Oakland	0-1	0-0	0-0	0-1	0-1	0-0	0-1	0-0	0-1	1-5	1-10	.100
11/2	Seahawks	1-2	0-0	0-1	1-1	0-0	1-2	0-1	0-1	0-0	1-5	4-13	.308
	@ Denver	1-2	1-1	0-1	0-0	0-2	2-2	0-0	0-0	1-2	1-3	6-13	.462
11/9	Seahawks	1-1	0-3	0-0	1-1	0-0	0-2	0-1	1-1	0-0	3-7	6-16	.375
	@ San Diego	0-1	0-0	3-3	1-1	0-1	0-1	0-2	0-1	0-2	0-1	4-13	.308
11/16	Seahawks	1-1	0-2	2-5	2-2	0-0	1-3	0-1	1-1	0-0	1-5	8-20	.400
	@ New Orleans	2-4	0-1	0-0	0-0	0-3	0-1	0-0	1-1	0-0	0-2	3-12	.250
11/23	Seahawks	1-2	0-0	0-0	0-3	0-0	0-0	1-1	0-0	1-3	2-6	5-15	.333
	Kansas City	1-2	0-1	1-1	1-1	0-2	0-0	0-0	0-1	0-0	2-6	5-14	.357
11/30	Seahawks	1-1	1-2	3-3	0-0	1-3	0-1	0-0	0-2	1-1	1-3	8-16	.500
	Atlanta	1-2	0-2	0-1	0-0	0-1	0-0	0-1	0-1	0-0	1-3	2-11	.182
12/7	Seahawks	1-2	0-0	0-0	1-2	1-2	1-3	0-1	0-0	0-0	2-6	6-16	.375
	@ Baltimore	0-0	0-0	0-0	1-2	0-0	1-3	0-1	0-2	0-0	1-4	3-12	.250
12/14	Seahawks	0-0	2-2	1-1	2-3	0-2	0-0	0-1	2-2	0-0	0-5	7-16	.438
	@ Oakland	1-2	0-1	0-0	0-0	0-1	0-0	1-1	1-1	0-0	1-4	4-10	.400
12/21	Seahawks	1-1	2-4	1-1	0-0	0-0	0-0	0-1	0-0	1-1	0-3	5-11	.455
	San Francisco	0-1	1-1	0-0	0-1	0-1	0-2	0-0	0-0	1-3	1-4	3-13	.231
Totals	Seahawks	12-22	10-22	11-16	7-15	5-16	11-20	5-17	7-15	6-11	17-70	91-224	.406
	Opponents	12-27	6-14	9-13	6-14	5-25	4-12	6-14	5-18	2-11	11-50	66-198	.333

1997 Drive Chart

Date	Opponent	Drives 3/Out		-----drive ended by-----										Pts/Drv	Eff.
				TD	FG	FGA	PNTDWN	TRN	SAF	CLK	Points				
8/31	Seahawks	10	4	0	1	1	5	2	2	0	0	3	0.3	.100	
	NY Jets	10	1	5	2	2	2	0	0	0	1	41	4.1	.500	
9/7	Seahawks	9	1	1	0	0	5	2	1	0	0	7	0.8	.111	
	Broncos	10	0	3	2	2	3	0	1	0	1	28	2.8	.500	
9/14	Seahawks	10	2	4	1	1	3	0	1	0	1	31	3.1	.500	
	@ Colts	10	5	0	1	1	7	1	0	0	1	3	0.3	.100	
9/21	Seahawks	15	2	3	2	2	5	0	3	0	2	26	1.7	.333	
	Chargers	13	2	0	5	5	4	1	3	0	0	15	1.2	.385	
9/28	Seahawks	12	2	2	1	3	5	0	1	0	1	17	1.4	.250	
	@ Chiefs	11	2	2	2	2	4	0	3	0	0	20	1.8	.364	
10/5	Seahawks	11	3	2	1	1	5	0	2	0	1	16	1.5	.273	
	Oilers	11	4	1	2	2	5	0	2	0	1	13	1.2	.273	
10/19	Seahawks	10	2	2	1	1	5	0	2	0	0	17	1.7	.300	
	@ Rams	11	2	0	3	3	5	0	1	0	2	9	0.8	.273	
10/26	Seahawks	15	2	5	4	4	3	0	2	0	1	45	3.0	.600	
	Raiders	14	4	3	2	2	6	1	1	0	1	27	1.9	.357	
11/2	Seahawks	12	3	3	2	2	5	1	1	0	0	27	2.3	.417	
	@ Broncos	11	2	2	3	3	4	0	1	0	1	23	2.1	.455	
11/9	Seahawks	14	4	3	3	3	6	0	1	0	1	30	2.1	.429	
	@ Chargers	14	3	2	1	1	6	2	2	0	1	17	1.2	.214	
11/16	Seahawks	14	1	1	1	3	4	1	4	0	1	10	0.7	.143	
	@ Saints	15	4	2	2	2	5	0	5	0	1	20	1.3	.267	
11/23	Seahawks	12	3	2	0	0	6	0	3	1	0	14	1.2	.167	
	Chiefs	10	2	2	1	1	5	1	0	0	1	17	1.7	.300	
11/30	Seahawks	10	3	2	1	2	5	0	1	0	0	17	1.7	.300	
	Falcons	10	4	2	1	1	5	0	0	0	2	17	1.7	.300	
12/7	Seahawks	16	5	2	0	0	9	0	4	0	1	14	0.8	.125	
	@ Ravens	15	2	2	1	3	5	0	3	1	1	17	1.1	.200	
12/14	Seahawks	12	1	2	3	4	3	0	2	0	1	22	1.8	.417	
	@ Raiders	11	3	3	0	1	3	2	1	0	1	21	1.9	.273	
12/21	Seahawks	11	1	5	1	1	3	0	0	0	2	38	3.5	.545	
	49ers	10	2	0	3	3	5	0	2	0	0	9	0.9	.300	
TOT	Seahawks	193	39	39	22	28	77	5	30	1	12	334	1.7	.316	
	Opponent	186	42	29	31	34	74	8	25	1	15	294	1.6	.323	

1997

Inside the 20

Date	Team	Trips/Scores	TD	Att/FG	Points	Int	Fum	Downs	TOs	Clock
8/31	Seahawks	2/1	0	1/1	3	0	0	1	0	0
	NY Jets	2/2	1	1/1	10	0	0	0	0	0
9/7	Seahawks	1/1	1	0/0	7	0	0	0	0	0
	Denver	2/2	1	1/1	10	0	0	0	0	0
9/14	Seahawks	3/3	2	1/1	17	0	0	0	0	0
	@ Indianapolis	2/1	0	1/1	3	0	0	1	0	0
9/21	Seahawks	5/3	2	1/1	16	0	1	0	1	1
	San Diego	3/3	0	3/3	9	0	0	0	0	0
9/28	Seahawks	1/0	0	1/0	0	0	0	0	0	0
	@ Kansas City	4/3	2	1/1	17	1	0	0	1	0
10/5	Seahawks	2/1	0	1/1	3	0	1	0	1	0
	Tennessee	2/2	1	1/1	10	0	0	0	0	0
10/19	Seahawks	4/3	2	1/1	17	1	0	0	1	0
	@ St. Louis	1/1	0	1/1	3	0	0	0	0	0
10/26	Seahawks	5/5	3	2/2	23	0	0	0	0	0
	Oakland	2/2	1	1/1	10	0	0	0	0	0
11/2	Seahawks	3/3	2	1/1	17	0	0	0	0	0
	@ Denver	3/3	1	2/2	13	0	0	0	0	0
11/9	Seahawks	4/4	1	3/3	16	0	0	0	0	0
	@ San Diego	2/2	1	1/1	10	0	0	0	0	0
11/16	Seahawks	2/1	0	2/1	3	0	0	0	0	0
	@ New Orleans	3/3	2	1/1	17	0	0	0	0	0
11/23	Seahawks	2/1	1	0/0	7	0	1	0	1	0
	Kansas City	4/3	2	1/1	17	0	0	1	0	0
11/30	Seahawks	3/3	2	1/1	17	0	0	0	0	0
	Atlanta	3/3	2	1/1	17	0	0	0	0	0
12/7	Seahawks	1/1	1	0/0	7	0	0	0	0	0
	@ Baltimore	2/2	1	1/1	10	0	0	0	0	0
12/14	Seahawks	4/4	2	2/2	19	0	0	0	0	0
	@ Oakland	4/2	2	1/0	14	0	0	1	0	0
12/21	Seahawks	2/2	1	1/1	10	0	0	0	0	0
	San Francisco	2/2	0	2/2	6	0	0	0	0	0
Totals	Seahawks	44/36	20	18/16	172	1	3	1	4	1
	Opponents	41/36	17	20/19	166	1	0	3	1	0

1997 Superlatives

Overall	8-8	When Leading After 3 Quarters	3-2
Home	4-4	When Trailing After 3 Quarters	3-5
Road	4-4	When Tied After 3 Quarters	2-1
By Month		When Scoring...	
September	2-3	First	3-4
October	3-0	> 19 Points	6-2
November	1-4	< 20 Points	2-6
December	2-1		
January	0-0	When Outrushing Opponents	7-3
Turf		When + in Time of Possession	6-4
Artificial	6-5	When - in Time of Possession	2-4
Natural	2-3	When = in Time of Possession	0-0
Vs. AFC	6-6	When + in Takeaway/Giveaway	1-2
West	4-4	When - in Takeaway/Giveaway	3-5
Central	1-1	When = in Takeaway/Giveaway	4-1
East	1-1		
Vs. NFC	2-2	With a 100-Yard Rusher	1-0
West	2-2	With a 100-Yard Receiver	3-0
Central	0-0	With a 300-Yard Passer	1-0
East	0-0		
When Leading at Halftime	2-3	Versus an Opponent 100-Yard Rusher	2-2
When Trailing at Halftime	5-4	Versus an Opponent 100-Yard Receiver	1-3
When Tied at Halftime	1-1	Versus an Opponent 300-Yard Passer	0-1

1997 Weekly Rankings

NFL

AFC

OFFENSE							DEFENSE						
Week	Total	Rush	Pass	Total	Rush	Pass	Week	Total	Rush	Pass	Total	Rush	Pass
1	23	23t	22	29	25t	23	1	11	12t	11	15	13	10
2	23	21	18	28	27	20	2	12	11	10	14	13	8
3	16	18	15t	11	25	5	3	10	8	8	5	13	1
4	15	21	10	9	19	8	4	9	11	7	4	9	3
5	12	17	10	17	26	11	5	8	8	6	7	12	5
6	7	12	9	16	26	7	6	5	6	5	7	13	2
7	8	11	9	14	26	8	7	5	5	5	5	13	2
8	8	12	8	8	23	6	8	5	6	5	3	11	2
9	1	10	2	12	22	9t	9	1	5	2	5	10	3
10	1	10	3	15	24	10	10	1	6	3	7	11	4
11	2	11	1	11	22	11	11	2	6	1	5	11	5
12	1	11	1	9	16	7	12	1	6	1	5	9	3
13	2	12	1	8	21	7	13	2	5	1	4	10	3
14	2	13	1	7	18	6	14	2	6	1	3	11	3
15	3	14	2	8	15	10	15	2	7	2	4	8	4
16	3	14t	1	9	11	13	16	2	7	1	4	6	4
17	3	13	1	8	12	14	17	2	6	1	3	7	4

1997 Honors



JAY BELLAMY, S

Special Teams Captain

HOWARD BALLARD, T

Ed Block Courage Award

CHAD BROWN, LB

AFC Defensive Player of Week 3 (at Indianapolis)

JOHN FRIESZ, QB

Offensive Captain

WALTER JONES, T

First-Team All-Rookie

Pro Football Weekly

AFC Western Division's Outstanding Rookie

Sporting News

NFL Offensive Rookie of the Month (for October)

WARREN MOON, QB

AFC Offensive Player of Week 9 (vs. Oakland)

AFC Offensive Player of Week 11 (at San Diego)

Miller Lite NFL Player of Week (vs. Oakland)

WINSTON MOSS, LB

Defensive Captain

Steve Largent Award

(awarded to the player who exemplifies the spirit, dedication and integrity of the Seahawks)

Ed Block Courage Award

TODD PETERSON, K

Byron "Whizzer" White Award Nominee

MICHAEL SINCLAIR, DE

AFC Pro Bowl Squad

First-Team All-AFC

Pro Football Weekly/Pro Football Writers Association

SHAWN SPRINGS, CB

First-Team All-Rookie

Pro Football Weekly

RICK TUTEN, P

Seahawks NFL Man of the Year

NFL's Strongest Pound-for-Pound Player

Flex Magazine

DARRYL WILLIAMS, S

Seahawks Most Valuable Player

(as voted by teammates)

AFC Pro Bowl Starter

First-Team All-AFC

Pro Football Weekly/PFWA

AFC Defensive Player of Week 4 (vs. SD)

AFC West Outstanding Defensive Player

Sporting News

AFC Defensive Back of the Year


NFL Players Association

DEAN WELLS, LB

Unsung Hero Award

NFL Players Association

ALL-TIME REVIEW



1976 REVIEW (2-12)

Date	W/L	Score	Opp	Att
09/12	L	24-30	St. Louis	58,441
09/19	L	7-31	at Washington	53,174
09/26	L	21-37	San Francisco	59,108
10/03	L	13-28	Dallas	62,027
10/10	L	20-28	Green Bay (Mil)	54,983
10/17	W	13-10	at Tampa Bay	43,812
10/24	L	14-41	Detroit	61,280
10/31	L	6-41	at L.A. Rams	52,035
11/07	W	31-13	Atlanta	57,985
11/14	L	21-27	at Minnesota	45,087
11/21	L	27-51	New Orleans	61,865
11/28	L	16-28	at N.Y. Giants	65,111
12/05	L	7-34	Chicago	60,510
12/12	L	10-27	at Philadelphia	37,949

Team Statistics		Sea	Opp
TOTAL FIRST DOWNS		237	323
Rushing		75	166
Passing		140	136
Penalty		22	21
3rd Down: Made/Att		59/221	96/219
3rd Down Pct.		26.7	43.8
4th Down: Made/Att		15/20	6/16
4th Down Pct.		75.0	37.8
TOTAL NET YARDS		4062	5405
Avg. Per Game		290.1	386.0
Total Plays		882	1008
Avg. Per Play		4.6	5.3
NET YARDS RUSHING		1413	2881
Avg. Per Game		100.9	206.0
Total Rushes		374	614
NET YARDS PASSING		2649	2524
Avg. Per Game		189.2	180.0
Sacked/Yards Lost		28/225	27/246
Gross Yards		2874	2770
Att./Completions		480/229	367/223
Completion Pct.		47.7	60.7
Had Intercepted		30	15
PUNTS/AVERAGE		82/37.4	65/35.0
NET PUNTING AVG.		30.1	29.6
PENALTIES/YARDS		80/684	106/926
FUMBLES/LOST		30/18	23/13
TOUCHDOWNS		29	53
Rushing		14	20
Passing		13	27
Returns		2	6
TOTAL POINTS		229	429

By Quarters		1	2	3	4	OT	Tot
SEA		39	73	61	56	0	229
OPP		91	116	127	95	0	429

Scoring	TD	Ru	Pa	Rt	PAT	FG	S	Pts
Leyboldt	0	0	0	0	19-22	8-12	0	43
Smith	5	4	1	0	0	0	0	30
Largent	4	0	4	0	0	0	0	24
McCullum	4	0	4	0	0	0	0	24
McKinnis	4	0	0	0	0	0	0	24
Zorn	4	0	0	0	0	0	0	24
SEA	29	14	13	2	26-29	9-16	1	229
OPP	53	20	27	6	51-53	20-30	0	429
Rushing								
Smith			119	537	4.5	53		4
Zorn			52	246	4.7	19		4
Testerman			67	246	3.8	16		1
Nelson			52	173	3.3	25		1
McKinnis			46	105	2.2	14		4
SEA			374	1413	3.7	53		14
OPP			614	2881	4.6	47		20

Passing	Att	Cmp	Yds	Cmp%	Yds/Att	TD	TD%	Int	Int%	LG	Sacked	Rating
Zorn	439	208	2571	47.3	5.85	12	2.7	27	6.1	80	25/196	49.4
Munson	37	20	295	54.0	7.97	1	2.7	3	8.1	44	3/29	----
SEA	480	229	2874	47.7	5.98	13	3.7	30	6.2	80	26/225	49.9
OPP	367	223	2770	60.7	7.54	27	7.3	15	4.0	66	27/246	91.7

Receiving	No	Yds	Avg	LG	TD
Largent	54	705	13.0	45	4
Howard	37	422	11.4	30	0
Smith	36	384	10.6	34	1
McCullum	32	506	15.8	72	4
Testerman	25	232	9.2	25	1
SEA	229	2874	12.5	80	13
OPP	223	2770	12.4	66	27

Interceptions		No	Yds	Avg	LG	TD
Brown		4	70	17.5	33	0
Woolsey		4	19	4.7	13	0
Mathews		3	60	20.0	40	1
SEA		15	218	14.5	40	1
OPP		30	388	12.9	70	4

Punt Returns		No	FC	Yds	Avg	LG	TD
Blackwood		19	2	132	6.9	26	0
Brown		13	4	74	5.6	19	0
SEA		39	6	246	6.3	26	0
OPP		56	3	534	9.5	50	1

Kickoff Returns		No	Yds	Avg	LG	TD
Ross		30	655	21.8	45	0
Bolton		15	280	18.6	30	0
SEA		79	1605	20.3	45	0
OPP		46	1041	22.6	41	0

Punting	No	Yds	Avg	Net	TB	I20	LG	B
Engles	80	3067	38.3	29.9	3	13	55	2
SEA	82	3067	37.4	30.1	3	13	55	2
OPP	65	2275	35.0	29.6	5	10	54	2

Field Goals		1-19	20-29	30-39	40-49	50+
Bitterlich		0-0	1-1	0-2	0-1	0-0
Leyboldt		0-0	2-2	1-2	5-7	0-1
SEA		0-0	3-3	1-4	5-8	0-1
OPP		1-1	7-7	7-11	5-9	0-2

Bitterlich: (2) (—) (36W,40W,33W)

Leyboldt: (1) (1) (—) (48,44,45B) (25,39,51S) (—) (43,41) (—)

(36W) (—) (45,46R) (—) (24)

SEA: (27) (—) (36W,40W,33W) (—) (48,44,45B) (25,39,51S)

(—) (43,41) (—) (36W) (—) (45,46R) (—) (24)

OPP: (28,46W,22,26) (37) (45,45,31) (50B,39W) (—)

(38,36W,35B) (25,44) (20) (44W,18,40B,21) (32W,43,39)

(46,36,21) (—) (45S,51S) (33,37)

DEFENSIVE STATISTICS (According to Unofficial Press Box Statistics)

Tackles		T	S	A	Sa	T/L	PD	FF	FR
Brown		111	85	26	0.0	2.0	17	2	0
Curtis		107	66	41	1.0	5.0	1	0	1
Bradley		101	75	26	0.0	7.0	4	1	1
Mathews		92	75	17	0.0	0.0	13	0	0
Nichaus		90	58	32	8.5	13.0	0	0	1

NOTABLE

Record (Finish): 2-12 (5th, NFC West)

Head Coach: Jack Patera (2-12, .143)

Assistants: Sam Boghosian (Off. Coord./OL), Bob Hollway (Def. Coord./DBs), Earl Leggett (DL), Andy MacDonald (RBs), Larry Peccatiello (LBs), Jerry Rhone (QB/WRs/TEs)

Captains: T Norm Evans (Off), LB Mike Curtis (Def), LB Ed Bradley (Sp. Teams) MVP: QB Jim Zorn Pro Bowl: None

National Honors: Jim Zorn, NFC Offensive Rookie of the Year, DT Steve Nichaus, NFC Defensive Rookie of the Year

All-NFL: None

Starters: Offense: WR Sam McCullum (13), LT Nick Behout (13), LG Bob Penchion (13), C Fred Hoaglin (7), *C Art Kuehn (7), RG John Demarie (7), RG Bob Newton (7), RT Norm Evans (10), TE Ron Howard (13), *WR Steve Largent (13), *QB Jim Zorn (14), *RB Sherman Smith (9), *FB Don Testerman (8), Defense: LE Dave Tipton (12), *LT Steve Nichaus (14), RT Richard Harris (8), RE Bob Lurtsema (13), LLB Ken Geddes (9), *LLB Sammy Green (5), MLB Ed Bradley (14), RLB Mike Curtis (14), LCB Eddie McMillan (14), RCB Rolly Woolsey (11), FS Dave Brown (14), SS Al Mathews (14), Specialists: K Don Bitterlich (3), K John Leyboldt (11), P Rick Engles (14).

1977 REVIEW (5-9)

Date	W/L	Score	Opponent	Att.
09/18	L	14-29	Baltimore	58,991
09/25	L	20-42	at Cincinnati	45,579
10/02	L	13-24	Denver	53,108
10/09	L	0-31	at New England	45,929
10/16	W	30-23	Tampa Bay	54,783
10/23	L	13-31	at Miami	29,855
10/30	W	56-17	Buffalo	61,180
11/06	L	7-44	at Oakland	50,929
11/13	W	17-0	at N. Y. Jets	43,973
11/20	L	10-22	Houston	61,519
11/27	L	28-30	San Diego	55,338
12/04	L	20-30	at Pittsburgh	45,429
12/11	W	34-31	at Kansas City	22,562
12/18	W	20-19	Cleveland	61,583

Team Statistics	Sea	Opp
TOTAL FIRST DOWNS	251	295
Rushing	116	152
Passing	116	125
Penalty	19	18
3rd Down: Made/Att	72/187	86/206
3rd Down Pct.	38.5	42.7
4th Down: Made/Att	6/16	9/14
4th Down Pct.	37.8	64.3
TOTAL NET YARDS	4292	4818
Avg. Per Game	306.5	344.1
Total Plays	869	963
Avg. Per Play	4.9	5.0
NET YARDS RUSHING	1964	2485
Avg. Per Game	140.2	177.5
Total Rushes	461	596
NET YARDS PASSING	2328	2333
Avg. Per Game	166.2	166.6
Sacked/Yards Lost	21/131	18/131
Gross Yards	2459	2464
Att./Completions	387/175	349/196
Completion Pct.	45.2	56.1
Had Intercepted	32	25
PUNTS/AVERAGE	64/37.9	54/35.9
NET PUNTING AVG.	30.9	30.8
PENALTIES/YARDS	76/666	96/794
FUMBLES/BALL LOST	26/13	20/11
TOUCHDOWNS	37	43
Rushing	12	21
Passing	23	19
Returns	2	3
TOTAL POINTS	282	373

By Quarters	1	2	3	4	OT	Tot
SEA	52	106	57	67	0	282
OPP	101	105	65	102	0	373
Scoring	TD	Ru	Pa	Rt	FG	S
Largent	10	0	10	0	0	60
Lepoldt	0	0	0	33-37	9-18	0
Sims	8	5	3	0	0	48
Smith	6	4	2	0	0	36
Testerman	5	1	4	0	0	30
SEA	37	12	23	2	33-37	9-18
OPP	43	21	19	3	42-43	23-31
Rushing	Att	Yds	Avg	LG	TD	
Smith	163	763	4.7	39	4	
Testerman	119	459	3.8	20	1	
Sims	99	369	3.7	17	5	
Hunter	32	179	5.5	20	1	
Zorn	25	141	5.6	15	1	
SEA	461	1964	4.2	39	12	
OPP	596	2485	4.1	41	21	

Receiving	No	Yds	Avg	LG	TD
Largent	33	643	19.4	74	10
Testerman	31	219	7.0	25	4
Smith	30	419	13.9	44	2
Ferguson	19	374	19.6	45	2
Howard	17	177	10.4	24	1
Sims	12	176	14.6	82	3
Sawyer	10	105	10.5	27	0
SEA	175	2459	14.0	82	23
OPP	196	2464	12.5	67	19

Interceptions	No	Yds	Avg	LG	TD
Beamon	6	36	6.0	16	0
McMillan	4	157	39.2	57	0
Brown	4	68	17.0	29	1
Preece	4	55	13.7	29	0
Geddes	3	9	3.0	6	0
SEA	25	356	14.2	57	1
OPP	32	594	18.5	102	3

Kickoff Returns		No	Yds	Avg	LG	TD	
Hunter		36	820	22.7	41	0	
Ferguson		11	240	21.8	39	0	
Packer		13	280	21.5	44	0	
SEA		71	1502	21.2	44	0	
OPP		50	1240	24.8	70	0	
Punt Returns		No	FC	Yds	Avg	LG	TD
Packer		20	0	131	6.5	31	0
SEA		31	4	217	7.0	31	0
OPP		41	2	372	9.0	39	0

Punting	No	Yds	Avg	Net	TB	I20	LG	B
Weaver	58	2293	39.5	31.8	4	10	59	1
Engles	4	137	34.3	25.3	0	0	41	1
SEA	64	2430	37.9	30.6	4	10	59	2
OPP	54	1942	35.9	30.8	3	11	61	2

Field Goals	1-19	20-29	30-39	40-49	50+
Lepoldt	1-2	2-3	2-4	3-4	1-5
SEA	1-2	2-3	2-4	3-4	1-5
OPP	0-0	9-10	10-12	4-9	0-0

Lepoldt: (19B) (52S,32,42) (52S) (—) (43,21R,37B) (19,41) (—) (—) (33R, 43L,50R,33) (51) (—) (20,27) (—) (51S)
 Opp: (45R,38,42) (—) (36) (36,26R) (40,37,20) (39L,41) (25) (35,39,37) (46R) (31B,46B,27,37) (40,26,39) (22,28,43) (49L,23,45L) (24,38)

DEFENSIVE STATISTICS

(According to Unofficial Press Box Statistics)

Player	Tackles							
	T	S	A	Sa	T/L	PD	FF	FR
Beeson	136	110	26	1.0	8.0	5	0	1
Beamon	128	82	36	0.0	2.0	8	1	0
Green	98	57	41	0.0	6.0	5	1	1
Preece	96	61	35	0.0	0.0	5	1	0
McMillan	80	63	17	0.0	3.0	15	0	1
Lurtsema	79	46	33	2.0	5.0	0	0	3

NOTABLE

Record (Finish): 5-9 (4th, AFC West). Set record for wins by 2nd year expansion team.

Head Coach: Jack Patera (7-21, .250)

Assistants: Sam Boghosian (Off. Coord./OL), Bob Hollway (Def. Coord./DBs), Earl Leggett (DL), Andy MacDonald (RBs), Larry Peccatiello (LBs), Jerry Rhome (QB/WRs/TEs)

Captains: T Norm Evans (Off), S Eddie McMillan (Def), S Steve Preece (Sp. Teams) MVP: WR Steve Largent Pro Bowl: None National Honors: None All-NFL: None

Starters: Offense: WR Duke Ferguson (8), WR Sam McCullum (3), WR Steve Raible (3), LT Nick Bebout (12), LG Gordon Jolley (11), *LG Tom Lynch (5), C Art Kuehn (14), RG Ron Coder (14), RT Norm Evans (13), TE Ron Howard (12), WR Steve Largent (14), QB Jim Zorn (10), QB Steve Myer (4), RB Sherman Smith (13), FB Don Testerman (13)

Defense: LE Richard Harris (14), LT Ron East (14), RT Bob Lurtsema (9), *RT Dennis Boyd (5), RE Alden Roche (9), LLB Sammy Green (14), *MLB Terry Beeson (13), RLB Ken Geddes (14), LCB Eddie McMillan (14), RCB Dave Brown (14), SS Autry Beamon (9), SS Don Dufek (5), FS Steve Preece (14), Specialists: P Rick Engles (1), P Herman Weaver (13), K John

Passing	Att	Cmp	Yds	Cmp%	Yds/Att	TD	TD%	Int	Int%	LG	Sacked	Rating
Zorn	251	104	1683	41.4	6.60	16	6.3	19	7.5	82	12/51	54.2
Myer	130	70	729	53.8	5.60	6	4.6	12	9.2	45	9/80	47.6
SEA	387	175	2459	45.2	6.35	23	5.9	32	8.2	82	21/131	51.7
OPP	349	196	2465	56.1	7.06	19	5.4	25	7.1	67	18/131	66.6

1978 REVIEW (9-7)

Date	W/L	Score	Opponent	Att
09/03	L	20-24	San Diego	55,778
09/10	L	10-21	at Pittsburgh	48,277
09/17	W	24-17	at N.Y. Jets	46,911
09/24	W	28-16	Detroit	56,781
10/01	L	7-28	at Denver	74,989
10/08	W	29-28	Minnesota	62,031
10/15	L	28-45	Green Bay (at Milwaukee)	52,712
10/22	W	27-7	Oakland	62,529
10/29	L	17-20	Denver (OT)	62,948
11/05	W	31-29	at Chicago	50,697
11/12	L	14-17	Baltimore	61,905
11/19	W	13-10	at Kansas City	35,252
11/26	W	17-16	at Oakland	52,978
12/03	W	47-24	Cleveland	62,262
12/10	L	10-37	at San Diego	49,975
12/17	W	23-19	Kansas City	58,490

Team Statistics	Sea	Opp
TOTAL FIRST DOWNS	345	331
Rushing	150	153
Passing	156	160
Penalty	39	18
3rd Down: Made/Att	98/235	88/216
3rd Down Pct.	41.7	40.7
4th Down: Made/Att	20/31	8/14
4th Down Pct.	54.5	57.1
TOTAL NET YARDS	5511	5522
Avg. Per Game	344.4	345.1
Total Plays	1072	1036
Avg. Per Play	5.1	5.3
NET YARDS RUSHING	2394	2517
Avg. Per Game	149.6	157.3
Total Rushes	561	551
NET YARDS PASSING	3117	3005
Avg. Per Game	194.8	187.8
Sacked/Yards Lost	44/284	25/220
Gross Yards	3401	3225
Att./Completions	467/261	460/263
Completion Pct.	55.9	57.2
Had Intercepted	22	22
PUNTS/AVERAGE	69/36.9	66/38.0
NET PUNTING AVG.	29.9	31.0
PENALTIES/YARDS	94/789	125/997
FUMBLES/BALL LOST	36/19	34/17
TOUCHDOWNS	44	43
Rushing	28	20
Passing	15	21
Returns	1	2
TOTAL POINTS	345	358

By Quarters	1		2		3		4		OT	Total
SEA	85		115		50		95		0	345
OPP	68		114		79		94		3	358
Scoring	TD	Ru	Pa	Rt	PAT	FG	S		Pts	
Sims	15	14	1	0	0	0	0		90	
Herrera	0	0	0	0	40-44	13-21	0		79	
Largent	8	0	8	0	0	0	0		48	
Smith	7	6	1	0	0	0	0		42	
Zorn	6	6	0	0	0	0	0		36	
SEA	44	28	15	1	40-44	13-21	1		345	
OPP	43	20	21	2	41-43	19-27	1		358	
Rushing			Att	Yds	Avg	LG			TD	
Smith			165	805	4.9	67			6	
Sims			174	752	4.3	44			14	
Hunter			105	348	3.3	55			2	
Zorn			59	290	4.9	23			6	
SEA			561	2394	4.3	67			28	
OPP			551	2517	4.6	62			20	
Receiving			No	Yds	Avg	LG			TD	
Largent			71	1168	16.5	57			8	

McCullum	37	525	14.2	44	3
Sims	30	195	6.5	25	1
Smith	28	366	13.1	64	1
Raible	22	316	14.4	38	1
SEA	261	3401	13.0	64	15
OPP	263	3225	12.3	55	21

Interceptions	No	Yds	Avg	LG	TD
Webster	5	9	1.8	4	0
Harris	4	65	16.3	28	0
Beamon	4	17	4.3	15	0
Brown	3	44	14.7	44	0
SEA	22	193	8.8	44	1
OPP	22	300	13.6	52	1

Punting	No	Yds	Avg	Net	TB	I20	LG	B
Weaver	66	2440	37.0	29.5	6	13	59	0
SEA	69	2543	36.9	29.9	6	15	59	0
OPP	66	2507	38.0	31.0	6	16	67	1

Punt Returns	No	FC	Yds	Avg	LG	TD
Crawford	34	4	284	8.4	22	0
SEA	40	5	342	8.6	42	0
OPP	36	9	363	10.1	24	0

Kickoff Returns	No	Yds	Avg	LG	TD
Hunter	16	385	24.1	38	0
Crawford	35	829	23.7	36	0
SEA	67	1510	22.5	38	0
OPP	66	1328	20.1	95	1

FGs	1-19	20-29	30-39	40-49	50+
Herrera	2-2	1-1	5-7	5-10	0-1
SEA	2-2	1-1	5-7	5-10	0-1
OPP	2-2	7-7	8-10	2-5	0-3

Herrera: (45S,47S) (20, 42S) (45) (—) (33R) (19) (38S)
(42,32) (49L,37) (34) (53S) (40,18) (46) (38) (48) (42R,31)
OPP: (18) (52S,31R) (37) (49S,44,38,29)(—) (48R) (22) (—)
(34,34R,50S,18) (33,36,39) (22,49S) (20) (26) (51L,40)
(37,26,27) (33)

DEFENSIVE STATISTICS

(According to Unofficial Press Box Statistics)

Player	T	S	A	Sa	T/L	PD	FF	FR
Beeson	153	107	46	0.0	10.0	4	0	0
Butler	122	83	39	2.0	12.0	13	0	2
Green	115	79	36	0.0	5.0	2	0	1
Webster	113	85	28	0.0	5.0	33	0	1
Harris	113	72	41	2.0	4.0	15	1	0

NOTABLE

Record (Finish): 9-7 (T2nd, AFC West).
Head Coach: Jack Patera (16-28, .364)
Assistants: Jack Christensen (DBs), Andy MacDonald (RBs), Jim Mora (DL), Howard Mudd (OL), Larry Peccatiello (Def Coach/ LBs), Jerry Rhome (Off. Coach/QBs/WRs/TEs)
Captains: T Norm Evans & WR Steve Largent (Off), DT Dennis Boyd (Def), S Autry Beamon (Sp. Teams)
MVP: QB Jim Zorn
Pro Bowl: WR Steve Largent (1)
National Honors: Jack Patera (Coach of the Year), GM John Thompson (Ex. of the Year)
First-Team All-NFL: QB Jim Zorn (NEA)
Starters: Offense: WR Sam McCullum (16), LT Nick Bebout (16), LG Tom Lynch (16), C John Yarno (13), C Art Kuehn (3), RG Bob Newton (16), RT Steve August (14), RT Norm Evans (2), TE Ron Howard (11), TE John Sawyer (5), WR Steve Largent (16), QB Jim Zorn (16), FB David Sims (8), FB Don Testerman (5), RB Sherman Smith (12).
Defense: LE Ernie Price (11), LT Dennis Boyd (16), RT Bill Sandifer (8, also S @LE), RT Steve Niehaus (6), RE Bill Gregory (14), LLB Sammy Green (16), MLB Terry Beeson (16), *RLB Keith Butler (14), LCB Cornell Webster (14), *LCB Keith Simpson (2), RCB Dave Brown (16), SS Autry Beamon (16), *FS John Harris (16).
Specialists: K Efen Herrera (16), P Herman Weaver (16).
* Rookie or first-year player

Passing	Att	Cmp	Yds	Cmp%	Yds/Att	TD	TD%	Int	Int%	LG	Sacked	Rating
Zorn	443	248	3283	56.0	7.41	15	3.4	20	4.5	64	44/284	72.2
Myer	22	11	94	50.0	4.27	0	0.0	2	9.1	17	0/0	----
SEA	467	261	3401	55.9	7.28	15	3.2	22	4.7	64	44/284	70.0
OPP	460	263	3225	57.2	7.01	21	4.6	22	4.8	55	25/220	74.3

1979 REVIEW (9-7)

Date	W/L	Score	Opponent	Att
09/02	L	16-33	San Diego	62,287
09/09	L	10-19	at Miami	56,233
09/16	W	27-10	Oakland	61,602
09/23	L	34-37	at Denver	74,879
09/30	L	6-24	Kansas City	61,169
10/07	W	35-24	at San Francisco	44,592
10/14	L	10-20	at San Diego	50,077
10/21	W	34-14	Houston	60,705
10/29	W	31-28	at Atlanta (M)	52,566
11/04	L	0-24	L.A. Rams	62,048
11/11	W	29-24	at Cleveland	72,440
11/18	W	38-24	New Orleans	60,055
11/26	W	30-7	N.Y. Jets (M)	59,977
12/02	L	21-37	at Kansas City	42,160
12/08	W	28-23	Denver (Sa)	60,038
12/16	W	29-24	at Oakland	53,177

Team Statistics	Sea	Opp
TOTAL FIRST DOWNS	315	350
Rushing	121	146
Passing	171	171
Penalty	23	33
3rd Down: Made/Att	104/243	88/224
3rd Down Pct.	42.8	39.3
4th Down: Made/Att	14/23	13/21
4th Down Pct.	60.7	61.9
TOTAL NET YARDS	5557	5834
Avg. Per Game	347.3	364.6
Total Plays	1046	1078
Avg. Per Play	5.3	5.4
NET YARDS RUSHING	1967	2375
Avg. Per Game	122.9	148.4
Total Rushes	500	533
NET YARDS PASSING	3590	3459
Avg. Per Game	224.4	216.2
Sacked/Yards Lost	23/201	37/280
Gross Yards	3791	3739
Att./Completions	523/292	508/317
Completion Pct.	55.8	62.4
Had Intercepted	18	17
PUNTS/AVERAGE	70/38.4	69/37.9
NET PUNTING AVG.	33.1	31.5
PENALTIES/YARDS	104/903	117/1045
FUMBLES/BALL LOST	31/18	39/16
TOUCHDOWNS	46	46
Rushing	24	23
Passing	20	21
Returns	2	2
TOTAL POINTS	378	372

By Quarters	1	2	3	4	OT	Tot
SEA	78	114	87	99	--	378
OPP	63	116	84	109	--	372

Scoring	TD	Ru	Pa	Rt	PAT	FG	S	Pts
Herrera	0	0	0	0	43-46	19-23	0	100
Smith	15	11	4	0	0	0	0	90
Doomink	9	8	1	0	0	0	0	54
Largent	9	0	9	0	0	0	0	54
McCullum	4	0	4	0	0	0	0	24
SEA	46	24	20	2	43-46	19-23	1	378
OPP	46	23	21	2	42-46	18-28	0	372
Rushing		Att	Yds	Avg	LG	TD		
Smith		194	775	4.0	31	11		
Doomink		152	500	3.3	26	8		
Zorn		46	279	6.1	41	2		
Hunter		34	174	5.1	67	1		
Moore		44	168	3.8	18	2		
SEA		500	1967	3.9	67	24		
OPP		533	2375	4.5	84	23		

Receiving	No	Yds	Avg	LG	TD
Largent	66	1237	18.7	55	9
Doomink	54	432	8.0	41	1
Smith	48	499	10.4	35	4
McCullum	46	739	16.1	65	4
Peets	25	293	11.7	28	1
Raible	20	252	12.6	41	1
Moore	14	128	9.1	24	0
SEA	292	3791	13.0	65	20
OPP	317	3739	11.8	51	21
Interceptions	No	Yds	Avg	LG	TD
Brown	6	46	9.2	23	0
Simpson	4	72	18.0	41	0
Harris	2	30	15.0	25	0
SEA	17	284	16.7	91	1
OPP	18	185	10.3	34	1

Punting	No	Yds	Avg	Net	LG	B
Weaver	66	2651	40.2	33.4	3	11
SEA	70	2687	38.4	33.1	4	11
OPP	69	2616	37.9	31.5	8	14

Punt Returns	No	FC	Yds	Avg	LG	TD
T. Green	16	3	121	7.6	30	0
Moore	10	1	90	9.0	29	0
SEA	34	6	281	8.3	30	0
OPP	42	12	289	6.9	27	0

Kickoff Returns	No	Yds	Avg	LG	TD
T. Green	20	437	21.9	31	0
Moore	31	641	20.7	39	0
SEA	70	1444	20.6	39	0
OPP	70	1238	17.7	41	0

Field Goals	1-19	20-29	30-39	40-49	50+
Herrera	1-1	7-8	5-6	6-7	0-1
SEA	1-1	7-8	5-6	6-7	0-1
OPP	0-0	10-11	6-8	2-8	0-1
Herrera: (34) (32,49R) (23B,46,20) (28,22,39B) (38,53S,20)					
(—) (19) (48,30) (24) (—) (34) (27) (49,42,45) (—) (—) (24,42)					
OPP: (31,42,22,23) (36,31) (34L,50S,37) (27) (36) (25) (40R,38L) (—) (25R) (40B,23) (28,44L) (37S,40) (42L) (27,31,22) (41R,29) (20,43S)					

DEFENSIVE STATISTICS

(According to Unofficial Press Box Statistics)

Player	T	S	A	Sa	T/L	PD	FF	FR
Beeson	116	89	27	2.0	11.0	4	0	1
Beamon	112	75	38	0.0	3.0	14	1	2
Jackson	95	53	42	0.0	4.0	8	0	1
Hardy	87	67	22	3.5	11.0	1	1	0
Butler	88	56	32	2.0	3.0	9	0	2
Simpson	88	73	15	2.0	5.0	12	4	0

NOTABLE

Record (Finish): 9-7 (T3rd, AFC West)
 Head Coach: Jack Patera (25-35, 417)
 Assistants: Jack Christensen (DBs), Andy MacDonald (Def), Jim Mora (DL), Howard Mudd (OL), Larry Peccatiello (Def Coach/LBs), Jerry Rhome (Off. Coach/QBs/WRs/TEs), Rusty Tillman (Sp. Teams)
 Captains: WR Steve Largent (Off), DE Dennis Boyd (Def), S Autry Beamon (Sp. Teams) MVP: WR Steve Largent Pro Bowl: WR Steve Largent (2) National Honors: None
 All-NFL: WR Steve Largent (SI, NY Daily News)
 Starters: Offense: WR Sam McCullum (16), LT Nick Bebout (13), LT Louis Bullard (2), LG Tom Lynch (16), C John Yarno (16), RG Bob Newton (11), RG Ron Coder (5), RT Steve August (16), TE Brian Peets (14), WR Steve Largent (15), QB Jim Zorn (16), RB Sherman Smith (15), FB David Sims (4), FB Dan Doomink (12), Defense: LE Carl Eller (8), LE Dennis Boyd (4), LE Ernie Price (4), *LT Robert Hardy (4), *RT Manu Tuiaosopo (16), RE Bill Gregory (16), LLB Sammy Green (9), *LLB Michael Jackson (7), MLB Terry Beeson (16), RLB Keith Butler (14), LCB Cornell Webster (14), LCB Kerry Justin (2), RCB Dave Brown (16), SS Keith Simpson (11), SS Autry Beamon (4), FS Autry Beamon (9), FS John Harris (6). Specialists: K Efrén Herrera (16), P Herman Weaver (16).

* Rookie or first-year player

Passing	Att	Cmp	Yds	Cmp%	Yds/Att	TD	TD%	Int	Int%	LG	Sacked	Rating
Zorn	505	285	3661	56.4	7.25	20	4.0	18	3.6	65	23/201	77.6
SEA	523	292	3791	55.8	7.25	20	3.8	18	3.4	65	23/201	76.2
OPP	508	317	3739	62.4	7.36	21	4.1	17	3.3	51	37/280	84.6

1980 REVIEW (4-12)

Date	W/L	Score	Opponent	Att
09/07	L	13-34	San Diego	62,042
09/14	W	17-16	at Kansas City	42,403
09/21	L	31-37	New England	61,035
09/28	W	14-0	at Washington	53,263
10/05	W	26-7	at Houston	46,860
10/12	L	3-27	Cleveland	61,366
10/19	W	27-17	at N.Y. Jets	52,496
10/26	L	14-33	at Oakland	50,185
11/02	L	20-27	Philadelphia	61,047
11/09	L	30-31	Kansas City	58,976
11/17	L	17-19	Oakland (M)	60,480
11/23	L	20-36	at Denver	73,274
11/27	L	7-51	at Dallas (Th)	57,540
12/07	L	21-27	N.Y. Giants	51,617
12/13	L	14-21	at S. Diego (Sa)	49,980
12/21	L	17-25	Denver	51,853

Team Statistics	Sea	Opp
TOTAL FIRST DOWNS	302	301
Rushing	114	129
Passing	166	147
Penalty	22	25
3rd Down: Made/Att	85/230	110/235
3rd Down Pct.	37.0	46.8
4th Down: Made/Att	10/15	13/14
4th Down Pct.	66.7	92.9
TOTAL NET YARDS	4879	5177
Avg. Per Game	304.9	323.6
Total Plays	1024	1038
Avg. Per Play	4.8	5.0
NET YARDS RUSHING	1783	2067
Avg. Per Game	111.4	129.2
Total Rushes	456	550
NET YARDS PASSING	3096	3110
Avg. Per Game	193.5	194.4
Sacked/Yards Lost	51/398	26/170
Gross Yards	3494	3280
Att./Completions	517/287	462/267
Completion Pct.	55.5	57.8
Had Intercepted	23	23
PUNTS/AVERAGE	70/40.4	66/40.2
NET PUNTING AVG.	31.6	34.6
PENALTIES/YARDS	109/901	103/876
FUMBLES/BALL LOST	38/15	33/11
TOUCHDOWNS	33	47
Rushing	13	17
Passing	18	28
Returns	2	2
TOTAL POINTS	291	408

By Quarters	1	2	3	4	OT	Tot		
SEA	25	95	50	121	---	291		
OPP	48	139	77	144	---	408		
Scoring	TD	Ru	Pa	Rt	PAT	FG	S	Pts
Herrera	0	0	0	0	33-33	20-31	0	93
Jodat	6	5	1	0	0	0	0	36
Largent	6	0	6	0	0	0	0	36
McCullum	6	0	6	0	0	0	0	36
Doornink	5	3	2	0	0	0	0	30
McCutcheon	4	3	1	0	0	0	0	24
SEA	33	13	18	2	33-33	20-31	0	291
OPP	47	17	28	2	45-47	25-33	3	408
Rushing	Att	Yds	Avg	LG	TD			
Jodat	155	632	4.1	26	5			
Doornink	100	344	3.4	22	3			
Zorn	44	214	4.9	25	1			
McCutcheon	40	202	5.1	32	3			
Moore	60	202	3.4	20	0			
SEA	456	1783	3.9	32	13			
OPP	550	2067	3.8	46	17			

Interceptions	No	Yds	Avg	LG	TD			
Brown	6	32	5.3	24	0			
Harris	6	28	4.7	15	0			
Simpson	3	15	5.0	10	0			
SEA	23	95	4.1	24	0			
OPP	23	170	7.4	25	2			
Receiving	No	Yds	Avg	LG	TD			
Largent	66	1064	16.1	67	6			
McCullum	62	874	14.1	58	5			
Sawyer	36	410	11.4	32	0			
Doornink	31	237	7.6	16	2			
Jodat	26	190	7.3	14	1			
Moore	25	231	9.2	34	0			
SEA	287	3494	12.2	67	18			
OPP	267	3280	12.3	68	28			
Punting	No	Yds	Avg	Net	TB	I20	LG	B
Weaver	67	2798	41.8	31.6	7	14	62	2
SEA	70	2827	40.4	31.6	7	15	62	2
OPP	66	2652	40.2	34.6	1	20	60	2
Punt Returns	No	FC	Yds	Avg	LG	TD		
Lewis	41	9	349	8.5	75	1		
SEA	41	9	349	8.5	75	1		
OPP	42	9	476	11.3	36	0		
Kickoff Returns	No	Yds	Avg	LG	TD			
Lewis	25	585	23.4	54	0			
Webster	21	406	19.3	34	0			
SEA	73	1489	20.4	54	0			
OPP	64	1223	19.1	46	0			
Field Goals	1-19	20-29	30-39	40-49	50+			
Herrera	1-1	6-6	8-9	4-10	1-5			
SEA	1-1	6-6	8-9	4-10	1-5			
OPP	1-1	8-9	9-11	3-5	4-7			

Herrera: (46,54S,28) (19) (33) (—)(32,33,50,44,40R) (51S,29) (48,23) (48S) (21,31,41L) (39,31,33,60S) (46S,37) (21,20) (—) (52R,48R) (47L) (31,5R,47) OPP: (41,29) (50,23,57) (19,30,44R,29) (33R,50S,52R) (—) (—) (37L) (34,38,43S,30,25) (39,25) (42) (28) (24,33) (—) (43,32) (23L) (53,55,34,38,52S)

Herrera: (46,54S,28) (19) (33) (—)(32,33,50,44,40R) (51S,29) (48,23) (48S) (21,31,41L) (39,31,33,60S) (46S,37) (21,20) (—) (52R,48R) (47L) (31R,47) OPP: (41,29) (50,23,57) (19,30,44R,29) (33R,50S,52R) (—) (—) (37L) (34,38,43S,30,25) (39,25) (42) (28) (24,33) (—) (43,32) (23L) (53,55,34,38,52S)

DEFENSIVE STATISTICS

(According to Unofficial Press Box Statistics)

Player	T	S	A	Sa	T/L	PD	FF	FR
Jackson	136	105	31	0.0	4.0	5	1	2
Harris	119	80	39	0.0	2.0	9	0	1
Simpson	110	82	28	1.0	4.0	16	0	1
Beeson	101	65	36	1.0	5.0	1	2	1
Hardy	103	72	31	3.0	15.0	2	1	1
Tuissosopo	94	63	31	3.5	8.0	4	0	1

NOTABLE

Record (Finish): 4-12 (5th, AFC West). Finished 0-8 at home, lost last 9 overall.

Head Coach: Jack Patena (29-47, .382)

Assistants: Jack Christensen (DBs), Andy MacDonald (RBs), Jim Mora (DL), Howard Mudd (OL), Larry Peccatiello (Def Coach/LBs), Jerry Rhone (Off. Coach/QBs/WRs/TEs), Rusty Tillman (Sp. Teams)

Captains: WR Steve Largent (Off), SS Keith Simpson (Def)

MVP: WR Sam McCullum Pro Bowl: None, National Honors: None, All-NFL: None Starters: Offense: WR Sam McCullum (16), LT Louis Bullard (13), *LT Ron Essink (3), LG Tom Lynch (12), LG Jeff Sevy (4), C John Yarno (16), RG Bob Newton (16), RT Steve August (16), TE John Sawyer (16), WR Steve Largent (16), QB Jim Zorn (16), RB Sherman Smith (2), RB Dan Doornink (11), FB Jim Jodat (13), FB Dan Doornink (3). Defense: *LE Jacob Green (13), LT Robert Hardy (16), RT Manu Tuissosopo (16), RE Bill Gregory (13), LLB Michael Jackson (15), MLB Terry Beeson (16), RLB Keith Butler (16), LCB Cornell Webster (5), LCB Kerry Justin (11), RCB Dave Brown (16), SS Keith Simpson (16), FS John Harris (16).

Specialists: K Efen Herrera (16), P Herman Weaver (16).

* Rookie or first-year player

Passing	Att	Cmp	Yds	Cmp%	Yds/Att	TD	TD%	Int	Int%	LG	Sacked	Rating
Zorn	488	276	3346	53.3	6.86	17	3.5	20	4.1	67	44/341	72.4
Adkins	23	10	136	43.5	5.91	1	4.3	3	13.0	22	5/51	----
Krieg	2	0	0	0.0	0.00	0	0.0	0	0.0	0	1/6	----
SEA	517	287	3494	55.5	6.76	18	3.5	23	4.4	67	51/398	71.3
OPP	462	267	3280	57.8	7.10	28	6.1	23	5.0	68	26/170	79.3

1981 REVIEW (6-10)

Date	W/L	Score	Opponent	Att
09/06	L	21-27	at Cincinnati	41,177
09/13	W	13-10	Denver	58,513
09/20	L	10-20	at Oakland	45,725
09/27	L	14-20	Kansas City	59,255
10/04	L	10-24	at San Diego	51,463
10/11	L	17-35	at Houston	42,671
10/18	L	0-32	N.Y. Giants	56,134
10/25	W	19-3	at N.Y. Jets	49,678
11/01	L	24-34	at Green Bay	49,467
11/08	W	24-21	Pittsburgh	59,058
11/16	W	44-23	San Diego (M)	58,628
11/22	L	13-40	at Kansas City	49,002
11/29	L	31-32	Oakland	57,147
12/06	W	27-23	N.Y. Jets	53,105
12/13	L	13-23	at Denver	74,527
12/20	W	42-21	Cleveland	51,435

Team Statistics	Sea	Opp
TOTAL FIRST DOWNS	295	371
Rushing	103	175
Passing	166	173
Penalty	26	23
3rd Down: Made/Att	76/204	107/220
3rd Down Pct.	37.3	48.6
4th Down: Made/Att	8/19	4/10
4th Down Pct.	42.1	40.0
Possession Avg.	26:59	33:01
TOTAL NET YARDS	5021	5940
Avg. Per Game	313.8	371.3
Total Plays	1001	1126
Avg. Per Play	5.0	5.3
NET YARDS RUSHING	1594	2806
Avg. Per Game	99.6	175.4
Total Rushes	440	588
NET YARDS PASSING	3427	3134
Avg. Per Game	214.2	195.9
Sacked/Yards Lost	37/300	36/260
Gross Yards	3727	3394
Att./Completions	524/307	502/294
Completion Pct.	58.6	58.6
Had Intercepted	15	21
PUNTS/AVERAGE	68/39.0	55/42.5
NET PUNTING/YARD.	36.2	35.3
PENALTIES/YARDS	106/823	104/944
FUMBLES/BALL LOST	41/23	43/27
TOUCHDOWNS	40	46
Rushing	14	20
Passing	21	25
Returns	5	1

TOTAL POINTS		322					388	
By Quarters		1	2	3	4	OT	Total	
SEA		71	109	85	57	---	322	
OPP		58	140	75	115	---	388	
Scoring	TD	Ru	Pa	Rt	PAT	FG	S Pts	
Largent	10	1	9	0	0	0	0	
Herrera	0	0	0	0	23-25	12-17	0	
T. Brown	6	6	0	0	0	0	0	
Doornink	5	1	4	0	0	0	0	
SEA	40	14	21	5	37-40	15-24	0	
OPP	46	20	25	1	41-46	23-29	0	
Rushing	Att	Yds	Avg	LG	TD	388		
T. Brown	141	531	3.8	43	6			
Smith	83	253	3.0	21	3			
Doornink	65	194	3.0	11	1			
Zorn	30	140	4.7	20	1			
Hughes	47	135	2.9	15	0			
SEA	440	1594	3.6	43	14			
OPP	588	2806	4.8	73	20			

Receiving	No	Yds	Avg	LG	TD
Largent	75	1224	16.3	57	9
McCullum	46	567	12.3	36	3
Smith	44	406	9.2	28	1
Hughes	35	263	7.5	22	4
Doornink	27	350	13.0	80	2
SEA	307	3727	12.1	80	21
OPP	294	3304	11.5	90	25

OPP	294	3594	11.3	90	25
Interceptions	No	Yds	Avg	LG	TD
Harris	10	155	15.5	42	2
Easley	3	155	51.7	82	1
SEA	21	397	18.9	82	3
OPP	15	257	17.1	46	1

Punting	No	Yds	Avg	Net	TB	120	LG	B
West	66	2578	39.1	36.1	2	16	56	0
SEA	68	2665	39.0	36.2	2	16	56	0
OPP	55	2327	42.5	35.2	5	14	62	0

Punt Returns	No	FC	Yds	Avg	LG	TD
Johns	16	4	177	11.1	34	0
Lewis	15	2	100	6.7	23	0
SEA	32	6	293	9.2	34	0
OPP	33	18	153	4.6	16	0

Kickoff Returns	No	Yds	Avg	LG	TD
Lewis	20	378	18.9	36	0
Ivory	15	281	18.7	32	0
SEA	69	1278	18.5	36	0
OPP	67	1177	17.6	35	0

FGs	1-19	20-29	30-39	40-49	50+
Herrera	0-0	6-6	3-4	2-5	1-2
Alvarez	0-0	3-3	0-0	0-4	0-0
SEA	0-0	9-9	3-4	2-9	1-2
OPP	1-1	8-9	9-10	4-6	1-3

OPP: (25,43S) (30) (34L) (30,38,43L) (47) (—)

(29,54,21,47,31,37) (34) (19,36) (49S,22L) (32) (37,24) (26,50R) (33,43,24) (—)

DEFENSIVE STATISTICS

(According to Unofficial Press Box Statistics)

Player	Tackles							
	T	S	A	Sa	T/L	PD	FF	FR
Jackson	141	99	42	1.0	5.0	4	3	1
Easley	108	79	28	0.0	3.0	10	0	3
Butler	100	68	32	1.5	8.0	2	0	0
Harris	91	71	20	0.0	3.0	7	2	3
Green	87	72	15	12.0	18.0	1	5.5	1

NOTABLE

Record (Finish): 6-10 (5th, AFC West)

Head Coach: Jack Patera (35-57, .380)

Assistants: Jack Christensen (DBs), Andy MacDonald (RBs), Jim Mora (DL), Howard Mudd (OL), Jerry Rhome (Off. Coach/QBs/WRs/TEs), Jackie Simpson (Def. Coach/LBs), Rusty Tillman (Sp. Teams).

Defensive Rookie of the Year: First-Team All-NEC: None
 Captains: WR Steve Largent (Off), CB Keith Simpson (Def), S Don Dufek (Sp. Teams) MVP: WR Steve Largent, Pro Bowl: WR Steve Largent (3) National Honors: LS Kenny Easley (AFC)

Starters: Offense: WR Sam McCullum (14), LT Ron Essink (16),
*LB Edwin Bailey (15), C Art Kuehn (7), C John Yarno (9), RG
Reg Newton (15), RT Steve August (16), TE John Sweeney (16)

Bob Newton (15), RT Steve August (16), TE John Sawyer (16),
WR Steve Largent (16), QB Jim Zorn (13), QB Dave Krieg (3),
FB Dan Doornink (9), FB Jim Jodat (5), *FB David Hughes (2).

RB Sherman Smith (8), RB Theotis Brown (7). Defense: LE Jacob Green (16), LT Robert Hardy (14), RT Manu Tuiasosopo (5), RT Doug Sutherland (6), RT Mike White (5), RE Fred

Anderson (5), RE Manu Tuasosopo (11), LLB Michael Jackson (15, also 1 @ MLB), MLB Terry Beeson (7), MLB Joe Norman (7), RLB Keith Butler (16), LCB Keith Simpson (12), PCB Dave

), RLB Keith Butler (16), LCB Keith Simpson (12), RCB Dave Brown (10), CB Kerry Justin (6 @ RCB, 3 @ LCB), *LS Kenny Easley (14), RS John Harris (16). Specialists: K Wilson Alvarez

(4), K Efrén Herrera (12), P Jeff West (15).

Passing	Att	Cmp	Yds	Cmp%	Yds/Att
Zorn	397	236	2788	59.4	7.02
Krieg	112	64	843	57.1	7.53
SEA	524	307	3727	58.6	7.11
OPP	502	294	3394	58.6	6.76

TD%	Int	Int%	LG	Sacked	Rating
3.3	9	2.3	80	24/201	80.2
6.3	5	4.5	57	11/85	-----
4.0	15	2.9	80	37/300	82.0
5.0	21	4.2	90	36/260	78.2

1982 REVIEW (4-5)

Date	W/L	Score	Opponent	Att
09/12	L	7-21	Cleveland	55,907
09/19	L	21-23	at Houston	43,117
09/26			at New England	Cxl
10/03			Kansas City	Cxl
10/10			at San Diego	Cxl
10/17			L.A. Raiders	Cxl
10/24			San Diego	Cxl
10/31			at Kansas City	Cxl
11/07			Denver	Cxl
11/14			at St. Louis	Cxl
11/21	W	17-10	at Denver	73,916
11/28	W	16-0	Pittsburgh	55,553
12/05	L	23-28	at L.A. Raiders	42,170
12/12	W	20-14	Chicago	52,826
12/19	L	0-16	New England	53,457
12/26	L	10-24	at Cincinnati	55,330
01/02	W	13-11	Denver	43,145

Team Statistics		Sea	Opp
TOTAL FIRST DOWNS		159	167
Rushing		51	86
Passing		89	68
Penalty		19	13
3rd Down: Made/Att		43/130	50/126
3rd Down Pct.		33.1	39.7
4th Down: Made/Att		6/12	5/8
4th Down Pct.		50.0	62.5
POSSESSION AVG.		28:04	31:56
TOTAL NET YARDS		2594	2794
Avg. Per Game		288.2	310.4
Total Plays		589	600
Avg. Per Play		4.4	4.7
NET YARDS RUSHING		795	1461
Avg. Per Game		88.3	162.3
Total Rushes		227	337
NET YARDS PASSING		1799	1333
Avg. Per Game		199.9	148.1
Sacked/Yards Lost		36/269	17/135
Gross Yards		2068	1468
Att./Completions		326/176	246/138
Completion Pct.		54.0	56.1
Had Intercepted		13	13
PUNTS/AVERAGE		49/38.6	50/40.6
NET PUNTING AVG.		35.9	34.9
PENALTIES/YARDS		59/523	44/406
FUMBLES/BALL LOST		21/11	18/9
TOUCHDOWNS		14	18
Rushing		4	12
Passing		9	4
Returns		1	2
TOTAL POINTS		127	147
By Quarters		1 2 3 4 OT	Tot
SEA		9 37 28 53	---
OPP		26 70 23 28	---
Scoring		TD Ru Pa Rt PAT FG S	Pts
N. Johnson		0 0 0 0 13-14 10-14 0	43
Largent		3 0 0 3 0 0 0	18
T. Brown		2 2 0 0 0 0 0	12
Carr		2 0 2 0 0 0 0	12
Walker		2 0 2 0 0 0 0	12
SEA		14 4 9 1 13-14 10-14 0	127
OPP		18 12 4 2 17-18 6-15 0	147
Rushing		Att Yds Avg LG TD	
Smith		63 202 3.2 19 0	
Doomink		45 178 4.0 46 0	
T. Brown		53 141 2.7 17 2	
Zorn		15 113 7.5 35 1	
Hughes		30 106 3.5 13 0	
SEA		227 795 3.5 46 4	
OPP		337 1461 4.3 53 12	

Passing	Att	Cmp	Yds	Cmp%	Yds/Att	TD	TD%	Int	Int%	LG	Sacked	Rating
Zorn	245	126	1540	51.4	6.29	7	2.9	11	4.5	50	20/152	62.1
Krieg	78	49	501	62.8	6.42	2	2.6	2	2.6	44	16/117	79.0
SEA	326	176	2068	54.0	6.34	9	2.8	13	4.0	50	36/269	66.1
OPP	246	138	1468	56.1	5.97	4	1.6	13	5.3	56	17/135	57.1

Interceptions	No	Yds	Avg	LG	TD			
Easley	4	48	12.0	44	0			
Harris	4	33	8.3	18	0			
Jackson	2	29	14.5	28	0			
SEA	13	160	12.3	44	1			
OPP	13	88	6.8	39	1			
Receiving	No	Yds	Avg	LG	TD			
Largent	34	493	14.5	45	3			
Doomink	22	176	8.0	44	0			
Smith	19	196	10.3	39	0			
Carr	15	265	17.7	50	2			
Johns	15	234	15.6	35	1			
Metzelaars	15	152	10.1	26	0			
SEA	176	2068	11.8	50	9			
OPP	138	1468	10.6	56	4			
Punting	No	Yds	Avg	Net	TB	I20	LG	B
West	48	1835	38.2	36.7	3	8	52	0
SEA	49	1889	38.6	35.9	3	9	54	0
OPP	50	2032	40.6	34.9	3	10	59	0
Punt Returns	No	FC	Yds	Avg	LG	TD		
Johns	19	10	210	11.1	37	0		
SEA	21	14	228	10.9	37	0		
OPP	19	23	69	3.6	18	0		
Kickoff Returns	No	Yds	Avg	LG	TD			
Ivory	10	224	22.4	30	0			
Lane	11	172	15.6	32	0			
SEA	29	544	18.8	32	0			
OPP	24	361	15.0	34	0			

Field Goals	1-19	20-29	30-39	40-49	50+
N. Johnson	0-0	3-4	5-6	2-3	0-1
SEA	0-0	3-4	5-6	2-3	0-1
OPP	0-0	4-5	2-3	0-6	0-1
N. Johnson: (—) (—) (37R,41R,23R,25) (35,48,29) (30) (30,34) (52B) (43) (22,34)					
OPPONENTS: (45B,26B,42L) (24) (21) (—)(42L) (50R) (21,41B,48L,23) (34) (39L,44B)					

DEFENSIVE STATISTICS

(According to Unofficial Press Box Statistics)

Player	Tackles							
	T	S	A	Sa	T/L	PD	FF	FR
Jackson	64	40	24	0.0	2.0	5	0	1
Easley	56	49	7	1.0	0.0	3	1	1
D. Brown	51	40	11	1.0	3.0	2	0	2
Scholtz	48	36	12	1.0	5.0	3	1	1
Simpson	46	42	4	0.0	6.0	3	0	0
Butler	46	36	11	2.0	2.0	1	0	0

NOTABLE

Record (Finish): 4-5 (T8th, AFC). Season shortened to 9 games because of players' strike. Top 8 in AFC & NFC made playoffs. Head Coach: Jack Patera (35-59, .372) fired on October 13 after 2 games. Mike McCormack (4-3, .571).

Assistants: Jack Christensen (DBs), Frank Lauterbur (DL), Andy MacDonald (RBs), Howard Mudd (OL), Jerry Rhome (Off. Coach/QBs/WRs/TEs), Jackie Simpson (Def. Coach/LBs), Rusty Tillman (Sp. Teams)

Captains: WR Steve Largent (Off), CB Keith Simpson (Def), S Don Dufek (Sp. Teams), MVP: LS Kenny Easley, Pro Bowl: LS Kenny Easley (1), National Honors: None, First-Team All-NFL: LS Kenny Easley (PFW, NEA, Football Digest), Starters: Offense: WR Paul Johns (7), WR Roger Carr (2), LT Dennis Boyd (2), LT Ron Essink (7), LG Edwin Bailey (7, also 2 @ RT), LG Bill Dugan (2), C John Yarno (9), RG Robert Pratt (9), RT Steve August (7), TE Mike Tice (9), WR Steve Largent (8), QB Dave Krieg (2), QB Jim Zorn (7), RB Sherman Smith (8), FB David Hughes (3), FB Dan Doomink (5), Defense: LE Jacob Green (9), LT Robert Hardy (8), RT Manu Tuiaosopo (8), *RE Jeff Bryant (9), *LLB Bruce Scholtz (9), MLB Michael Jackson (8), RLB Keith Butler (8), LCB Keith Simpson (8), RCB Dave Brown (9), LS Kenny Easley (8), RS John Harris (9). Specialists: *K Norm Johnson (9), P Jeff West (9).

1983 REVIEW (9-7; 2-1 playoffs)

Date	W/L	Score	Opponent	Att
09/04	L	13-17	at Kansas City	42,531
09/11	W	17-10	at N.Y. Jets	50,066
09/18	W	34-31	San Diego	61,714
09/25	L	17-27	Washington	60,718
10/02	W	24-9	at Cleveland	75,446
10/09	L	21-28	at San Diego	49,132
10/16	W	38-36	L.A. Raiders	60,697
10/23	L	21-27	Pittsburgh	61,615
10/30	W	34-21	at L.A. Raiders	49,708
11/06	W	27-19	Denver	61,189
11/13	L	28-33	at St. Louis	33,280
11/20	L	27-38	at Denver	74,710
11/27	W	51-48	Kansas City (OT)	56,795
12/04	L	10-35	Dallas	63,352
12/11	W	17-12	at N.Y. Giants	48,942
12/18	W	24-6	New England	59,688
Postseason				
12/24	W	31-7	Denver (Sat.) (AFC First-Round)	60,753
12/31	W	27-20	at Miami (Sat.) (AFC Divisional Playoff)	71,032
01/08	L	14-30	at L.A. Raiders (AFC Championship)	88,734

Team Statistics		Sea	Opp
TOTAL FIRST DOWNS		300	351
Rushing		131	128
Passing		153	195
Penalty		16	28
3rd Down: Made/Att		96/218	95/214
3rd Down Pct.		44.0	44.4
4th Down: Made/Att		4/10	4/10
4th Down Pct.		40.0	40.0
POSSESSION AVG.		29:52	30:08
TOTAL NET YARDS		5092	6029
Avg. Per Game		318.3	376.8
Total Plays		1032	1075
Avg. Per Play		4.9	5.6
NET YARDS RUSHING		2119	2198
Avg. Per Game		132.4	137.4
Total Rushes		546	511
NET YARDS PASSING		2973	3831
Avg. Per Game		185.8	239.4
Sacked/Yards Lost		47/343	43/351
Gross Yards		3316	4182
Att./Completions		449/251	521/3111
Completion Pct.		55.9	59.7
Had Intercepted		18	26
PUNTS/AVERAGE		79/39.5	68/40.2
NET PUNTING AVG.		34.6	34.2
PENALTIES/YARDS		102/890	91/725
FUMBLES/BALL LOST		36/20	44/28
TOUCHDOWNS		50	48
Rushing		19	14
Passing		25	33
Returns		6	1
TOTAL POINTS		403	397
By Quarters			
SEA		1 2 3 4 OT Tot	
OPP		67 99 102 132 3 403	
Scoring		69 134 56 138 0 397	
N. Johnson		TD Ru Pa Rt PAT FG S Pts	
Warner		0 0 0 0 49-50 18-25 0 103	
Largent		14 13 1 0 0 0 0 84	
Johns		11 0 11 0 0 0 0 66	
SEA		5 0 4 1 0 0 0 30	
OPP		50 19 25 6 49-50 18-25 0 403	
SEA		48 14 33 1 43/48 20-26 3 397	

Rushing	Att	Yds	Avg	LG	TD			
Warner	335	1449	4.3	60	13			
Hughes	83	313	3.8	26	1			
Doornink	40	99	2.5	9	2			
SEA	546	2119	3.9	60	19			
OPP	511	2198	4.3	37	14			
Receiving	No	Yds	Avg	LG	TD			
Largent	72	1074	14.9	46	11			
Warner	42	325	7.7	28	1			
Young	36	529	14.7	47	2			
Johns	34	486	14.3	30	4			
SEA	251	3316	13.2	50	25			
OPP	311	4182	13.4	78	33			
Punt Returns	No	FC	Yds	Avg	LG	TD		
Johns	28	5	316	11.3	75t	1		
SEA	34	6	366	10.8	75t	1		
OPP	36	16	185	5.1	18	0		
Kickoff Returns	No	Yds	Avg	LG	TD			
Dixon	49	1148	23.4	94	1			
Hughes	12	282	23.5	35	1			
SEAHAWKS	71	1575	22.2	94	1			
OPPONENTS	59	952	16.1	45	0			
Interceptions	No	Yds	Avg	LG	TD			
Easley	7	96	13.2	38	0			
D. Brown	6	83	13.8	37	0			
Simpson	4	39	9.7	14	0			
SEAHAWKS	26	353	13.6	73	2			
OPPONENTS	18	279	15.5	40	1			
Punting	No	Yds	Avg	Net	TB	I20	LG	B
West	79	3115	39.5	34.6	10	25	56	0
SEA	79	3115	39.5	34.6	10	25	56	0
OPP	68	2754	40.5	34.2	3	14	58	0
Field Goals	1-19	20-29	30-39	40-49	50+			
N. Johnson	1-1	4-4	4-7	8-10	1-3			
SEA	1-1	4-4	4-7	8-10	1-3			
OPP	2-2	5-6	6-7	7-9	0-1			

DEFENSIVE STATISTICS

(According to Unofficial Press Box Statistics)

Tackles									
Player	T	S	A	Sa	T/L	PD	FF	FR	
Scholtz	104	84	20	1.5	8.0	6	3	1	
Robinson	96	65	31	1.5	6.0	0	2	4	
Harris	93	67	26	3.0	2.0	8	0	3	
Easley	84	58	26	3.0	4.0	8	1	3	
Butler	81	61	20	0.0	5.0	1	0	2	

NOTABLE

Record (Finish): 9-7 (2nd, AFC). First playoff appearance. Won 2 games then lost AFC Championship Game at L.A. Raiders, 30-14. Head Coach: Chuck Knox (9-7, .563)

Assistants: Tom Catlin (Asst. Head Coach/ Def. Coord./LBs), Ray Prochaska (Off. Coord./OL), George Dyer (DL), Chick Harris (RBs), Ralph Hawkins (DBs), Ken Meyer (QB), Steve Moore (WRs), Rusty Tillman (Sp. Teams/TEs), Joe Vitt (Sp. Assign.)

Captains: WR Steve Largent (Off), CB Dave Brown (Def), RB Eric Lane (Sp. Teams), MVP: RB Curt Warner, Pro Bowl: SS Kenny Easley (2), RB Curt Warner (1), National Honors: Chuck Knox, NFL Coach of the Year (SGH), SS Kenny Easley, AFC Defensive Player of the Year (FB News), RB Curt Warner, AFC Offensive Player of Year (UPI, NFLPA, PWTDC), First-Team All-NFL: SS Kenny Easley (NEA, PFWA, WFTD), Starters: Offense: WR Harold Jackson (5), WR Paul Johns (9), LT Ron Essink (16), LG Reggie McKenzie (14), LG Edwin Bailey (2), C Blair Bush (16), RG Robert Pratt (16), RT Steve August (15), TE Charlie Young (16), TE Pete Metzelaars (7), WR Steve Largent (14), QB Jim Zorn (8), QB Dave Krieg (8), *RB Curt Warner (16), FB Cullen Bryant (3), FB David Hughes (6), Defense: LE Jacob Green (16), NT Manu Tuiaosopo (8), NT Joe Nash (8), RE Jeff Bryant (16), LOLB Bruce Scholtz (16), LILB Shelton Robinson (15), RILB Keith Butler (16), ROLB Michael Jackson (9), ROLB Greg Gaines (6), LCB Keith Simpson (6), LCB Kerry Justin (10), RCB Dave Brown (16), SS Kenny Easley (15), FS John Harris (16).

Specialists: K Norm Johnson (16), P Jeff West (16).

* Rookie or first-year player

Passing	Att	Cmp	Yds	Cmp%	Yds/Att	TD	TD%	Int	Int%	LG	Sacked	Rating
Krieg	243	147	2139	60.5	8.80	18	7.4	11	4.5	50	38/279	95.0
Zorn	205	103	1166	50.2	5.69	7	3.4	7	3.4	43	9/64	64.8
SEA	449	251	3316	55.9	7.38	25	5.6	18	4.0	50	47/34	81.3
OPP	521	311	4182	59.7	8.03	33	6.3	26	5.0	78	43/35	85.6

1984 REVIEW (12-4; 1-1 Playoffs)

Date	W/L	Score	Opponent	Att
09/03	W	33-0	Cleveland (M)	59,540
09/09	W	31-17	San Diego	61,314
09/16	L	23-38	at New England	43,140
09/23	W	38-9	Chicago	61,520
09/30	W	20-12	at Minnesota	57,171
10/07	L	14-28	at L.A. Raiders	77,904
10/14	W	31-28	Buffalo	59,034
10/21	W	28-24	Green Bay	52,286
			at Milwaukee	
10/29	W	24-0	at San Diego (M)	53,974
11/04	W	45-0	Kansas City	61,396
11/12	W	17-14	L.A. Raiders (M)	64,001
11/18	W	26-6	at Cincinnati	50,280
11/25	W	27-24	at Denver	74,922
12/02	W	38-17	Detroit	62,441
12/09	L	7-34	at Kansas City	34,855
12/15	L	14-31	Denver (Sa)	64,411
			Postseason	
12/22	W	13-7	L.A. Raiders (Sa)	62,049
			(AFC First-Round)	
12/29	L	10-31	at Miami (Sa)	73,469
			(AFC Divisional Playoff)	

Team Statistics		Sea	Opp
TOTAL FIRST DOWNS		287	288
Rushing		94	99
Passing		171	160
Penalty		22	29
3rd Down: Made/Att		84/222	73/214
3rd Down Pct.		37.8	34.1
4th Down: Made/Att		4/9	9/20
4th Down Pct.		44.4	45.0
POSSESSION AVG.		30:46	29:14
TOTAL NET YARDS		5068	4963
Avg. Per Game		316.8	310.2
Total Plays		1034	1051
Avg. Per Play		4.9	4.7
NET YARDS RUSHING		1645	1789
Avg. Per Game		102.8	111.8
Total Rushes		495	475
NET YARDS PASSING		3423	3174
Avg. Per Game		213.9	198.4
Sacked/Yards Lost		42/328	55/398
Gross Yards		3751	3572
Att./Completions		497/283	521/265
Completion Pct.		56.9	50.9
Had Intercepted		26	38
PUNTS/AVERAGE		95/37.5	83/40.3
NET PUNTING AVG.		33.3	33.0
PENALTIES/YARDS		128/1179	114/883
FUMBLES/BALL LOST		24/13	47/25
TOUCHDOWNS		51	34
Rushing		10	11
Passing		32	18
Returns		9	5
TOTAL POINTS		418	282
By Quarters		1 2 3 4 OT	Tot
SEA		92 135 100 91 --	418
OPP		60 86 62 74 --	282
Scoring		TD Ru Pa Rt PAT FG S Pts	
Johnson		0 0 0 0 50-51 20-24 0 110	
Largent		12 0 12 0 0 0 0 72	
Turner		10 0 10 0 0 0 0 60	
Lane		5 4 1 0 0 0 0 30	
SEA		51 10 32 9 50-51 20-24 1 418	
OPP		34 11 18 5 34-34 14-22 1 282	
Rushing		Att Yds Avg LG TD	
Hughes		94 327 3.5 14 1	
Lane		80 299 3.7 40 4	
Doomink		57 215 3.8 25 0	
SEA		495 1645 3.3 40 10	
OPP		475 1789 3.8 25 11	

Passing	Att	Cmp	Yds	Cmp% Yds/Att
Krieg	480	276	3671	57.5 7.65
SEA	497	283	3751	56.9 7.55
OPP	521	265	3572	50.9 6.86

Receiving	No	Yds	Avg	LG	TD		
Largent	74	1164	15.7	65	12		
Turner	35	715	20.4	80	10		
C. Young	33	337	10.2	31	1		
Doomink	31	365	11.8	32	2		
SEA	283	3751	13.3	80	32		
OPP	265	3572	13.5	92	18		
Interceptions	No	Yds	Avg	LG	TD		
Easley	10	126	12.6	58	2		
Brown	8	179	22.4	90	2		
SEA	38	697	18.3	90	7		
OPP	26	333	12.8	42	3		
Kickoff Returns	No	Yds	Avg	LG	TD		
Dixon	25	446	17.8	36	0		
Hughes	17	348	20.5	38	0		
SEA	54	1007	18.6	38	0		
OPP	67	1116	16.7	46	0		
Punt Returns	No	FC	Yds	Avg	LG	TD	
Easley	16	5	194	12.1	42	0	
Skansi	16	2	145	9.1	16	0	
SEA	44	11	484	11.0	47	1	
OPP	32	39	205	6.4	65	1	
Punting	No	Yds	Net	TB	I20	LG	B
West	95	3567	37.5	33.3	10	24	60
SEA	95	3567	37.5	33.3	10	24	60
OPP	83	3345	40.3	33.0	6	14	63
FGs	1-19	20-29	30-39	40-49	50+		
Johnson	0-0	9-10	4-4	6-7	1-3		
OPP	0-0	4-5	5-8	5-9	0-0		

DEFENSIVE STATISTICS

(According to Unofficial Press Box Statistics)

Tackles									
Player	T	S	A	Sa	T/L	PD	FF	FR	
Robinson	93	65	28	0.5	5.0	4	0	4	
K. Butler	89	68	21	1.0	11.0	4	0	2	
Gaines	88	61	27	3.5	4.0	3	0	2	
Nash	82	58	24	7.0	11.0	1	1	3	

NOTABLE

Record (Finish): 12-4 (2nd, AFC West). Lost divisional playoff at Miami 31-10.

Head Coach: Chuck Knox (21-11, .656)

Assistants: Tom Catlin (Asst. Head Coach/Def. Coord./LBs), Ray Prochaska (Off. Coord./OL), George Dyer (DL), Chick Harris (RBs), Ralph Hawkins (DBs), Ken Meyer (QBs), Steve Moore (WRs), Rusty Tillman (Sp. Tms/TES), Joe Vitt (Sp. Assign.)

Captains: TE Charlie Young (Off), CB Dave Brown (Def), RB Eric Lane (Sp. Teams), MVP: SS Kenny Easley, Pro Bowl: CB Dave Brown (1), SS Kenny Easley (3), K Norm Johnson (1), QB Dave Krieg (1), WR Steve Largent (4), NT Joe Nash (1), Sp. Fred Young (1), National Honors: Chuck Knox, NFL Coach of the Year (AP, SN, SGH), SS Kenny Easley, NFL Def. Player of the Year (AP, PFWA), First-Team All-NFL: CB Dave Brown (Films), SS Kenny Easley (AP, S-I, PFW, PFWA, SN, NEA, Films), DE Jacob Green (SN), K Norm Johnson (AP, PFWA, SN, PFW), WR Steve Largent (Films), NT Joe Nash (AP, Films, PFW), Sp. Fred Young (Films, PFW), Starters: Offense: WR Paul Johns (2), *WR Daryl Turner (8), LT Ron Essink (16), LG Reggie McKenzie (8), LG Edwin Bailey (8), C Blair Bush (16), RG Robert Pratt (16), RT Steve August (6), RT Bob Crier (10), TE Charlie Young (13), TE Pete Metzelaars (4), TE Mike Tice (8), WR Steve Largent (16), QB Dave Krieg (16), RB Curt Warner (1), RB Eric Lane (7), FB Franco Harris (6), FB Cullen Bryant (2), FB David Hughes (6).

Defense: LE Jacob Green (16), NT Joe Nash (16), RE Jeff Bryant (16), LOLB Bruce Scholtz (16), LILB Shelton Robinson (16), RILB Keith Butler (16), ROLB Michael Jackson (5), ROLB Greg Gaines (11), LCB Keith Simpson (15), *LCB Terry Taylor (1), RCB Dave Brown (16), SS Kenny Easley (16), FS John Harris (16), Specialists: K Norm Johnson (16), P Jeff West (16).

* Rookie or first-year player

1985 REVIEW (8-8)

Date	W/L	Score	Opponent	Att
09/08	W	28-24	at Cincinnati	51,625
09/15	W	49-35	at San Diego	54,420
09/23	L	24-35	L.A. Rams (M)	63,292
09/29	L	7-28	at Kansas City	50,485
10/06	W	26-21	San Diego	61,300
10/13	W	30-26	Atlanta	60,430
10/20	L	10-13	at Denver (OT)	74,899
10/27	L	14-17	at N.Y. Jets	69,320
11/03	W	33-3	L.A. Raiders	64,060
11/10	W	27-3	at New Orleans	47,365
11/17	L	13-20	New England	60,345
11/25	L	6-19	at SF 49ers (M)	57,482
12/01	W	24-6	Kansas City	52,655
12/08	W	31-13	Cleveland	58,477
12/15	L	3-13	at L.A. Raiders	77,425
12/20	L	24-27	Denver (F)	56,283

Team Statistics	Sea	Opp
TOTAL FIRST DOWNS	299	290
Rushing	96	90
Passing	179	179
Penalty	24	21
3rd Down: Made/Att	96/244	72/218
3rd Down Pct.	39.3	33.0
4th Down: Made/Att	10/17	9/13
4th Down Pct.	58.8	69.2
POSSESSION AVG.	30:13	29:47
TOTAL NET YARDS	5007	5160
Avg. Per Game	312.9	322.5
Total Plays	1090	1030
Avg. Per Play	4.6	5.0
NET YARDS RUSHING	1644	1837
Avg. Per Game	102.8	114.8
Total Rushes	462	473
NET YARDS PASSING	3363	3323
Avg. Per Game	210.2	207.7
Sacked/Yards Lost	53/457	61/464
Gross Yards	3820	3787
Att./Completions	575/304	496/273
Completion Pct.	52.9	55.0
Had Intercepted	23	24
PUNTS/AVERAGE	91/40.3	97/42.1
NET PUNTING AVG.	33.8	34.6
PENALTIES/YARDS	102/827	106/840
FUMBLES/BALL LOST	34/18	39/20
TOUCHDOWNS	44	35
Rushing	9	12
Passing	28	22
Returns	7	1
TOTAL POINTS	349	303

TOTAL POINTS						349	303	
By Quarters	1	2	3	4	OT	Tot		
SEA	43	116	90	100	0	349		
OPP	47	78	63	112	3	303		
Scoring	TD	Ru	Pa	Rt	PAT	FG	S	Pts
Johnson	0	0	0	0	40-41	14-25	0	82
Turner	13	0	13	0	0	0	0	78
Warner	9	8	1	0	0	0	0	54
Largent	6	0	6	0	1-1	0	0	37
SEA	44	9	28	7	41-44	14-25	1	349
OPP	35	12	22	1	31-35	20-28	1	303
Rushing	Att	Yds	Avg	LG	TD			
Warner	291	1094	3.8	38	8			
Morris	55	236	4.3	21	0			
Hughes	40	128	3.2	9	0			
Krieg	35	121	3.5	17	1			
SEA	462	1644	3.6	38	9			
OPP	473	1837	3.9	43	12			

Receiving	No	Yds	Avg	LG	TD			
Largent	79	1287	16.3	43	6			
Warner	47	307	6.5	27	1			
Turner	34	670	19.7	54	13			
C. Young	28	351	12.5	32	2			
Skansi	21	269	12.8	32	1			
Walker	19	285	15.0	28	2			
SEA	304	3820	12.6	54	28			
OPP	273	3787	13.9	71	22			
Interceptions	No	Yds	Avg	LG	TD			
Harris	7	20	2.9	17	0			
Brown	6	58	9.7	28	1			
Taylor	4	75	18.8	75	1			
SEA	24	272	11.3	75	3			
OPP	23	389	16.9	83	1			
Punting	No	Yds	Avg	Net	TB	I20	LG	B
Finzer	68	2766	40.7	34.6	6	12	61	0
Colquitt	12	481	40.1	34.3	2	3	55	0
West	11	420	38.2	28.3	3	0	52	0
SEA	91	3667	40.3	33.8	11	15	61	0
OPP	97	4081	42.1	34.6	12	22	62	2
Punt Returns	No	FC	Yds	Avg	LG	TD		
Skansi	31	7	312	10.1	32	0		
Easley	8	0	87	10.9	25	0		
SEA	53	11	483	9.1	32	0		
OPP	47	14	374	8.0	19	0		
Kickoff Returns	No	Yds	Avg	LG	TD			
Morris	31	636	20.5	58	0			
Skansi	19	358	18.8	35	0			
SEA	58	1166	20.1	58	0			
OPP	47	918	19.5	63	0			
Field Goals	1-19	20-29	30-39	40-49	50+			
Johnson	0-0	5-5	7-9	1-8	1-3			
SEA	0-0	5-5	7-9	1-8	1-3			
OPP	0-0	10-11	4-7	5-7	1-3			

DEFENSIVE STATISTICS

(According to Unofficial Press Box Statistics)

Player	T	S	A	Sa	T/L	PD	FF	FR
F. Young	118	93	25	3.0	12.0	2	0	1
K. Butler	108	71	37	0.0	1.0	3	2	3
Green	92	60	32	13.5	20.0	1	7	2
Nash	87	67	20	9.0	17.0	0	0	2
Easley	79	62	17	2.0	3.0	7	0	3
Bryant	73	49	25	8.5	16.0	4	0	4

NOTABLE

Record (Finish): 8-8 (3rd, AFC West).
 Head Coach: Chuck Knox (29-19, 604)
 Assistants: Tom Catlin (Asst. Head Coach/Def. Coord./LBs), Ray Prochaska (Off. Coord.), George Dyer (DL), Chick Harris (RBs), Ralph Hawkins (DBs), Ken Meyer (QB), Steve Moore (WR), Kent Stephenson (OL), Rusty Tillman (Sp. Teams/TEs), Joe Vitt (Sp. Assign.), Captains: WR Steve Largent (Off), CB Dave Brown (Def), RB Eric Lane (Sp. Teams)
 MVP: WR Steve Largent, Pro Bowl: SS Kenny Easley (4), WR Steve Largent (5), Sp. Freddie Young (2)
 National Honors: RB Curt Warner, Comeback Player of the Year (S-I), First-Team All-NFL: SS Kenny Easley (AP, PFWA, NEA), WR Steve Largent (AP, PFWA, S-I, C&PFW), Starters: Offense: WR Daryl Turner (12), LT Ron Essink (12), LT Bryan Millard (4), LG Edwin Bailey (16), C Blair Bush (16), RG Robert Pratt (12), RG Bryan Millard (4), RT Steve August (6), RT Bob Cryder (15), RT Bryan Millard (1), TE Charlie Young (14), TE Mike Tice (2), TE Dan Ross (5), WR Steve Largent (16), QB Dave Krieg (16), RB Curt Warner (16), FB David Hughes (10), FB Eric Lane (3), Defense: LE Jacob Green (16), NT Joe Nash (16), RE Jeff Bryant (16), LOLB Bruce Scholtz (16), LILB Shelton Robinson (3), LILB Fred Young (13), RILB Keith Butler (16), ROLB Michael Jackson (16), LCB Terry Taylor (16), RCB Dave Brown (16), SS Kenny Easley (13), SS Paul Moyer (3), FS John Harris (16), Specialists: K Norm Johnson (16), P Jimmy Colquitt (2), P David Finzer (12), P Jeff West (2).

* Rookie or first-year player

Passing	Att	Cmp	Yds	Cmp%	Yds/Att	TD	TD%	Int	Int%	LG	Sacked	Rating
Krieg	532	285	3602	53.6	6.77	27	5.1	20	3.8	54	52/448	76.2
Gilbert	40	19	218	47.5	5.45	1	2.5	2	5.0	37	1/9	----
SEA	575	304	3820	52.9	6.64	28	4.9	23	4.0	54	53/457	73.4
OPP	496	273	3787	55.0	7.64	22	4.4	24	4.8	71	61/464	74.4

1986 REVIEW (10-6)

Date	W/L	Score	Opponents	Att
09/07	W	30-0	Pittsburgh	61,461
09/14	W	23-17	Kansas City	61,068
09/21	W	38-31	at New England	58,977
09/28	L	14-19	at Washington	54,157
10/06	W	33-7	San Diego (M)	63,207
10/12	L	10-14	at L.A. Raiders	70,635
10/19	W	17-12	N.Y. Giants	62,282
10/26	L	13-20	at Denver	76,089
11/02	L	7-38	N.Y. Jets	62,497
11/09	L	7-27	at Kansas City	53,268
11/16	L	7-34	at Cincinnati	54,410
11/23	W	24-20	Philadelphia	55,786
11/27	W	31-14	at Dallas (Th)	58,020
12/08	W	37-0	L.A. Raiders (M)	62,923
12/14	W	34-24	at San Diego	47,096
12/20	W	41-16	Denver (Sa)	63,697

Team Statistics	Sea	Opp
TOTAL FIRST DOWNS	291	310
Rushing	123	93
Passing	158	192
Penalty	10	25
3rd Down: Made/Att	96/221	84/225
3rd Down Pct.	43.4	37.3
4th Down: Made/Att	0/6	6/18
4th Down Pct.	0.0	33.3
POSSESSION AVG.	29:46	30:14
TOTAL NET YARDS	5409	5341
Avg. Per Game	338.1	333.8
Total Plays	1005	1053
Avg. Per Play	5.4	5.1
NET YARDS RUSHING	2300	1759
Avg. Per Game	143.8	109.9
Total Rushes	513	471
NET YARDS PASSING	3109	3582
Avg. Per Game	194.3	223.9
Sacked/Yards Lost	39/315	47/306
Gross Yards	3424	3888
Att./Completions	453/268	535/301
Completion Pct.	59.2	56.3
Had Intercepted	14	22
PUNTS/AVERAGE	79/38.6	81/40.4
NET PUNTING AVG.	33.0	33.7
PENALTIES/YARDS	98/813	81/652
FUMBLES/BALL LOST	29/13	26/14
TOUCHDOWNS	43	34
Rushing	15	12
Passing	24	20
Returns	4	2
TOTAL POINTS	366	293

TOTAL POINTS						366	293	
By Quarters	1	2	3	4	OT	Tot		
SEA	69	96	80	121	0	366		
OPP	60	103	52	78	0	293		
Scoring	TD	Ru	Pa	Rt	PAT	FG	S	Pts
N. Johnson	0	0	0	0	42-42	22-35	0	108
Warner	13	13	0	0	0	0	0	78
Largent	9	0	9	0	0	0	0	54
Turner	7	0	7	0	0	0	0	42
R. Butler	4	0	4	0	0	0	0	24
SEA	43	15	24	4	42-43	22-35	0	366
OPP	34	12	20	2	32-34	19-28	0	293
Rushing	Att	Yds	Avg	LG	TD			
Warner	319	1481	4.6	60	13			
Williams	129	538	4.2	36	0			
Morris	19	149	7.8	49	1			
Krieg	35	122	3.5	19	1			
SEA	513	2300	4.5	60	15			
OPP	471	1759	3.7	25	12			

Receiving	No	Yds	Avg	LG	TD			
Largent	70	1070	15.3	38	9			
Warner	41	342	8.3	26	0			
Franklin	33	547	16.6	49	2			
Williams	33	219	6.6	23	0			
Skansi	22	271	12.3	39	0			
R. Butler	19	351	18.5	67	4			
Turner	18	334	18.6	72	7			
SEA	268	3424	12.8	72	24			
OPP	301	3888	12.9	83	20			
Interceptions	No	Yds	Avg	LG	TD			
Brown	5	58	11.6	24	1			
Justin	4	29	7.3	18	0			
Robinson	3	39	13.0	25	0			
Moyer	3	38	12.7	20	0			
SEA	22	216	9.8	25	1			
OPP	14	216	15.4	36	1			
Kickoff Returns	No	Yds	Avg	LG	TD			
Edmonds	34	764	22.5	46	0			
Morris	23	465	20.2	38	0			
SEA	64	1322	20.7	46	0			
OPP	59	1002	17.0	42	0			
Punting	No	Yds	Avg	Net	TB	I20	LG	B
Gamache	79	3048	38.6	33.0	7	10	55	0
SEA	79	3048	38.6	33.0	7	10	55	0
OPP	81	3270	40.4	33.7	4	20	60	4
Punt Returns	No	FC	Yds	Avg	LG	TD		
Edmonds	34	14	419	12.3	75	1		
SEA	39	14	457	11.7	75	1		
OPP	38	21	298	7.8	28	0		
Field Goals	1-19	20-29	30-39	40-49	50+			
N. Johnson	0-0	6-8	8-9	3-11	5-7			
SEA	0-0	6-8	8-9	3-11	5-7			
OPP	0-0	4-4	10-13	3-8	2-3			

DEFENSIVE STATISTICS (According to Unofficial Press Box Statistics)

Player	T	S	A	Sa	T/L	PD	FF	FR
Young	121	93	28	6.0	16.0	0	0	0
Robinson	99	81	18	0.0	10.0	0	10	0
K. Butler	96	66	30	1.0	10.0	5	1	0
Gaines	94	71	23	5.0	7.0	1	0	1
Scholtz	79	59	20	3.0	11.0	1	4	0

NOTABLE

Record (Finish): 10-6 (3rd, AFC West)
 Head Coach: Chuck Knox (39-25, 609)
 Assistants: Tom Catlin (Asst. Head Coach/ Def. Coord./L.Bs.), Steve Moore (Off. Coord./WRs.), George Dyer (DL), Chick Harris (RBs.), Ralph Hawkins (DBs.), Ken Meyer (QB), Russ Purnell (Sp. Assign.), Kent Stephenson (OL), Rusty Tillman (Sp. Teams/TEs), Joe Vitt (Sp. Assign.), Captains: WR Steve Largent (Off), CB Dave Brown (Def), RB Eric Lane (Sp. Teams), MVP: RB Curt Warner, Pro Bowl: KR Bobby Joe Edmonds (1), DE Jacob Green (1), WR Steve Largent (6), RB Curt Warner (2), LB Fred Young (3), National Honors: RB Curt Warner, AFC Player of the Year (UPI), First-Team All-NFL: KR Bobby Joe Edmonds (AP, PFWA, SN, PFW, FD), Starters: Offense: WR Daryl Turner (12), WR Byron Franklin (1), *LT Ron Mattes (16), LG Edwin Bailey (12), LG Jon Borchardt (4), C Blair Bush (7), C Kani Kautz (3), C Will Grant (6), RG Bryan Millard (16), RT Mike Wilson (16), TE Mike Tice (15), *TE Gordon Hudson (4), WR Steve Largent (16), QB Dave Krieg (14), QB Gale Gilbert (2), RB Curt Warner (16), *FB John L. Williams (16), Defense: LE Jacob Green (16), NT Joe Nash (11), NT Reggie Kinlaw (5), RE Jeff Bryant (12), RE Randy Edwards (4), LILB Bruce Scholtz (16), LILB Fred Young (15), LILB Sam Merriman (1), RILB Keith Butler (16), ROLB Greg Gaines (15), ROLB Michael Jackson (1), LCB Terry Taylor (15), LCB Kerry Justin (1), RCB Dave Brown (16), SS Kenny Easley (10), SS Paul Moyer (6), FS Eugene Robinson (16), Specialists: *KR Bobby Joe Edmonds (15), *P Vince Gamache (16), K Norm Johnson (16), *LS Jim Loughton (6), LS Glenn Hyde (3).

* Rookie or first-year player

Passing	Att	Cmp	Yds	Cmp%	Yds/Att	TD	TD%	Int	Int%	LG	Sacked	Rating
Krieg	375	225	2921	60.0	7.79	21	5.6	11	2.9	72	35/281	91.0
Gilbert	76	42	485	55.3	6.38	3	3.9	3	3.9	38	4/34	71.4
SEA	453	268	3424	59.2	7.56	24	5.3	14	3.1	72	39/315	87.7
OPP	535	301	3888	56.3	7.27	20	3.7	22	4.1	83	47/306	74.6

1987 REVIEW (9-6; 0-1 Playoffs)

Date	W/L	Score	Opponents	Att
09/13	L	17-40	at Denver	75,999
09/20	W	43-14	Kansas City	61,667
09/27			at San Diego	Cxl
10/04	W	24-20	Miami	19,448
10/11	L	10-17	Cincinnati	31,739
10/18	W	37-14	at Detroit	8,310
10/25	W	35-13	at L.A. Raiders	52,735
11/01	W	28-17	Minnesota	61,134
11/09	L	14-30	at N.Y. Jets (M)	60,452
11/15	W	24-13	Green Bay	60,693
11/22	W	34-3	San Diego	62,444
11/30	L	14-37	L.A. Raiders (M)	62,802
12/06	L	9-13	at Pittsburgh	48,881
12/13	W	28-21	Denver	61,759
12/20	W	34-21	at Chicago	62,518
12/27	L	20-41	at Kansas City	20,370
Postseason				
01/03	L	20-23	at Houston (OT)	49,662
(AFC First-Round)				

Team Statistics		Sea	Opp						
TOTAL FIRST DOWNS		301	297						
Rushing		120	133						
Passing		154	148						
Penalty		27	16						
3rd Down: Made/Att		92/189	85/196						
3rd Down Pct.		48.7	43.4						
4th Down: Made/Att		4/9	4/10						
4th Down Pct.		44.4	40.0						
POSSESSION AVG.		30:35	29:25						
TOTAL NET YARDS		4735	5159						
Avg. Per Game		315.7	343.9						
Total Plays		937	954						
Avg. Per Play		5.1	5.4						
NET YARDS RUSHING		2023	2201						
Avg. Per Game		134.9	146.7						
Total Rushes		937	472						
NET YARDS PASSING		2712	2958						
Avg. Per Game		180.8	197.2						
Sacked/Yards Lost		36/316	37/238						
Gross Yards		3028	3196						
Att./Completions		405/237	445/255						
Completion Pct.		58.5	57.3						
Had Intercepted		21	17						
PUNTS/AVERAGE		61/38.9	63/39.1						
NET PUNTING AVG.		33.1	32.7						
PENALTIES/YARDS		79/668	104/890						
FUMBLES/BALL LOST		32/16	38/21						
TOUCHDOWNS		46	36						
Rushing		13	14						
Passing		31	20						
Returns		2	2						
TOTAL POINTS		371	314						
By Quarters		1	2	3	4	OT	Tot		
SEA		79	132	95	65	---	371		
OPP		51	110	75	78	---	314		
Scoring		TD	Ru	Pa	Rt	PAT	FG	S	Pts
N. Johnson		0	0	0	0	40-40	15-20	0	85
Warner		10	8	2	0	0	0	0	60
Largent		8	0	8	0	0	0	0	48
Turner		6	0	6	0	0	0	0	36
SEA		46	13	31	2	44-46	17-22	0	371
OPP		36	14	20	2	35-36	21-26	0	314
Rushing		Att	Yds		Avg	LG	TD		
Warner		234	985		4.2	57	8		
J. L. Williams		113	500		4.4	48	1		
Krieg		36	155		4.3	17	2		
SEA		496	2023		4.1	57	13		
OPP		472	2201		4.7	91	14		

Receiving	No	Yds	Avg	LG	TD			
Largent	58	912	15.7	55	8			
J. L. Williams	38	420	11.1	75	3			
R. Butler	33	465	14.1	40	5			
Skansi	19	207	10.9	25	1			
SEA	237	3028	12.8	75	31			
OPP	255	3196	12.5	81	20			
Interceptions	No	Yds	Avg	LG	TD			
Easley	4	47	11.8	22	0			
Robinson	3	75	25.0	44	0			
Jenkins	3	46	15.3	34	0			
SEA	17	289	17.0	53	1			
OPP	21	146	7.0	32	0			
Punt Returns	No	FC	Yds	Avg	LG	TD		
Edmonds	20	4	251	12.6	40	0		
SEA	32	8	322	10.1	40	0		
OPP	32	12	251	7.8	91	1		
Punting	No	Yds	Avg	Net	TB	120	LG	B
Rodriguez	47	1880	40.0	34.0	5	17	63	0
SEA	61	2370	38.9	33.1	5	18	63	0
OPP	63	2465	39.1	32.7	4	13	60	1
Kickoff Returns	No	Yds	Avg	LG	TD			
Edmonds	27	564	20.9	43	0			
Hollis	10	263	26.3	41	0			
SEA	64	1236	19.3	43	0			
OPP	67	1379	20.6	92	1			
Field Goals	1-19	20-29	30-39	40-49	50+			
N. Johnson	0-0	7-7	4-7	4-5	0-1			
Hagler	0-0	2-2	0-0	0-0	0-0			
SEA	0-0	9-9	4-7	4-5	0-1			
OPP	0-0	7-7	9-9	5-8	0-2			

DEFENSIVE STATISTICS

(According to Unofficial Press Box Statistics)

Tackles										
Player	T	S	A	Sa	T/L	PD	FF	FR		
F. Young	99	78	21	9.0	18.0	5	5	4		
Bosworth	78	64	14	4.0	5.0	3	2	2		
Robinson	69	49	19	0.0	1.0	3	0	1		
Bryant	52	40	12	4.0	9.0	0	1	1		
J. Green	48	36	12	9.5	18.0	0	3	1		

NOTABLE

Record (Finish): 9-6 (2nd, AFC West). Lost wild card playoff at Houston 23-20 (OT).

Head Coach: Chuck Knox (48-31, .608)

Assistants: Tom Catlin (Asst. Head Coach/Def. Coord./OLBs), Steve Moore (Off. Coord./WRs), George Dyer (DL), Chick Harris (RBs), Ralph Hawkins (DBs), Ken Meyer (QB), Russ Purnell (TEs/Asst. Sp. Teams), Kent Stephenson (OL), Rusty Tillman (Sp. Teams/ILBs), Joe Vitt (Sp. Assign.), Captains: WR Steve Largent and RB Curt Warner (Off), S Kenny Easley (Def), S Paul Moyer (Sp. Teams), MVP: WR Steve Largent, Pro Bowl: S Kenny Easley (5), DE Jacob Green (2), WR Steve Largent (7), RB Curt Warner (3), LB Fred Young (4), National Honors: None, First-Team All-NFL: WR Steve Largent (PFWA), G Bryan Millard (Films), RB Curt Warner (S-I, NEA), LB Fred Young (AP, PFWA, Films, S-I, PFW, SN, NEA), Starters: Offense: WR Daryl Turner (8), WR Ray Butler (3), LT Ron Mattes (12), LG Edwin Bailey (12), C Blair Bush (11), C Grant Feasel (2), RG Bryan Millard (12), RT Mike Wilson (12), TE Mike Tice (12), TE Wilbur Strozier (3), WR Steve Largent (13), QB Dave Krieg (12), RB Curt Warner (12), FB John L. Williams (10), Defense: LE Jacob Green (12), NT Joe Nash (12), RE Jeff Bryant (12), LOLB Bruce Scholtz (7), *LOLB Tony Woods (5), LILB Fred Young (13), *RILB Brian Bosworth (12), ROLB Greg Gaines (10), *ROLB Tony Woods (2), LCB Terry Taylor (12), RCB Patrick Hunter (11), *RCB Melvin Jenkins (1), SS Kenny Easley (11), SS Paul Moyer (1), FS Eugene Robinson (12), Specialists: KR Bobby Joe Edmonds (11), P Ruben Rodriguez (12), K Norm Johnson (13)

* Rookie or first-year player

Passing	Att	Cmp	Yds	Cmp%	Yds/Att	TD	TD%	Int	Int%	LG	Sacked	Rating
Krieg	294	178	2131	60.5	7.25	23	7.8	15	5.1	75	27/247	87.6
Mathison	76	36	501	47.4	6.59	3	3.9	5	6.6	47	6/49	54.8
Kemp	33	23	396	69.7	12.00	5	15.2	1	3.0	55	3/20	137.1
SEA	405	237	3028	58.5	7.48	31	7.7	21	5.2	75	36/316	85.9
OPP	445	255	3196	57.3	7.18	20	4.5	17	3.8	81	37/238	78.8

1988 REVIEW (9-7; 0-1 Playoffs)

Date	W/L	Score	Opponent	Att
09/04	W	21-14	at Denver	75,986
09/11	W	31-10	Kansas City	61,512
09/18	L	6-17	at San Diego	44,449
09/25	L	7-38	San Francisco	62,382
10/02	W	31-20	at Atlanta	28,619
10/09	W	16-10	at Cleveland	78,605
10/16	L	19-20	New Orleans	63,569
10/23	L	10-31	at L.A. Rams	57,033
10/30	W	17-14	San Diego	59,641
11/06	L	3-13	Buffalo	61,074
11/13	W	27-24	Houston	60,446
11/20	L	24-27	at Kansas City	33,152
11/28	W	35-27	L.A. Raiders (M)	62,641
12/04	L	7-13	at New England	59,068
12/11	W	42-14	Denver	62,839
12/18	W	43-37	at L.A. Raiders	61,127
Postseason				
12/31	L	13-21	at Cincinnati (Sa)	58,560
(AFC Divisional Playoff)				

Team Statistics	Sea	Opp
TOTAL FIRST DOWNS	291	321
Rushing	125	134
Passing	139	171
Penalty	27	16
3rd Down: Made/Att	83/211	96/219
3rd Down Pct.	39.3	43.8
4th Down: Made/Att	7/16	10/16
4th Down Pct.	43.8	62.5

POSSESSION AVG.	28:32	31:28
TOTAL NET YARDS	4842	5639
Avg. Per Game	302.6	352.4
Total Plays	983	1040
Avg. Per Play	4.9	5.4
NET YARDS RUSHING	2086	2286
Avg. Per Game	130.4	142.9
Total Rushes	517	509
NET YARDS PASSING	2756	3353
Avg. Per Game	172.3	209.6
Sacked/Yards Lost	29/223	30/265
Gross Yards	2979	3618

Att./Completions	437/245	501/280
Completion Pct.	56.1	55.9
Had Intercepted	20	22
PUNTS/AVERAGE	70/40.8	66/42.1
NET PUNTING AVG.	36.8	35.7
PENALTIES/YARDS	89/790	111/861
FUMBLES/BALL LOST	29/14	31/18

HAD intercepted	20	22
PUNTS/AVERAGE	70/40.8	66/42.1
NET PUNTING AVG.	36.8	35.7
PENALTIES/YARDS	89/790	111/861
FUMBLES/BALL LOST	29/14	31/18
TOUCHDOWNS	39	38
Rushing	14	14
Passing	22	21
Returns	3	3

Scoring	TD	Ru	Pa	Rt	PAT	FG	S	Pts
N. Johnson	0	0	0	0	39-39	22-28	0	105
Warner	12	10	2	0	0	0	0	72
Blades	8	0	8	0	0	0	0	48
Williams	7	4	3	0	0	0	0	42
Butler	4	0	4	0	0	0	0	24
SEA	39	14	22	3	39-39	22-28	0	339
OPP	38	14	21	3	38-38	21-32	0	329

Rushing	Att	Yds	Avg	LG	TD
Warner	266	1025	3.9	29	10
Williams	189	877	4.6	44	4
SEA	517	2986	4.0	44	14
OPP	509	2286	4.5	42	14

Receiving	No	Yds	Avg	LG	TD			
Williams	58	651	11.2	75	3			
Blades	40	682	17.1	55	8			
Largent	39	645	16.5	46	2			
Tice	29	244	8.4	26	0			
SEA	245	2979	12.2	75	22			
OPP	280	3618	12.9	69	21			
Interceptions	No	Yds	Avg	LG	TD			
Moyer	6	79	13.2	34	0			
Taylor	5	53	10.6	27	1			
Jenkins	3	41	13.7	21	0			
SEA	22	280	12.7	34	1			
OPP	20	195	9.8	55	1			
Punting	No	Yds	Avg	Net	TB	I20	LG	B
Rodriguez	70	2858	40.8	36.8	4	14	68	0
SEA	70	2858	40.8	36.8	4	14	68	0
OPP	66	2778	42.1	35.7	4	22	59	0
Punt Returns	No	FC	Yds	Avg	LG	TD		
Edmonds	35	8	340	9.7	41	0		
SEA	37	8	340	9.2	41	0		
OPP	36	14	202	5.6	16	0		
Kickoff Returns	No	Yds	Avg	LG	TD			
Edmonds	40	900	22.5	65	0			
Morris	11	218	19.8	30	0			
SEA	62	1352	21.8	65	0			
OPP	66	1207	18.3	95	0			
Field Goals	1-19	20-29	30-39	40-49	50+			
N. Johnson	1-1	4-4	7-9	10-14	0-0			
OPP	0-0	10-11	6-10	4-6	1-5			

DEFENSIVE STATISTICS

(According to Unofficial Press Box Statistics)

Player	Tackles							
	T	S	A	Sa	T/L	PD	FF	FR
Robinson	114	85	29	1.0	4.0	3	1	0
Wyman	97	71	26	2.5	8.0	0	1	2
Bosworth	82	55	27	0.0	2.0	3	1	1
Woods	80	57	23	5.0	13.0	2	0	1
Moyer	73	52	21	0.0	2.0	2	0	2

NOTABLE

Record (Finish): 9-7 (1st, AFC West). Lost divisional playoff at Cincinnati 21-13.
 Head Coach: Chuck Knox (57-38, . 600)
 Assistants: Tom Catlin (Asst. Head Coach/ Def. Coord./OLBs), Steve Moore (Off. Coord./WRs), George Dyer (DL), Chick Harris (RBs), Ralph Hawkins (DBs), Ken Meyer (QB), Russ Purnell (TEs)/Asst. Sp. Teams), Kent Stephenson (OL), Rusty Tillman (Sp. Teams/ILBs), Joe Vitt (Sp. Assign.), Captains: WR Steve Largent (Off), DE Jacob Green and S Eugene Robinson (Def), Game-to-Game (Sp. Teams), MVP: FB John L. Williams, Pro Bowl: QB Dave Krieg (2), Sp. Rufus Porter (1), National Honors: WR Steve Largent, NFL Man of the Year, First-Team All-NFL: G Bryan Millard (S-1), Sp. Teams Rufus Porter (PFW, C&PFN), Starters: Offense: *WR Brian Blades (7), WR Ray Butler (5), LT Ron Mattes (16), LG Edwin Bailey (16), C Blair Bush (14), C Grant Feasel (2), RG Bryan Millard (14), RG Chris Godfrey (2), RT Mike Wilson (16), TE Mike Tice (16), TE John Spagnola (4), WR Steve Largent (15), WR Paul Skansi (1), QB Dave Krieg (9), *QB Kelly Stouffer (6), QB Jeff Kemp (1), RB Curt Warner (16), FB John L. Williams (16), Defense: LE Jacob Green (16), NT Joe Nash (15), NT Ken Clarke (1), RE Jeff Bryant (12), RE Alonzo Mitz (4), LOLB Bruce Scholtz (15), LOLB M.L. Johnson (1), LILB Brian Bosworth (10), LILB Darren Comeaux (6), RILB David Wyman (16), ROLB Tony Woods (16), LCB Terry Taylor (8), LCB Melvin Jenkins (8), RCB Patrick Hunter (7), RCB Melvin Jenkins (8), *RCB Dwayne Harper (1), SS Paul Moyer (16), FS Eugene Robinson (16), Specialists: KR Bobby Joe Edmonds (16), P Ruben Rodriguez (16), K Norm Johnson (16)

* Rookie or first-year player

Passing	Att	Cmp	Yds	Cmp%	Yds/Att	TD	TD%	Int	Int%	LG	Sacked	Rating
Krieg	228	134	1741	58.8	7.64	18	7.9	8	3.5	75	12/92	94.6
Stouffer	173	98	1106	56.6	6.39	4	2.3	6	3.5	53	13/110	69.2
Kemp	35	13	132	37.1	3.77	0	0.0	4	14.8	19	3/21	----
SEA	437	245	2979	56.1	6.82	22	5.0	20	4.6	75	29/233	74.9
OPP	501	280	3618	55.9	7.22	21	4.2	22	4.4	69	30/265	74.4

1989 REVIEW (7-9)

Date	W/L	Score	Opponents	Att
09/10	L	7-31	at Philadelphia	64,287
09/17	L	24-34	Phoenix	60,444
09/24	W	24-3	at New England	48,025
10/01	W	24-20	at L.A. Raiders	44,319
10/08	L	16-20	Kansas City	60,715
10/15	W	17-16	at San Diego	50,079
10/22	L	21-24	Denver (OT)	62,353
10/29	W	10-7	San Diego	59,691
11/05	L	10-20	at Kansas City	54,489
11/12	L	7-17	Cleveland	58,978
11/19	L	3-15	at N.Y. Giants	75,014
11/26	L	14-41	at Denver	75,117
12/04	W	17-16	Buffalo (Mon)	57,682
12/10	W	24-17	at Cincinnati	54,744
12/17	W	23-17	L.A. Raiders	61,076
12/23	L	0-29	Washington (Sat)	60,294

Team Statistics		Sea	Opp
TOTAL FIRST DOWNS		290	293
Rushing		86	119
Passing		180	158
Penalty		24	16
3rd Down: Made/Att		85/211	89/213
3rd Down Pct.		40.3	41.8
4th Down: Made/Att		8/17	5/16
4th Down Pct.		47.1	31.3
POSSESSION AVG.		29:20	30:40
TOTAL NET YARDS		4596	5215
Avg. Per Game		287.3	325.9
Total Plays		1010	997
Avg. Per Play		4.6	5.2
NET YARDS RUSHING		1392	2118
Avg. Per Game		87.0	132.4
Total Rushes		405	520
NET YARDS PASSING		3204	3097
Avg. Per Game		200.3	193.6
Sacked/Yards Lost		46/379	32/235
Gross Yards		3583	3332
Att./Completions		559/316	445/252
Completion Pct.		56.5	56.6
Had Intercepted		23	9
PUNTS/AVERAGE		76/39.4	74/39.2
NET PUNTING AVG.		32.9	33.9
PENALTIES/YARDS		79/738	118/809
FUMBLES/BALL LOST		43/14	26/13
TOUCHDOWNS		28	37
Rushing		5	11
Passing		21	13
Returns		2	3
TOTAL POINTS		241	327
By Quarters		1 2 3 4 OT Tot	
SEA		72 60 41 68 0	241
OPP		81 80 86 77 3	327
Scoring		TD Ru Pa Rt PAT FG S Pts	
N. Johnson		0 0 0 0 27-27 15-25 0	72
Williams		7 1 6 0 0 0 0 42	
Blades		5 0 5 0 0 0 0 30	
Skansi		5 0 5 0 0 0 0 30	
Warner		4 3 1 0 0 0 0 24	
SEA		28 5 21 2 28-28 15-25 0	241
OPP		37 11 23 3 35-37 22-32 2	327
Rushing		Att Yds Avg LG TD	
Warner		194 631 3.3 34 3	
Williams		146 499 3.4 21 1	
Krieg		40 160 4.0 18 0	
SEA		405 1392 3.4 34 5	
OPP		520 2118 4.1 38 11	

Receiving	No	Yds	Avg	LG	TD			
Blades	77	1063	13.8	60	5			
Williams	76	657	8.6	51	6			
Skansi	39	488	12.5	26	5			
Largent	28	403	14.4	33	3			
Clark	25	260	10.4	28	1			
Warner	23	153	6.7	24	1			
SEA	316	3583	11.3	60	21			
OPP	252	3332	13.2	69	23			
Interceptions	No	Yds	Avg	LG	TD			
Robinson	5	24	4.8	20	0			
Harper	2	15	7.5	15	0			
SEA	9	57	6.3	20	0			
OPP	23	248	10.8	30	2			
Punting	No	Yds	Avg	Net	TB	I20	LG	B
Rodriguez	75	2995	39.9	32.9	8	17	59	1
SEA	75	2995	39.9	32.9	8	17	59	1
OPP	74	2902	39.2	33.9	7	21	60	0
Punt Returns	No	FC	Yds	Avg	LG	TD		
Hollis	18	7	164	9.1	21	0		
Jefferson	12	10	87	7.3	19	0		
SEA	30	17	251	8.4	21	0		
OPP	41	12	334	8.1	49	0		
Kickoff Returns	No	Yds	Avg	LG	TD			
Jefferson	22	511	23.2	91	1			
Harris	18	334	18.6	25	0			
Hollis	15	247	16.5	30	0			
SEA	65	1246	19.2	97	1			
OPP	44	814	18.5	37	0			
Field Goals	1-19	20-29	30-39	40-49	50+			
N. Johnson	1-1	6-7	3-4	4-8	1-5			
SEA	1-1	6-7	3-4	4-8	1-5			
OPP	1-1	10-13	8-10	3-7	0-1			

DEFENSIVE STATISTICS

(According to Unofficial Press Box Statistics)

Tackles									
Player	T	S	A	Sa	T/L	PD	FF	FR	
Robinson	102	72	30	0.0	3.0	5	2	0	
Wyman	98	72	26	0.0	6.0	1	2	0	
Glasgow	97	77	20	0.0	2.0	7	0	5	
Nash	92	65	27	8.0	9.0	1	3	0	
Comeaux	88	64	24	0.0	1.0	1	0	1	
Bryant	68	50	18	3.5	6.0	2	2	0	

NOTABLE

Record (Finish): 7-9 (4th, AFC West)
 Head Coach: Chuck Knox (64-47, .577)
 Assistants: Tom Catlin (Asst. Head Coach/Def. Coord./OLBs), John Becker (Off. Coord./WRs), George Dyer (DL), Chick Harris (RBs), Ken Meyer (QB), Rod Perry (DBs), Russ Purnell (TEs/Asst. Sp. Teams), Kent Stephenson (OL), Rusty Tillman (Sp. Teams/ILBs), Joe Vitt (Sp. Assign.), Captains: WR Steve Largent (Off), DE Jacob Green (Def), Game-to-Game (Sp. Teams), MVP: WR Brian Blades, Pro Bowl: WR Brian Blades (1), QB Dave Krieg (3), Sp. Rufus Porter (2), National Honors: None, First-Team All-NFL: None, Starters: Offense: WR Brian Blades (14), *LT Andy Heck (8), LT Ron Mattes (8), LG Edwin Bailey (16), C Grant Feasel (16), RG Bryan Millard (16), RT Mike Wilson (16), *TE Robert Tyler (9), *TE Travis McNeal (6), TE Donnie Dee (3), WR Steve Largent (9), WR Louis Clark (6), QB Dave Krieg (14), QB Kelly Stouffer (2), RB Curt Warner (15), FB John L. Williams (15), *FB Derrick Fenner (1). Defense: LE Jacob Green (14), NT Joe Nash (16), RE Jeff Bryant (15), RE Alonzo Mitz (4), LOLB Rufus Porter (3), LOLB Tony Woods (12), LOLB M.L. Johnson (1), LILB Brian Bosworth (2), LILB Darren Comeaux (13), RILB David Wyman (16), ROLB Vernon Maxwell (9), LOLB M.L. Johnson (6), LCB Dwayne Harper (13), LCB Melvin Jenkins (1), RCB Patrick Hunter (14), RCB Melvin Jenkins (2), SS Nesby Glasgow (16), FS Johnnie Johnson (2), FS Eugene Robinson (14), Specialists: KR Bobby Joe Edmonds (16), P Ruben Rodriguez (16), K Norm Johnson (16), *LS Harper LeBel (16).

* Rookie or first-year player

Passing	Att	Cmp	Yds	Cmp%	Yds/Att	TD	TD%	Int	Int%	LG	Sacked	Rating
Krieg	499	286	3309	57.3	6.63	21	4.2	20	4.0	60	37/289	74.8
Stouffer	59	29	270	49.2	4.58	0	0.0	3	5.1	29	9/90	40.9
SEA	559	316	3583	56.5	6.41	21	3.8	23	4.1	60	46/379	71.3
OPP	445	252	3332	56.6	7.49	23	5.2	9	2.0	69	32/235	89.3

1990 REVIEW (9-7)

Date	W/L	Score	Opponents	Att
09/09	L	0-17	at Chicago	64,400
09/16	L	13-17	L.A. Raiders	61,889
09/23	L	31-34	at Denver (OT)	75,290
10/01	W	31-16	Cincinnati (M)	60,135
10/07	W	33-20	at New England	39,735
10/14	L	17-24	at L.A. Raiders	50,624
10/21	W	19-7	Kansas City	60,358
10/28			BYE	
11/04	L	14-31	San Diego	59,646
11/11	W	17-16	at Kansas City	71,285
11/18	L	21-24	Minnesota	59,735
11/25	W	13-10	at S. Diego (OT)	50,097
12/02	W	13-10	Houston (OT)	57,592
12/09	W	20-14	at Green Bay	52,015
12/16	L	17-24	at Miami	57,851
12/23	W	17-12	Denver	55,845
12/30	W	30-10	Detroit	50,681

Team Statistics	Sea	Opp
TOTAL FIRST DOWNS	284	280
Rushing	111	86
Passing	155	171
Penalty	18	23

3rd Down: Made/Att	87/200	83/207
3rd Down Pct.	43.5	40.1
4th Down: Made/Att	6/7	7/11
4th Down Pct.	85.7	63.6

POSSESSION AVG.	30:47	29:13
TOTAL NET YARDS	4583	4609
Avg. Per Game	286.4	288.1
Total Plays	945	950
Avg. Per Play	4.8	4.9

NET YARDS RUSHING	1749	1605
Avg. Per Game	109.3	100.3
Total Rushes	457	413

NET YARDS PASSING	2834	3004
Avg. Per Game	177.1	187.8
Sacked/Yards Lost	40/360	33/252
Gross Yards	3194	3256
Att./Completions	448/265	504/300
Completion Pct.	59.2	59.5
Had Intercepted	20	12

PUNTS/AVERAGE	67/40.6	77/41.9
NET PUNTING AVG.	34.4	36.2
PENALTIES/YARDS	89/746	108/766

FUMBLES/BALL LOST	32/16	32/18
TOUCHDOWNS	34	32
Rushing	18	7
Passing	15	19
Returns	1	6

TOTAL POINTS	306	286
--------------	-----	-----

By Quarters	1	2	3	4	OT	Tot
SEA	50	94	60	96	6	306
OPP	50	112	53	68	3	286

Scoring	TDs	Ru	Pa	Rt	PAT	FG	S	Pts
Johnson	0	0	0	0	33-34	23-32	0	102
Fenner	15	14	1	0	0	0	0	90
Chadwick	4	0	4	0	0	0	0	24
Kane	4	0	4	0	0	0	0	24
Blades	3	0	3	0	0	0	0	18
Williams	3	3	0	0	0	0	0	18
SEA	34	18	15	1	33-34	23-32	0	306
OPP	32	7	19	6	32-32	20-27	1	286
Rushing	Att	Yds	Avg	LG	TD			
Fenner	215	859	4.0	36	14			
Williams	187	714	3.8	25	3			
Krieg	32	115	3.6	25	0			
SEA	457	1749	3.8	36	18			
OPP	413	1605	3.9	58	7			

Receiving	No	Yds	Avg	LG	TD
Williams	73	699	9.6	60	0
Kane	52	776	14.9	63	4
Blades	49	525	10.7	24	3
Chadwick	27	478	17.7	54	4
Skansi	22	257	11.7	25	2
Fenner	17	143	8.4	50	1
SEA	265	3194	12.1	63	15
OPP	300	3256	10.9	46	19

Interceptions	No	Yds	Avg	LG	TD
Robinson	3	89	29.7	39	0
Harper	3	69	23.0	47	0
SEA	12	182	15.2	47	0
OPP	20	252	12.6	42	0

Punting	No	Yds	Avg	Net	TB	120 LG	B
Donnelly	67	2722	40.6	34.4	8	18	54
SEA	67	2722	40.6	34.4	8	18	54
OPP	77	3225	41.9	36.2	5	22	67

Punt Returns	No	Yds	Avg	LG	TD
Warren	28	16	269	9.6	39
Jefferson	8	0	68	8.5	14
SEA	36	16	337	9.4	39
OPP	29	21	254	8.8	66

Kickoff Returns	No	Yds	Avg	LG	TD
Warren	23	478	20.8	71	0
Loville	18	359	19.9	29	0
SEA	50	985	19.7	71	0
OPP	51	910	17.8	39	0

Field Goals	1-19	20-29	30-39	40-49	50+
Johnson	2-2	7-7	8-14	5-6	1-3
SEA	2-2	7-7	8-14	5-6	1-3
OPP	0-0	11-11	3-5	5-8	1-3

DEFENSIVE STATISTICS

(According to Unofficial Press Box Statistics)

Player	T	S	A	Sa	T/L	PD	FF	FR
Glasgow	83	70	13	2.0	4.0	2	3	1
Robinson	82	63	19	0.0	2.0	5	1	4
Harper	71	62	9	0.0	3.0	4	1	0
Green	60	44	16	12.5	18.0	2	3	1
Hunter	56	48	8	0.0	1.0	10	1	1
Nash	53	41	12	1.0	3.0	0	1	1

NOTABLE

Record (Finish): 9-7 (3rd, AFC West)
 Head Coach: Chuck Knox (73-54, 575)
 Assistants: Tom Catlin (Asst. Head Coach/ Def. Coord./OLBs), John Becker (Off. Coord./WRs), George Dyer (DL), Chick Harris (RBs), Ken Meyer (QBs), Rod Perry (DBs), Russ Purnell (TEs/Asst. Sp. Teams), Frank Raines (Strength & Cond.), Kent Stephenson (OL), Rusty Tillman (Sp. Teams/ILBs), Joe Vitt (Sp. Assign.), Captains: QB Dave Krieg (Off), DE Jacob Green (Def), Game-to-Game (Sp. Teams), MVP: FB John L. Williams, Pro Bowl: FB John L. Williams (1), National Honors: SS Kenny Easley and WR Steve Largent, All-NFL Decade of the 1980's Team (Hall of Fame), First-Team All-NFL: None, Starters: Offense: WR Tommy Kane (11), LT Andy Heck (16), LG Edwin Bailey (11), LG Derrick Brilz (5), C Grant Feasel (16), RG Brian Millard (16), RT Ron Mattes (7), RT Ronnie Lee (9), TE Travis McNeal (14), TE Ron Heller (5), TE Mike Tice (2), WR Brian Blades (16), QB Dave Krieg (16), RB Derrick Fenner (15), *RB Derek Loville (1), FB John L. Williams (16). Defense: LE Jacob Green (16), LT Joe Nash (16), RT Jeff Bryant (14), *RT Cortez Kennedy (2), RE Tony Woods (15), *LLB Terry Wooden (8), LLB Darren Comeaux (1), LLB Joe Cain (2), LLB Dave Ahrens (3), MLB Darren Comeaux (8), MLB David Wyman (8), RLB Rufus Porter (12), RLB Joe Cain (3), LCB Dwayne Harper (16), RCB Patrick Hunter (16), *SS Robert Blackmon (3), SS Nesby Glasgow (13), FS Eugene Robinson (16). Specialists: *KR Chris Warren (16), P Rick Donnelly (16), K Norm Johnson (16), LS Michael Morris (4), LS Trey Junkin (12).

* Rookie or first-year player

Passing	Att	Cmp	Yds	Cmp% Yds/Att	TD	TD%	Int	Int%	L.G	Sacked	Rating
Krieg	448	265	3194	59.2 7.13	15	3.3	20	4.5	63	40/360	73.6
SEA	448	265	3194	59.2 7.13	15	3.3	20	4.5	63	40/360	73.6
OPP	504	300	3256	59.5 6.46	19	3.8	12	2.4	46	33/252	81.3

1991 REVIEW (7-9)

Date	W/L	Score	Opponents	Att
09/01	L	24-27	at New Orleans	68,492
09/08	W	20-13	N.Y. Jets	56,770
09/15	L	10-16	at Denver	74,152
09/22	L	13-20	at Kansas City	71,789
09/29	W	31-3	Indianapolis	56,656
10/06	W	13-7	at Cincinnati	60,010
10/13	L	20-23	L.A. Raiders (OT)	61,974
10/20	W	27-7	at Pittsburgh	54,678
10/27	W	20-9	San Diego	58,025
11/03			BYE	
11/10	L	14-17	at San Diego	43,597
11/17	L	7-31	at L.A. Raiders	49,317
11/24	W	13-10	Denver	60,430
12/01	L	6-19	Kansas City	57,248
12/08	L	22-24	San Francisco	56,711
12/15	L	13-26	at Atlanta	53,834
12/22	W	23-9	L.A. Rams	51,100

Team Statistics		Sea	Opp
TOTAL FIRST DOWNS		253	263
Rushing		80	92
Passing		159	159
Penalty		14	12
3rd Down: Made/Att		67/193	78/220
3rd Down Pct.		34.7	35.5
4th Down: Made/Att		2/9	9/20
4th Down Pct.		22.2	45.0
POSSESSION AVG.		29:27	30:33
TOTAL NET YARDS		4534	4703
Avg. Per Game		283.4	293.9
Total Plays		924	988
Avg. Per Play		4.9	4.8
NET YARDS RUSHING		1426	1684
Avg. Per Game		89.1	105.3
Total Rushes		394	435
NET YARDS PASSING		3108	3019
Avg. Per Game		194.3	188.7
Sacked/Yards Lost		42/263	36/269
Gross Yards		3371	3288
Att/Comp		488/290	517/296
Completion Pct.		59.4	57.3
Had Intercepted		26	18
PUNTS/AVERAGE		76/40.6	79/39.1
NET PUNTING AVG.		35.7	33.0
PENALTIES/YARDS		85/682	108/845
FUMBLES/BALL LOST		26/17	34/21
TOUCHDOWNS		29	25
Rushing		11	4
Passing		15	1
Returns		3	3
TOTAL POINTS		276	261
By Quarters		1 2 3 4 OT Tot	
SEA		39 78 79 80 0	276
OPP		25 112 47 74 3	261
Scoring		TD Ru Pa Rt PAT FG S Pts	
Kasay		0 0 0 0 27/28 25/31 0	102
Williams		5 4 1 0 0 0 0	30
Fenner		4 4 0 0 0 0 0	24
Tice		4 0 4 0 0 0 0	24
SEA		29 11 15 3 27/29 25/31 0	276
OPP		25 4 18 3 25/25 28/32 1	261
Rushing		Att Yds Avg LG TD	
Williams		188 741 3.9 42 4	
Fenner		91 267 2.9 15 4	
Jones		45 154 3.4 22 3	
SEA		394 1426 3.6 42 11	
OPP		435 1684 3.9 32 4	

Receiving	No	Yds	Avg	LG	TD
Blades	70	1003	14.3	52	2
Williams	61	499	8.2	35	1
Kane	50	763	15.3	60	2
Chadwick	22	255	11.6	29	3
SEA	290	3371	11.6	60	15
OPP	296	3288	11.1	61	18
Interceptions	No	Yds	Avg	LG	TD
Robinson	5	56	11.2	27	0
Harper	4	84	21.0	43	0
SEA	18	302	16.8	43	2
OPP	26	334	12.8	58	2
Punting	No	Yds	Avg	Net	TB 120 LG B
Tuten	49	2106	43.0	36.9	3 8 60 0
Donnelly	13	505	38.8	33.8	1 1 57 0
Waits	14	474	33.9	33.6	0 2 50 0
SEA	76	3085	40.6	35.7	4 11 60 0
OPP	79	3089	39.1	33.0	8 20 65 1
Punt Returns	No	FC	Yds	Avg	LG TD
Warren	32	19	298	9.3	159 1
SEA	38	20	325	8.6	159 1
OPP	40	18	289	7.2	29 0
Kickoff Returns	No	Yds	Avg	LG	TD
Warren	35	792	22.6	55	0
Loville	18	412	22.9	50	0
SEA	60	1280	21.3	55	0
OPP	51	858	16.8	38	0
Field Goals	1-19	20-29	30-39	40-49	50+
Kasay	1/1	5/6	11/14	6/7	2/3
OPP	1/1	7/7	9/9	6/7	5/8

DEFENSIVE STATISTICS (According to Unofficial Press Box Statistics)

Tackles									
Player	T	S	A	Sa	T/L	PD	FF	FR	
Wooden	105	80	25	2.0	10.0	9	1	4	
Robinson	91	67	24	1.0	3.0	3	1	1	
Porter	71	51	20	10.0	16.0	15	4	0	
Comeaux	69	51	18	0.5	7.0	5	4	0	
Harper	69	58	11	0.0	1.0	1	1	0	
Kennedy	67	59	8	6.5	13.0	12	1	1	

NOTABLE

Record (Finish): 7-9 (4th, AFC West)
 Head Coach: Chuck Knox (80-63, .559)
 Assistants: Tom Catlin (Asst. Head Coach/ Def. Coord./OLBs), John Becker (Off. Coord./WRs), George Dyer (DL), Rick Harris (RBs), Ken Meyer (QB), Paul Meyer (Staff Asst.), Rod Perry (DBs), Russ Purnell (TEs/Asst. Sp. Teams), Frank Raines (Strength & Cond.), Kent Stephenson (OL), Rusty Tillman (Sp. Teams/ILBs), Joe Vitt (Sp. Assign.), Captains: QB Dave Krieg (Off), DE Jacob Green (Def), Game-to-Game (Sp. Teams), MVP: FS Eugene Robinson, Pro Bowl: DT Cortez Kennedy (1), FB John L. Williams (2), National Honors: None, First-Team All-NFL: CB Dwayne Harper (S-I), FS Eugene Robinson (S-I), Starters: Offense: WR Tommy Kane (15), LT Andy Heck (16), LG Edwin Bailey (3), LG Warren Wheat (7), LG Darrick Brilz (6), C Grant Fassel (15), C Darrick Brilz (1), RG Bryan Millard (16), RT Ronnie Lee (7), RT Bill Hitchcock (9), TE Mike Tice (15), TE Travis McNeal (3), WR Brian Blades (16), QB Dave Krieg (9), QB Jeff Kemp (5), *QB Dan McGwire (1), QB Kelly Stouffer (1), RB Derrick Fenner (8), RB Chris Warren (1), RB James Jones (6), FB John L. Williams (16), Defense: LE Jacob Green (16), LT Eric Hayes (2), LT Jeff Bryant (4), RT Cortez Kennedy (16), RE Tony Woods (14), LLB Terry Wooden (15), MLB Darren Comeaux (11), MLB David Wyman (4), RLB Rufus Porter (15), LCB Dwayne Harper (16), RCB Patrick Hunter (15), SS Robert Blackmon (16), FS Eugene Robinson (16), Specialists: KR Chris Warren (16), P Rick Donnelly (3), *P Alex Waits (3), P Rick Tuten (10), K John Kasay (16), LS Trey Junkin (16).

* Rookie or first-year player

Passing	Att	Cmp	Yds	Cmp%	Yds/Att	TD	TD%	Int	Int%	LG	Sacked	Rating
Krieg	285	187	2080	65.6	7.30	11	3.9	12	4.2	60	32/216	82.5
Kemp	181	94	1207	51.9	6.67	4	2.2	12	6.6	52	8/38	52.9
Stouffer	15	6	57	40.0	3.80	0	0.0	1	6.7	19	2/9	23.5
McGwire	7	3	27	42.9	3.86	0	0.0	1	14.3	13	0/0	14.3
SEA	488	290	3371	59.4	6.91	15	3.1	26	5.3	60	42/263	68.4
OPP	517	296	3288	57.3	6.36	18	3.5	18	3.5	61	36/269	73.4

1992 REVIEW (2-14)

Date	W/L	Score	Opponents	Att
09/06	L	3-21	Cincinnati	57,350
09/13	L	7-26	at Kansas City	75,125
09/20	W	10-6	at New England	42,327
09/27	L	17-19	Miami	59,374
10/04	L	6-17	at San Diego	36,783
10/11	L	0-27	at Dallas	62,311
10/18	L	0-19	L.A. Raiders	56,904
10/25	L	10-23	at N.Y. Giants	67,399
11/01			BYE	
11/08	L	3-16	Washington	53,616
11/15	L	3-20	at L.A. Raiders	46,862
11/22	L	14-24	Kansas City	49,867
11/30	W	16-13	Denver (M) (OT)	51,612
12/06	L	14-20	at Pittsburgh	47,015
12/13	L	17-20	Philadelphia (OT)	47,492
12/20	L	6-10	at Denver	72,570
12/27	L	14-31	San Diego	49,324

Team Statistics	Seattle	Opp
TOTAL FIRST DOWNS	208	247
Rushing	77	96
Passing	114	129
Penalty	17	22
3rd Down: Made/Att	59/222	75/230
3rd Down Pct.	26.6	32.6
4th Down: Made/Att	5/17	6/9
4th Down Pct.	29.4	66.7
POSSESSION AVG.	29:01	30:59
TOTAL NET YARDS	3374	4583
Avg. Per Game	210.9	286.4
Total Plays	945	987
Avg. Per Play	3.6	4.6
NET YARDS RUSHING	1596	1922
Avg. Per Game	99.8	120.1
Total Rushes	402	513
NET YARDS PASSING	1778	2661
Avg. Per Game	111.1	166.3
Sacked/Yards Lost	67/545	46/317
Gross Yards	2323	2978
Att./Completions	476/230	428/251
Completion Pct.	48.3	58.6
Had Intercepted	23	20
PUNTS/AVERAGE	108/44.1	96/41.8
NET PUNTING AVG.	108/38.7	96/36.8
PENALTIES/YARDS	111/918	100/776
FUMBLES/BALL LOST	37/18	25/11
TOUCHDOWNS	14	32
Rushing	4	14
Passing	9	11
Returns	1	7

By Quarters	1		2		3		4		OT	Tot
SEA	20		53		34		30		3	140
OPP	63		87		74		85		3	312
Scoring	TD	Ru	Pa	Rt	PAT		FG	S	Pts	
Kasay	0	0	0	0	14/14		14/22	0	56	
Kane	3	0	3	0	0/0		0/0	0	18	
Warren	3	3	0	0	0/0		0/0	0	18	
Williams	3	1	2	0	0/0		0/0	0	18	
SEA	14	4	9	1	14/14		14/22	0	140	
OPP	32	14	11	7	29/32		29/36	2	232	
Rushing	Att		Yds		Avg		LG	TD		
Warren	223		1017		4.6		52	3		
Williams	114		339		3.0		14	1		
Gelbaugh	16		79		4.9		22	0		
SEA	402		1596		4.0		52	4		
OPP	513		1922		3.7		66t	14		

Receiving	No	Yds	Avg	LG	TD			
Williams	74	556	7.5	27	2			
Kane	27	369	13.7	31	3			
J. Jones	21	190	9.0	30	0			
L. Clark	20	290	14.5	33	1			
Blades	19	256	13.5	37	1			
SEA	230	2323	10.1	57	9			
OPP	251	2978	11.9	72t	11			
Interceptions	No	Yds	Avg	LG	TD			
E. Robinson	7	126	18.0	49	0			
Harper	3	74	24.7	41	0			
SEA	20	324	16.2	69	0			
OPP	23	231	10.0	40	4			
Punting	No	Yds	Avg	Net	TB	I20	LG	B
Tuten	108	4760	44.1	38.7	8	29	65	0
SEA	108	4760	44.1	38.7	8	29	65	0
OPP	96	4015	41.8	36.8	10	23	65	0
Punt Returns	No	FC	Yds	Avg	LG	TD		
Warren	34	25	252	7.4	16	0		
SEA	38	27	283	7.4	16	0		
OPP	56	26	416	7.4	86t	1		
Kickoff Returns	No	Yds	Avg	LG	TD			
Warren	28	524	18.7	34	0			
Mayes	19	311	16.4	29	0			
SEA	50	885	17.7	34	0			
OPP	36	685	19.0	64	0			
Field Goals	1-19	20-29	30-39	40-49	50+			
Kasay	0-0	4-5	8-11	2-6	0-0			
SEA	0-0	4-5	8-11	2-6	0-0			
OPP	0-0	5-5	14-16	7-11	3-4			

DEFENSIVE STATISTICS (According to Unofficial Press Box Statistics)

Player	T	S	A	Sa	T/L	PD	FF	FR
E.Robinson	94	64	30	0.0	1.5	10	2	1
Kennedy	92	76	16	14.0	28.0	5	4	1
Porter	90	68	22	9.5	17.0	2	2	0
Wyman	83	54	29	0.0	3.0	1	2	1
P.Hunter	67	55	12	0.0	1.5	13	1	1
Nash	67	46	21	4.5	6.5	0	0	0

NOTABLE

Record (Finish): 2-14 (5th, AFC West)

Head Coach: Tom Flores (2-14, .125)

Assistants: Tom Catlin (Asst. HC/Def), Larry Kennan (Off. Coord./QB), Rusty Tillman (Def. Coord./LB), Tommy Brasher (DL), Bob Bratkowski (WRs), Dave Brown (Def), Hudson Houck (OL), Paul Moyer (DBs), Russ Purnell (TEs/Sp. Teams), Frank Raines (Strength & Cond), Clarence Shelton (RBs), Captains: FB John L. Williams (Off), FS Eugene Robinson (Def), TE James Jones (Sp. Teams), MVP: DT Cortez Kennedy, Pro Bowl: DT Cortez Kennedy (2), FS Eugene Robinson (1), National Honors: DT Cortez Kennedy, NFL Defensive Player of the Year (AP, PFW/PFWA, C&P/N)

All-NFL: DT Cortez Kennedy (AP, S-I, SN, USAT, PFW/PFWA, C&P/N, NEA), Starters: Offense: WR Tommy Kane (11), WR David Daniels (1), WR Doug Thomas (4), *LT Ray Roberts (16), LG Andy Heck (13), LG John Hunter (3), C Joe Tofflemire (16), RG Derrick Brizl (16), RT Ronnie Lee (5), RT Bill Hitchcock (11), TE Paul Green (4), TE Ron Heller (11), TE Mike Jones (1), TE James Jones (1), TE Trey Junkin (1), WR Brian Blades (5), WR Louis Clark (10), QB Kelly Stouffer (7), QB Dan McGwire (1), QB Stan Gelbaugh (8), RB Chris Warren (16), FB John L. Williams (16), Defense: LE Jeff Bryant (15), *LE Michael Sinclair (1), LT Joe Nash (16), RT Cortez Kennedy (16), RE Tony Woods (15), RE Jeff Bryant (1), LLB Terry Wooden (8), LLB Joe Cain (8), MLB David Wyman (11), RLB Rufus Porter (16), LCB Dwayne Harper (16), RCB Patrick Hunter (16), SS Robert Blackmon (15), FS Eugene Robinson (16), Specialists: K John Kasay (16), P Rick Tuten (16), LS Trey Junkin (16)

* Rookie or first-year player

Passing	Att	Cmp	Yds	Cmp%	Yds/Att	TD	TD%	Int	Int%	LG	Sacked	Rating
Gelbaugh	255	121	1307	47.5	5.13	6	2.4	11	4.3	57	34/265	52.9
Stouffer	190	92	900	48.4	4.74	3	1.6	9	4.7	33	26/222	47.7
McGwire	30	17	116	56.7	3.87	0	0.0	3	10.0	20	7/58	25.8
SEA	476	230	2323	48.3	4.88	9	1.9	23	4.8	57	67/545	48.9
OPP	428	251	2978	58.6	6.96	11	2.6	20	4.7	72t	46/317	69.0

1993 REVIEW (6-10)

Date	W/L	Score	Opponent	Att
09/05	L	12-18	at San Diego	58,039
09/12	L	13-17	L.A. Raiders	58,836
09/19	W	17-14	at New England	50,392
09/26	W	19-10	at Cincinnati	46,880
10/03	W	31-14	San Diego	54,778
10/10			BYE	
10/17	L	10-30	at Detroit	60,801
10/24	W	10-9	New England	56,526
10/31	L	17-28	at Denver	73,644
11/07	L	14-24	at Houston	50,447
11/14	W	22-5	Cleveland	54,622
11/21			BYE	
11/28	L	9-17	Denver	57,812
12/05	L	16-31	Kansas City	58,551
12/12	L	23-27	at L.A. Raiders	38,161
12/19	L	27-30	Phoenix (OT)	45,737
12/26	W	16-6	Pittsburgh	51,814
01/02	L	24-34	at Kansas City	72,136

Team Statistics		Seattle	Opp						
TOTAL FIRST DOWNS									
Rushing		279	322						
Passing		114	106						
Penalty		144	193						
		21	23						
3rd Down: Made/Att	80/224	91/229							
3rd Down Pct.	35.7	39.7							
4th Down: Made/Att	6/14	6/13							
4th Down Pct.	42.9	46.2							
POSSESSION AVG.									
	29:02	30:58							
TOTAL NET YARDS									
Avg. Per Game	291.8	332.1							
Total Plays	1019	1085							
Avg. Per Play	4.6	4.9							
NET YARDS RUSHING									
Avg. Per Game	125.9	103.8							
Total Rushes	473	452							
NET YARDS PASSING									
Avg. Per Game	165.9	228.3							
Sacked/Yards Lost	48/242	38/244							
Gross Yards	2896	3897							
Att./Completions	498/280	595/333							
Completion Pct.	56.2	56.0							
Had Intercepted	18	22							
PUNTS/AVERAGE									
	91/44.0	73/42.4							
NET PUNTING AVG.									
	37.3	35.6							
PENALTIES/YARDS									
	99/745	110/818							
FUMBLES/BALL LOST									
	25/13	23/15							
TOUCHDOWNS									
Rushing		29	32						
Passing		13	12						
Returns		13	16						
Defensive		0	3						
SAFETIES		4	2						
By Quarters		1	2	3	4	OT	Total		
SEA	72	64	45	99	0	280			
OPP	65	104	66	76	3	314			
Scoring		TD	Ru	Pa	Rt	PAT	FG	S	Pts
Kasay	0	0	0	0	29/29	23/28	0	98	
C. Warren	7	7	0	0	0	0	0	42	
Martin	5	0	5	0	0	0	0	30	
Williams	4	3	1	0	0	0	0	24	
SEA	29	13	13	3	29/29	23/28	4	280	
OPP	32	12	16	4	31/32	29/39	2	314	
Rushing		Att	Yds	Avg	LG	TD			
C. Warren	273	1072	3.9	45t	7				
Williams	82	371	4.5	38	3				
Mirer	68	343	5.0	33	3				
Vaughn	36	153	4.3	37	0				
SEA	473	2015	4.3	45t	13				
OPP	452	1660	3.7	30t	12				

Receiving	No	Yds	Avg	LG	TD			
Blades	80	945	11.8	41	3			
Williams	58	450	7.8	25	1			
Martin	57	798	14.0	53t	5			
Edmunds	24	239	10.0	32	2			
Green	23	178	7.7	20	1			
SEA	280	2896	10.3	53t	13			
OPP	333	3897	11.7	58t	16			
Interceptions	No	Yds	Avg	LG	TD			
E.Robinson	9	80	8.9	28	0			
Hunter	4	54	13.5	34	0			
Gray	3	33	11.0	16	0			
SEA	22	196	8.9	34	1			
OPP	18	159	8.8	40	0			
Punting	No	Yds	Avg	Net	TB	120	LG	B
Tuten	90	4007	44.5	37.3	7	21	64	1
SEA	91	4007	44.0	37.3	7	21	64	1
OPP	73	3097	42.4	35.6	11	19	60	0
Punt Returns	No	FC	Yds	Avg	LG	TD		
Martin	32	15	270	8.4	33	0		
SEA	33	15	280	8.5	33	0		
OPP	47	21	475	10.1	74t	1		
Kickoff Returns	No	FC	Yds	Avg	LG	TD		
Bates	30	0	603	20.1	46	0		
Vaughn	16	0	280	17.5	31	0		
SEA	50	0	931	18.6	46	0		
OPP	52	1	967	18.6	95t	1		
Field Goals	1-19	20-29	30-39	40-49	50+			
Kasay	1/1	5/5	10/11	4/6	3/5			
SEA	1/1	5/5	10/11	4/6	3/5			
OPP	2/2	7/7	8/10	7/13	5/7			

DEFENSIVE STATISTICS

(According to Official Press Box Statistics)

Tackles									
Player	T	S	A	Sa	T/L	PD	FF	FR	
E.Robinson	111	84	27	2.0	5.0	15	3	2	
Wooden	106	73	33	2.5	11.5	9	3	1	
Stephens	105	75	30	2.5	9.5	1	2	1	
Kennedy	77	60	17	6.5	13.5	3	1	1	
Blackmon	74	55	19	0.0	3.0	11	0	1	

NOTABLE

Record (Finish): 6-10 (5th, AFC West)
 Head Coach: Tom Flores (8-24, .250)
 Assistants: Tom Catlin (Asst. HC), Larry Kennan (Off. Coord./QBs), Rusty Tillman (Def. Coord./LBs), Tommy Brasher (DL), Bob Bratkowski (WRs), Dave Brown (Def), Arnie Matsumoto (Staff Asst.), Paul Moyer (DBs), Howard Mudd (OL), Russ Purnell (TEs/Sp. Teams), Frank Raines (Strength & Cond), Clarence Shelmon (RBs), Captains: FB John L. Williams (Off), FS Eugene Robinson (Def), FB Tracy Johnson & TE Trey Junkin (Sp. Teams), MVP: FS Eugene Robinson, Pro Bowl: DT Cortez Kennedy (3), FS Eugene Robinson (2), RB Chris Warren (1), National Honors: QB Rick Mirer, NFL Offensive Rookie of the Year (NFLPA, FBD), All-NFL: DT Cortez Kennedy (AP, S-I), FS Eugene Robinson (PFWA/PFW, Films, USA TODAY), Starters: Offense: WR Kelvin Martin (14), LT Ray Roberts (16), LG Darrick Brizl (16), C Ray Donaldson (16), RG Bill Hitchcock (14), *RG Jeff Blackshear (2), RT Andy Heck (16), TE Ferrell Edmunds (16), TE Paul Green (8), WR Brian Blades (14), *WR Michael Bates (1), *QB Rick Mirer (16), RB Chris Warren (14), RB Jon Vaughn (2), FB John L. Williams (9), Defense: LE Jeff Bryant (15), LE Michael Sinclair (1), LT Joe Nash (16), RT Cortez Kennedy (16), RE Natu Tuatagaloa (15), LLB Terry Wooden (16), MLB Rod Stephens (13), MLB Ray Berry (2), *MLB Dean Wells (1), RLB Rufus Porter (6), RLB Kevin Murphy (10), LCB Dwayne Harper (14), RCB Patrick Hunter (15), *CB Carlton Gray (2), SS Robert Blackmon (16), FS Eugene Robinson (16), Specialists: K John Kasay (16), P Rick Tuten (16), LS Trey Junkin (16)

* Rookie or first-year player

Passing	Att	Cmp	Yds	Cmp%	Yds/Att	TD	TD%	Int	Int%	LG	Sacked	Rating
Mirer	486	274	2833	56.4	5.83	12	2.5	17	3.5	53t	47/235	67.0
SEA	498	280	2896	56.2	5.82	13	2.6	18	3.6	53t	48/242	66.8
OPP	595	333	3897	56.0	6.55	16	2.7	22	3.7	58t	38/244	69.6

1994 REVIEW (6-10)

Date	W/L	Score	Opponents	Att
09/04	W	28-7	at Washington	52,930
09/11	W	38-9	at L.A. Raiders	47,319
09/18	L	10-24	*San Diego	65,536
09/25	W	30-13	*Pittsburgh	59,637
10/02	L	15-17	at Indianapolis	49,876
10/09	L	9-16	*Denver	63,872
10/16			BYE	
10/23	L	23-38	at Kansas City	78,847
10/30	L	15-35	at San Diego	59,001
11/06	L	17-20	Cincinnati (OT)	46,630
11/13	L	10-17	at Denver	71,290
11/20	W	22-21	Tampa Bay	37,466
11/27	W	10-9	Kansas City	54,120
12/04	L	19-31	Indianapolis	39,574
12/11	W	16-14	at Houston	31,453
12/18	L	16-17	L.A. Raiders	53,301
12/24	L	9-35	at Cleveland	54,180

* at Husky Stadium

Team Statistics	Sea	Opp
TOTAL FIRST DOWNS	285	318
Rushing	114	122
Passing	143	178
Penalty	28	18
3rd Down: Made/Att	89/235	83/224
3rd Down Pct.	37.9	37.1
4th Down: Made/Att	10/19	8/20
4th Down Pct.	52.6	40.0
POSSESSION AVG.	28:35	31:25
TOTAL NET YARDS	4652	5349
Avg. Per Game	290.8	334.3
Total Plays	1018	1077
Avg. Per Play	4.6	5.0
NET YARDS RUSHING	2084	1952
Avg. Per Game	130.3	122.0
Total Rushes	480	511
NET YARDS PASSING	2568	3397
Avg. Per Game	160.5	212.3
Sacked/Yards Lost	40/241	29/206
Gross Yards	2809	3603
Att./Completions	498/253	537/313
Completion Pct.	50.8	58.3
Had Intercepted	9	19
PUNTS/AVERAGE	91/42.9	78/40.9
NET PUNTING AVG.	36.7	35.5
PENALTIES/YARDS	114/898	103/773
FUMBLES/BALL LOST	31/19	21/11
TOUCHDOWNS	32	34
Rushing	16	15
Passing	13	15
Returns	1	1
Defensive	2	3
TOTAL POINTS	287	323

By Quarters	1	2	3	4	OT	Tot
SEA	53	74	49	111	0	287
OPP	48	98	65	109	3	323

Scoring	TD	Ru	Pa	Rt	PAT	FG	S	Pts
Kasay	0	0	0	0	25/26	20/24	0	85
C. Warren	11	9	2	0	0	0	0	68
Blades	4	0	4	0	0	0	0	26
SEA	32	16	13	3	25/26	20/24	1	287
OPP	34	15	15	4	28/28	27/33	1	323

2-Point PATs: Tuten 1-2; Blades 2-2; McGwire 0-1; Vaughn 1-1; C. Warren 1-1; SEA 4-6; OPP 4-6.

Rushing	Att	Yds	Avg	LG	TD
C. Warren	333	1545	4.6	41	9
Mirer	34	153	4.5	14	0
Strong	27	114	4.2	14t	1
SEA	480	2084	4.3	41	16
OPP	511	1952	3.8	45t	15

Passing	Att	Cmp	Yds	Cmp%	Yds/Att	TD
Mirer	381	195	2151	51.2	5.65	11
McGwire	105	51	578	48.6	5.65	1
SEA	498	253	2809	50.8	5.64	13
OPP	537	313	3603	58.3	6.71	15

Receiving	No	Yds	Avg	LG	TD			
Blades	81	1086	13.4	45	4			
Martin	56	681	12.2	32	1			
C. Warren	41	323	7.9	51	2			
SEA	253	2809	11.1	51	13			
OPP	313	3603	11.5	99t	15			
Kickoff Returns	No	Yds	Avg	LG	TD			
Bates	26	508	19.5	38	0			
Vaughn	18	443	24.6	93t	1			
SEA	67	1467	21.9	93t	1			
OPP	61	1229	20.1	45	0			
Interceptions	No	Yds	Avg	LG	TD			
4 players with	3							
SEA	19	284	14.9	69t	2			
OPP	9	210	23.3	73t	2			
Punting	No	Yds	Avg	Net	TB	I20	LG	B
Tuten	91	3905	42.9	36.7	7	33	64	0
SEA	91	3905	42.9	36.7	7	33	64	0
OPP	78	3188	40.9	35.5	4	25	64	1
Punt Returns	No	FC	Yds	Avg	LG	TD		
Martin	33	20	280	8.5	23	0		
SEA	37	23	337	9.1	31	0		
OPP	43	21	426	9.9	78t	1		
Field Goals	1-19	20-29	30-39	40-49	50+			
Kasay	1/1	1/1	11/11	6/9	1/2			
SEA	1/1	1/1	11/11	6/9	1/2			
OPP	0/0	9/9	13/16	5/8	0/0			

DEFENSIVE STATISTICS

(According to Unofficial Press Box Statistics)

Player	T	S	A	Sa	T/L	PD	FF	FR
Stephens	128	95	33	2.5	12.5	0	3	2
Wooden	127	94	33	1.5	12.5	7	1	1
E.Robinson	80	65	15	1.0	2.5	8	0	1
Porter	75	61	14	1.5	12.5	6	0	0

NOTABLE

Record (Finish): 6-10 (5th, AFC West)

Head Coach: Tom Flores (14-34, 292)

Assistants: Larry Kennan (Off. Coord./QBs), Rusty Tillman (Def. Coord./LBs), Tommy Brasher (DL), Bob Bratkowski (WRs), Dave Brown (Def), Tom Catlin (Quality. Control), Arnie Matsumoto (Staff Asst.), Paul Moyer (DBs), Howard Mudd (OL), Russ Purnell (TEs, Sp. Teams), Frank Raines (Strength. & Cond), Clarence Shelmon (RBs), Captains: C Ray Donaldson (Off), FS Eugene Robinson (Def), FB Tracy Johnson & TE Trey Junkin (Sp. Teams), MVP: RB Chris Warren, Pro Bowl: DT Cortez Kennedy (4), P Rick Tuten (1), RB Chris Warren (2), National Honors: WR Steve Largent (Hall of Fame inductee), All-NFL: DT Cortez Kennedy (AP, S-I, CPFN), P Rick Tuten (S-I), Starters: Offense: WR Kelvin Martin (15), LT Ray Roberts (14), LT James Atkins (2), LG Jeff Blackshear (16), C Ray Donaldson (16), RG Bill Hitchcock (5), RG *Kevin Mawae (11) RT Howard Ballard (16), TE Ferrell Edmunds (7), TE Paul Green (11), *Carlester Crumpler (4), WR Brian Blades (16), QB Rick Mirer (13), QB Dan McGwire (3), RB Chris Warren (15), FB Tracy Johnson (10), Defense: LE Antonio Edwards (8), *LE Sam Adams (6), LE Michael Sinclair (2), LT Joe Nash (15), RT Cortez Kennedy (16), RE Brent Williams (9), RE Antonio Edwards (6), LLB Terry Wooden (15), LLB Bob Spittulski (1), MLB Rod Stephens (16), RLB Rufus Porter (14), RLB Duane Bickett (1), LCB Carlton Gray (11), LCB Tony Brown (5), RCB Patrick Hunter (5), *RCB Orlando Watters (8), RCB Terry Taylor (3), SS Robert Blackmon (15), SS Rafael Robinson (1), FS Eugene Robinson (14), FS Dave Mc-Cloughan (1), FS Dion Lambert (1). Specialists: K John Kasay (16), P Rick Tuten (16), LS Trey Junkin (16)

* Rookie or first-year player

1995 REVIEW (8-8)

Date	W/L	Score	Opponent	Att
09/03	L	10-34	Kansas City	47,564
09/10	L	10-14	at San Diego	54,420
09/17	W	24-21	Cincinnati	39,492
09/24			BYE	
10/01	W	27-10	Denver	49,914
10/08	L	14-34	at Oakland	50,213
10/15	L	21-27	at Buffalo	74,362
10/22	L	25-35	San Diego	45,821
10/29	L	14-20	at Arizona (OT)	39,600
11/05	W	30-28	New York Giants	42,100
11/12	W	47-30	at Jacksonville	71,290
11/19	W	27-20	at Washington	51,298
11/26	L	10-16	New York Jets	41,160
12/03	W	26-14	Philadelphia	39,893
12/10	W	31-27	at Denver	71,488
12/17	W	44-10	Oakland	58,428
12/24	L	3-26	at Kansas City	75,784

Team Statistics	Sea	Opp										
TOTAL FIRST DOWNS	311	321										
Rushing	121	116										
Passing	171	181										
Penalty	19	24										
3rd Down: Made/Att	82/217	81/218										
3rd Down Pct.	37.8	37.2										
4th Down: Made/Att	9/13	10/18										
4th Down Pct.	69.2	55.6										
POSSESSION AVG.	28:30	31:30										
TOTAL NET YARDS	5270	5669										
Avg. Per Game	329.4	354.3										
Total Plays	1033	1078										
Avg. Per Play	5.1	5.3										
NET YARDS RUSHING	2178	2130										
Avg. Per Game	136.1	133.1										
Total Rushes	477	496										
NET YARDS PASSING	3092	3539										
Avg. Per Game	193.3	221.2										
Sacked/Yards Lost	45/267	28/167										
Gross Yards	3359	3706										
Att./Completions	511/273	554/310										
Completion Pct.	53.4	56.0										
Had Intercepted	23	16										
PUNTS/AVERAGE	83/45.0	81/42.6										
NET PUNTING AVG.	83/36.5	81/36.4										
PENALTIES/YARDS	100/852	114/901										
FUMBLES/BALL LOST	24/9	17/9										
TOUCHDOWNS	42	43										
Rushing	20	11										
Passing	19	26										
Returns	1	2										
Defensive	2	4										
PATs	40/42	36/42										
1-Point PATs	40/40	36/37										
2-Point PATs	0/2	0/5										
Field Goals	23/28	24/35										
TOTAL POINTS	363	366										
By Quarters	1	2	3	4	OT	Tot						
SEA	79	77	88	119	0	363						
OPP	90	128	48	94	6	366						
Scoring	TD	Ru	Pa	Rt	PAT	FG	S	Pts				
Peterson	0	0	0	0	40/40	23/28	0	109				
Warren	16	15	0	0	0	0	0	96				
Galloway	9	1	7	1	0	0	0	54				
SEA	42	20	19	3	40/40	23/28	1	363				
OPP	43	11	26	6	36/37	24/35	0	366				
2-Point PATs: Mirer 0-1; Warren 0-1; SEA 0-2; Opp 0-5.												
Rushing	Att	Yds	Avg	LG	TD							
Warren	310	1346	4.3	52	15							
Broussard	46	222	4.8	21t	1							
L. Smith	36	215	6.0	68	0							
SEA	477	2178	4.6	86t	20							
OPP	496	2130	4.3	46	11							
Passing	Att	Cmp	Yds	Cmp%	Yds/Att	TD	TD%	Int	Int%	LG	Sacked	Rating
Mirer	391	209	2564	53.5	6.56	13	3.3	20	5.1	59t	42/255	63.7
Friesz	120	64	795	53.3	6.63	6	5.0	3	2.5	43t	3/12	80.4
SEA	511	273	3359	53.4	6.57	19	3.7	23	4.5	59t	45/267	67.6
OPP	554	310	3706	56.0	6.69	26	4.7	16	2.9	88t	28/167	80.2

Receiving	No	Yds	Avg	LG	TD			
Blades	77	1001	13.0	49	4			
Galloway	67	1039	15.5	59t	7			
Warren	35	247	7.1	20t	1			
Crumpler	23	254	11.0	24	1			
SEA	273	3359	12.3	59t	19			
OPP	310	3706	12.0	88t	26			
Interceptions	No	Yds	Avg	LG	TD			
Blackmon	5	46	9.2	21	0			
Gray	4	45	11.3	26	0			
SEA	16	127	7.9	32	0			
OPP	24	384	16.7	72t	2			
Punting	No	Yds	Avg	Net	TB	120	LG	B
Tuten	83	3735	45.0	36.5	8	21	73	0
SEA	83	3735	45.0	36.5	8	21	73	0
OPP	81	3449	42.6	36.4	6	24	62	0
Punt Returns	No	FC	Yds	Avg	LG	TD		
Galloway	36	12	360	10.0	89t	1		
SEA	40	13	384	9.6	89t	1		
OPP	48	7	549	11.4	44	0		
Kickoff Returns	No	Yds	Avg	LG	TD			
Broussard	43	1064	24.7	70	0			
SEA	72	1620	22.5	70	0			
OPP	70	1669	23.8	99t	2			
Field Goals	1-19	20-29	30-39	40-49	50+			
Peterson	1/1	5/5	9/10	8/10	0/2			
SEA	1/1	5/5	9/10	8/10	0/2			
OPP	1/1	10/13	5/7	7/9	1/5			

DEFENSIVE STATISTICS

(According to Unofficial Press Box Statistics)

		Tackles									
Player		T	S	A	Sa	T/L	PD	FF	FR		
Wooden		135	114	21	0.0	10.5	8	1	0		
E. Robinson		105	79	26	0.0	1.0	4	0	1		
Moss		88	65	23	2.0	5.5	5	1	2		
C. Harris		85	77	8	0.0	1.0	12	1	1		
Gray		73	68	5	0.0	0.5	19	0	0		

NOTABLE

Record (Finish): 8-8, 3rd AFC West
 Head Coach: Dennis Erickson (8-8, .500)
 Assistants: Gregg Smith (Asst. HC/TEs), Bob Bratkowski (Off. Coord./WRs), Greg Mc Mackin (Def. Coord.), Dave Arnold (Sp. Teams), Tommy Brasher (DL), Dave Brown (Def), Tom Catlin (Quality Control), Ned James (Off. Asst.), Dana LeDuc (Strength & Cond.), Arnie Matsumoto (Def. Asst.), Howard Mudd (OL), Rich Olson (QB), Mike Murphy (LBs), Willy Robinson (DBs), Clarence Shelmon (RBs), Captains: Rick Mirer (Off), Eugene Robinson (Def), Trey Junkin (Sp. Teams), MVP: RB Chris Warren, Pro Bowl: DT Cortez Kennedy (5), RB Chris Warren (3), National Honors: WR Steve Largent inducted into Pro Football Hall of Fame., Starters: Offense: *WR Joey Galloway (16), LT James Atkins (16), *LG Matt Joyce (13), LG Jeff Blackshear (3), C Jim Sweeney (16), RG Kevin Mawae (16), RT Howard Ballard (16), *TE Christian Fauria (9), TE Carlester Crumpler (7), WR Brian Blades (16), QB Rick Mirer (13), QB John Friesz (3), RB Chris Warren (16), FB Steve Smith (7), FB Tracy Johnson (4), FB Mack Strong (2), WR Robb Thomas (2). Defense: LE Michael Sinclair (15), LE Brent Williams (1), LT Joe Nash (11), LT Sam Adams (5), RT Cortez Kennedy (16), RE Brent Williams (9), RE Antonio Edwards (7), SLB Terry Wooden (16), MLB Tyrone Stowe (6), MLB Dean Wells (10), WLB Winston Moss (16), LCB Carlton Gray (16), RCB Corey Harris (16), SS Robert Blackmon (13), SS Rafael Robinson (3), FS Eugene Robinson (16). Specialists: K Todd Peterson (16), P Rick Tuten (16), LS Trey Junkin (16).

* Rookie or first-year player

1996 REVIEW (7-9)

Date	W/L	Score	Opponent	Att
09/01	L	7-29	at San Diego	58,780
09/08	L	20-30	Denver	43,671
09/15	L	17-35	Kansas City	39,790
09/22	W	17-13	at Tampa Bay	30,212
09/22	L	10-31	Green Bay	59,973
10/06	W	22-15	at Miami	59,539
10/13			BYE	
10/17	L	16-34	at Kansas City	76,057
10/27	W	32-13	San Diego	38,143
11/03	W	23-16	Houston	36,320
11/10	W	42-23	Minnesota	50,794
11/17	L	16-17	at Detroit	51,194
11/24	L	21-27	Oakland	47,506
12/01	L	7-34	at Denver	74,982
12/08	W	26-18	Buffalo	41,373
12/15	L	13-20	at Jacksonville	66,134
12/22	W	28-21	at Oakland	33,455

Team Statistics	Sea	Opp
Total First Downs	268	325
Rushing	94	114
Passing	147	181
Penalty	27	30
3rd Down: Made/Att	64/212	80/211
3rd Down Pct.	30.2	37.9
4th Down: Made/Att	7/17	7/15
4th Down Pct.	41.2	46.7
Possession Avg.	28:01	31:59
Total Net Yards	5024	5437
Avg. Per Game	314.0	339.8
Total Plays	974	1066
Avg. Per Play	5.2	5.1
Net Yards Rushing	1997	2098
Avg. Per Game	124.8	131.0
Total Rushes	442	506
Net Yards Passing	3027	3339
Avg. Per Game	189.2	208.8
Sacked/Yards Lost	38/189	48/285
Gross Yards	3216	3624
Att./Completions	494/261	512/303
Completion Pct.	52.8	59.2
Had Intercepted	17	14
Punts/Average	86/43.6	76/42.3
Net Punting Avg.	86/34.5	76/34.0
Penalties/Yards	112/879	98/804
Fumbles/Ball Lost	24/12	37/18
Touchdowns	33	40
Rushing	16	15
Passing	14	25
Defense	1	0
Special Teams	2	0
PATs	31/33	38/40
1-Point PATs	27/27	35/35
2-Point PATs	4/6	3/5
Field Goals	28/34	31/34
Total Points	317	379

By Quarters	1	2	3	4	OT	Tot
SEA	53	117	57	90	--	317
OPP	85	111	64	116	--	376

Scoring	TD	Ru	Pa	Rt	PAT	FG	S	Pts
Peterson	0	0	0	0	27/27	28/34	0	111
Smith	8	8	0	0	0	0	0	54
Galloway	8	0	7	1	0	0	0	48
Warren	5	5	0	0	0	0	0	32
SEA	33	16	14	3	27/27	28/34	0	317
OPP	40	15	25	0	35/35	31/34	1	376

2-Point PATs: Smith 3-3, Warren 1-3; SEA 4-6, OPP 3-5.						
Rushing	Att	Yds	Avg	LG	TD	
Warren	203	855	4.2	51	5	
Smith	153	680	4.4	29	8	
Mirer	33	191	5.8	33	2	
SEA	442	1997	4.5	51	16	
OPP	506	2098	4.1	40	15	

Passing	Att	Cmp	Yds	Cmp%	Yds/Att	TD	TD%
Friesz	211	120	1629	56.9	7.72	8	3.8
Mirer	265	136	1546	51.3	5.83	5	1.9
SEA	494	261	3216	52.8	6.51	14	2.8
OPP	512	303	3624	59.2	7.08	25	4.9

Receiving	No	Yds	Avg	LG	TD
Galloway	57	987	17.3	65t	7
Blades	43	556	12.9	80t	2
Warren	40	273	6.8	33	0
Crumpler	26	258	9.9	26	0
Proehl	23	309	13.4	56	2
SEA	261	3216	12.3	80t	14
OPP	303	3624	12.0	65t	25

Punt Returns	No	FC	Yds	Avg	LG	TD
Galloway	15	5	158	10.5	88t	1
R. Harris	19	10	194	10.2	35	0
SEA	34	15	352	10.4	88t	1
OPP	52	17	640	12.3	50	0

Interceptions	No	Yds	Avg	LG	TD
D. Williams	5	148	29.6	79t	1
2 players with	3				
SEA	14	256	18.3	79t	1
OPP	17	305	17.9	63	0

Punting	No	Yds	Avg	Net	TB	I20	LG	B
Tuten	85	3746	44.1	34.5	7	21	66	1
SEA	86	3746	43.6	34.5	7	21	66	1
OPP	76	3214	42.3	34.0	14	23	57	0

Kickoff Returns	No	Yds	Avg	LG	TD
Broussard	43	979	22.8	86	0
SEA	71	1542	21.7	86	0
OPP	72	1642	22.8	60	0

Field Goals	1-19	20-29	30-39	40-49	50+
Peterson	0/0	11/13	7/7	8/11	2/3
SEA	0/0	11/13	7/7	8/11	2/3
OPP	3/3	9/9	8/11	9/9	2/2

DEFENSIVE STATISTICS (According to Unofficial Press Box Statistics)

Player	T	S	A	Sa	T/L	PD	FF	FR
Wells	107	82	25	1.0	2.0	4	0	2
Moss	106	77	29	1.0	10.5	4	0	0
Blackmon	102	80	22	1.0	2.5	7	3	0
D. Williams	80	67	13	0.0	1.0	11	0	1
McCrary	76	57	19	13.5	17.5	3	1	1

NOTABLE

Record (finish): 7-9 (T4th AFC West)
 Head Coach: Dennis Erickson (15-17, 469)
 Assistants: Gregg Smith (Asst. HC/TEs), Bob Bratkowski (Off. Coord./WRs), Greg Mc Mackin (Def. Coord.), Dave Arnold (Sp. Teams), Tommy Brasher (DL), Dave Brown (Def. Coach), Keith Gilbertson (Def. Asst.), Ned James (Off. Asst.), Dana LeDuc (Strength. & Cond.), Howard Mudd (OL), Rich Olson (QB), Mike Murphy (LBs), Willy Robinson (DBs), Clarence Shelmon (RBs), Captains: QB Rick Mirer & RB Chris Warren (off), LB Winston Moss & LB Terry Wooden (def), P Rick Tuten (Sp. Teams), MVP: DT Cortez Kennedy, Pro Bowl: DT Cortez Kennedy (6), DE Michael Sinclair (1). Starters: Offense: WR Joey Galloway (16 games), LT James Atkins (16), LG *Pete Kendall (11), LG Ed Cunningham (3), LG *Frank Beede (2), C Kevin Mawae (16), RG Derrick Graham (16), RT Howard Ballard (16), TE Carlester Crumpler (7), TE Christian Fauria (9), TE Ronnie Williams (3), WR Brian Blades (9), WR Ricky Proehl (7), WR Mike Pritchard (4), QB Rick Mirer (9), QB John Friesz (6), QB Stan Gelbaugh (1), RB Chris Warren (14), RB Lamar Smith (2), FB Mack Strong (8). Defense: LE Michael Sinclair (16), LT Sam Adams (16), RT Cortez Kennedy (16), RE Antonio Edwards (3), RE Michael McCrary (13), SLB Terry Wooden (9), SLB Michael Barber (7), MLB Dean Wells (15), CB Selwyn Jones (1), WLB Winston Moss (16), LCB Carlton Gray (16), RCB Corey Harris (16), SS Robert Blackmon (16), FS Darryl Williams (16). Special Teams: K Todd Peterson (16), P Rick Tuten (16).

* Rookie or first-year player

1997 REVIEW (8-8)

Date	W/L	Score	Opponents	Att
08/31	L	3-41	New York	53,893
09/07	L	14-35	Denver	55,859
09/14	W	31-3	at Indianapolis	49,194
09/21	W	26-22	San Diego	51,110
09/28	*L	17-20	at Kansas City	77,777
10/05	W	16-13	Tennessee	49,897
10/12			BYE	
10/19	W	17-9	at St. Louis	64,819
10/26	W	45-34	Oakland	66,264
11/02	L	27-30	at Denver	74,212
11/09	W	37-31	at San Diego	64,616
11/16	*L	17-20	at New Orleans	50,493
11/23	L	14-19	Kansas City	66,264
11/30	L	17-24	Atlanta	52,584
12/07	L	24-31	at Baltimore	54,395
12/14	W	22-21	at Oakland	40,124
12/21	W	38-9	San Francisco	66,253

* overtime

Team Statistics	Sea	Opp
Total First Downs	331	286
Rushing	98	96
Passing	207	166
Penalty	26	24
3rd Down: Made/Att	91/224	66/198
3rd Down Pct.	40.6	33.3
4th Down: Made/Att	8/16	8/16
4th Down Pct.	50.0	50.0
Possession Avg.	30:47	29:13
Total Net Yards	5759	4849
Avg. Per Game	359.9	303.1
Total Plays	1049	959
Avg. Per Play	5.5	5.1
Net Yards Rushing	1800	1731
Avg. Per Game	112.5	108.2
Total Rushes	404	455
Net Yards Passing	3959	3118
Avg. Per Game	247.4	194.9
Sacked/Yards Lost	36/228	42/238
Gross Yards	4187	3356
Att./Completions	609/359	462/276
Completion Pct.	58.9	59.7
Had Intercepted	21	13
Punts/Average	78/40.3	74/42.0
Net Punting Avg.	78/32.3	74/36.8
Penalties/Yards	109/911	100/820
Fumbles/Ball Lost	26/11	33/16
Touchdowns	43	38
Rushing	13	10
Passing	26	19
Defensive	4	4
Returns	0	5
Field Goals	22/28	31/34
PATs	38/43	36/38
Kicking	37/37	35/35
2-Point	1/6	2/3
Safeties	1	1
Total Points	365	362

By Quarters	1	2	3	4	OT	Tot		
SEA	44	126	92	103	0	365		
Opp	101	111	93	51	6	362		
Scoring	TD	Ru	Pa	Rt	PAT	FG	S	Pts
Peterson	0	0	0	0	37/37	22/28	0	103
Galloway	12	0	12	0			0	72
Broussard	6	5	1	0			0	36
McKnight	6	0	6	0			0	36
Warren	4	4	0	0			0	24
SEA	43	13	26	4	37/37	22/28	1	365
Opponents	38	10	19	9	35/35	31/34	1	363
2-Point PATs: Moon 0-3, Kitna 0-1, Smith 1-1, SEA 1-6, OPP 2-3.								
Rushing	Att	Yds	Avg	L/G	TD			
Warren	200	847	4.2	36t	4			
Broussard	70	418	6.0	77t	5			
Smith	91	392	4.3	35	2			
SEA	404	1800	4.5	77t	13			
Opp	455	1731	3.8	55t	10			

Passing	Att	Cmp	Yds	Cmp%	Yds/Att	TD	TD%	Int	Int%	L/G	Sacked	Rating
Moon	528	313	3678	59.3	6.97	25	4.7	16	3.0	60t	30/192	83.7
SEA	609	359	4187	58.9	6.88	26	4.3	21	3.4	61	36/228	79.7
Opp	462	276	3356	59.7	7.26	19	4.1	13	2.8	92	42/238	84.1

Receiving	No	Yds	Avg	L.G	TD			
Galloway	72	1049	14.6	53t	12			
Pritchard	64	843	13.2	61	2			
Warren	45	257	5.7	20	0			
McKnight	34	637	18.7	60t	6			
Crumpler	31	361	11.6	30	1			
Br. Blades	30	319	10.6	27	2			
Broussard	24	143	6.0	20t	1			
Smith	23	183	8.0	22	0			
SEA	359	4187	11.7	61	26			
Opp	276	3356	12.2	92	19			
Punting	No	Yds	Avg	Net	TB	120	L.G	B
Tuten	48	2007	41.8	36.4	5	15	65	0
SEA	78	3144	40.3	32.3	8	24	65	2
Opp	74	3111	42.0	36.8	7	21	66	0
Punt Returns	No	FC	Yds	Avg	L.G	TD		
Harris	21	12	144	6.9	19	0		
Davis	16	6	104	6.5	28	0		
SEA	37	18	248	6.7	28	0		
Opp	38	14	463	12.2	89t	2		
Interceptions	No	Yds	Avg	L.G	TD			
D. Williams	8	172	21.5	44t	1			
Be. Blades	2	11	5.5	11	0			
SEA	13	196	15.1	44t	1			
Opp	21	372	17.7	75t	4			
Kickoff Returns	No	Yds	Avg	L.G	TD			
Broussard	50	1076	21.5	43	0			
SEA	76	1550	20.4	43	0			
Opp	77	1779	23.1	93t	1			
Field Goals	1-19	20-29	30-39	40-49	50+			
Peterson	0/0	9/9	7/10	5/7	1/2			
SEA	0/0	9/9	7/10	5/7	1/2			
Opp	2/2	12/13	5/5	8/10	4/4			

DEFENSIVE STATISTICS

Player	T	S	A	Sa	T/L	PD	FF	FR
C. Brown	104	75	29	6.5	12.5	3	1	4
D. Williams	93	68	25	0.0	1.0	13	1	1
Wells	92	74	18	1.0	4.0	2	1	1
Blades	70	58	12	1.0	4.0	2	0	0

NOTABLE

Record (finish): 8-8 (3rd AFC West)
 Head Coach: Dennis Erickson (23-25, 479), Assistants: Gregg Smith (Asst. HC/OL), Bob Bratkowski (Off. Coord./WRs), Greg Mc Mackin (Def. Coord.), Dave Arnold (Sp. Teams), Tommy Brasher (DL), Dave Brown (Def. Coach), Keith Gilbertson (TEs), Ned James (Off. Asst.), Darren Krein (Asst. Str. & Cond.), Dana LeDuc (Strength & Cond.), Howard Mudd (OL), Rich Olson (QB), Mike Murphy (LBs), Willy Robinson (DBs), Clarence Shelton (RBs), Jim Zorn (Off. Asst.), Captains: QB John Friesz (off), LB Winston Moss (def), S Jay Bellamy (Sp. Teams), MVP: FS Darryl Williams, Pro Bowl: DE Michael Sinclair (2), FSDarryl Williams (1), Starters: Offense: WR Joey Galloway (15 games); LT *Walter Jones (12), LT Grant Williams (4); LG Pete Kendall (16); C Kevin Mawae (16); RG Derrick Graham (9), RG Frank Beede (6), RG James Atkins (1); RT Howard Ballard (10), RT Grant Williams (4), RT James Atkins (2); TE Carlester Crumpler (12), TE Christian Fauria (2), WR James McKnight (2); WR Mike Pritchard (15); QB John Friesz (1), QB Warren Moon (14), QB *Jon Kitna (1); RB Chris Warren (13), RB Lamar Smith (2), RB Steve Broussard (1); FB Mack Strong (9), WR Brian Blades (3), WR James McKnight (5), WR Tyree Davis (1), TE Christian Fauria (1), Defense: LE Michael Sinclair (16); LT Sam Adams (15); LT Dan Saleaumua (1); RT Cortez Kennedy (8), RT Dan Saleaumua (8); RE Phillip Daniels (11), RE Matt LaBounty (5); LLB Winston Moss (14), LLB Michael Barber (2); MLB Dean Wells (16); RLB Chad Brown (15), RLB James Logan (1); LCB Shawn Springs (10), LCB Jeremy Lincoln (3), LCB Fred Thomas (3); RCB Willie Williams (16); SS Bennie Blades (9); SS Jay Bellamy (7); FS Darryl Williams (16), Special Teams: K Todd Peterson (16); P Rick Tuten (10), P Kyle Richardson (2), P Rohn Stark (4)

* Rookie or first-year player

Series Breakdown



AFC WEST (65-93)

DENVER BRONCOS (15-26)

10/2/77	—	L		13-24	53,108
10/7/78	—	L	@	7-28	74,989
10/29/78	—	*L		17-20	62,948
9/23/79	—	L	@	34-37	74,879
12/8/79	—	W		28-23	60,038
11/23/80	—	L	@	20-36	73,274
12/21/80	—	L		17-25	51,853
9/13/81	—	W		13-10	58,513
12/13/81	—	L	@	13-23	74,527
11/21/82	—	W	@	17-10	73,916
1/2/83	—	W		13-11	43,145
11/6/83	—	W		27-19	61,189
11/20/83	—	L	@	27-38	74,710
11/25/84	—	W	@	27-24	74,922
12/15/84	—	L		14-31	64,411
10/20/85	—	*L	@	10-13	74,899
12/20/85	—	L		24-27	56,283
10/26/86	—	L	@	13-20	76,089
12/20/86	—	W		41-16	63,697
9/13/87	—	L	@	17-40	75,999
12/13/87	—	W		28-21	61,759
9/4/88	—	W	@	21-14	75,986
12/11/88	—	W		42-14	62,839
10/22/89	—	*L		21-24	62,353
11/26/89	—	L	@	14-41	75,117
9/23/90	—	*L	@	31-34	75,290
12/23/90	—	W		17-12	55,845
9/15/91	—	L	@	10-16	74,152
11/24/91	—	W		13-10	60,430
11/30/92	—	*W		16-13	51,612
12/20/92	—	L	@	6-10	72,570
10/31/93	—	L	@	17-28	73,644
11/28/93	—	L		9-17	57,812
10/9/94	—	L	+	9-16	63,872
11/13/94	—	L	@	10-17	71,290
10/1/95	—	W		27-10	49,914
12/10/95	—	W	@	31-27	71,488
9/8/96	—	L		20-30	43,671
12/1/96	—	L	@	7-34	74,982
9/7/97	—	L		14-35	55,859
11/2/97	—	L	@	27-30	74,212

* Overtime; + at Husky Stadium

Points: Denver 928 (22.6),
Seattle 782 (19.0)

KANSAS CITY CHIEFS (13-26)

12/11/77	—	W	@ 34-31	22,562
11/19/78	—	W	@ 13-10	32,252
12/17/78	—	W	23-19	58,490
9/30/79	—	L	6-24	61,169
12/2/79	—	L	@ 21-37	42,160

9/14/80	—	W	@ 17-16	42,403
11/9/80	—	L	30-31	58,976
9/27/81	—	L	14-20	59,255
11/22/81	—	L	@ 13-40	49,002
9/4/83	—	L	@ 13-17	42,531
11/27/83	—	*W	51-48	56,795
11/4/84	—	W	45-0	61,396
12/9/84	—	L	@ 7-34	34,855
9/29/85	—	L	@ 7-28	50,485
12/1/85	—	W	26-6	52,655
9/14/86	—	W	23-17	61,068
11/9/86	—	L	@ 7-27	53,268
9/20/87	—	W	43-14	61,667
12/27/87	—	L	@ 20-41	20,370
9/11/88	—	W	31-10	61,512
11/20/88	—	L	@ 24-27	33,152
10/8/89	—	L	16-20	60,715
11/5/89	—	L	@ 10-20	54,489
10/21/90	—	W	19-7	60,358
11/11/90	—	W	@ 17-16	71,285
9/22/91	—	L	@ 13-20	71,789
12/1/91	—	L	6-19	57,248
9/13/92	—	L	@ 7-26	75,125
11/22/92	—	L	14-24	49,867
12/5/93	—	L	16-31	58,551
1/2/94	—	L	@ 24-34	72,136
10/23/94	—	L	@ 23-38	78,847
11/27/94	—	W	10-9	54,120
9/3/95	—	L	10-34	47,564
12/24/95	—	L	@ 3-26	75,784
9/15/96	—	L	17-35	39,970
10/17/96	—	L	@ 16-34	76,057
9/28/97	—	*L	@ 17-20	77,877
11/23/97	—	L	14-19	66,264

* Overtime

Points: Kansas City 929 (23.8),
Seattle 718 (18.4)

OAKLAND RAIDERS (19-21)

11/6/77	—	L	@ 7-44	50,929
10/22/78	—	W	27-7	62,529
11/26/78	—	W	@ 17-16	52,978
9/16/79	—	W	27-10	61,602
12/16/79	—	W	@ 29-24	53,177
10/26/80	—	L	@ 14-33	50,185
11/17/80	—	L	17-19	60,480
9/20/81	—	L	@ 10-20	45,725
11/29/81	—	L	31-32	57,147
12/5/82	—	L	@ 23-28	42,170
10/16/83	—	W	38-36	60,697
10/30/83	—	W	@ 34-21	49,708
10/7/84	—	L	@ 14-28	77,904
11/12/84	—	W	17-14	64,011
11/3/85	—	W	33-3	64,060
12/15/85	—	L	@ 3-13	77,425

10/12/86	—	L	@	10-14	70,635
12/8/86	—	W		37-0	62,923
10/25/87	—	W	@	35-13	52,735
11/30/87	—	L		14-37	62,802
11/28/88	—	W		35-27	62,641
12/18/88	—	W	@	43-37	61,127
10/1/89	—	W	@	24-20	44,319
12/17/89	—	W		23-17	61,076
9/16/90	—	L		13-17	61,889
10/14/90	—	L	@	17-24	50,624
10/13/91	—	*L		20-23	61,974
11/17/91	—	L	@	7-31	49,317
10/18/92	—	L		0-19	56,904
11/15/92	—	L	@	3-20	46,862
9/12/93	—	L		13-17	58,836
12/12/93	—	L	@	23-27	38,161
9/11/94	—	W	@	38-9	47,319
12/11/94	—	L		16-17	53,301
10/8/95	—	L	@	14-34	50,213
12/17/95	—	W		44-10	58,428
11/24/96	—	L		21-27	47,506
12/22/96	—	W	@	28-21	33,455
10/26/97	—	W		45-34	66,264
12/14/97	—	W	@	22-21	40,124

Franchise transferred from Oakland to Los Angeles in 1982. Transferred back to Oakland in 1995.

* Overtime

Points: Seattle 886 (22.1),
Oakland 864 (21.6)

SAN DIEGO CHARGERS (18-20)

11/27/77	—	L		28-30	55,338
9/3/78	—	L		20-24	55,778
12/10/78	—	L	@	10-37	49,975
9/2/79	—	L		16-33	62,287
10/14/79	—	L	@	10-20	50,077
9/7/80	—	L		13-34	62,042
12/13/80	—	L	@	14-21	49,980
10/4/81	—	L	@	10-24	51,463
11/16/81	—	W		44-23	58,628
9/18/83	—	W		34-31	61,714
10/9/83	—	L	@	21-28	49,132
9/9/84	—	W		31-17	61,314
10/29/84	—	W	@	24-0	53,974
9/15/85	—	W	@	49-35	54,420
10/6/85	—	W		26-21	61,300
10/6/86	—	W		33-7	63,207
12/14/86	—	W	@	34-24	47,096
11/22/87	—	W		34-3	62,444
9/18/88	—	L	@	6-17	44,449
10/30/88	—	W		17-14	59,641
10/15/89	—	W	@	17-16	50,079
10/29/89	—	W		10-7	59,961
11/4/90	—	L		14-31	59,646
11/25/90	—	*W	@	13-10	50,097
10/27/91	—	W		20-9	58,025
11/10/91	—	L	@	14-17	43,597
10/4/92	—	L	@	6-17	36,783
12/27/92	—	L		14-31	49,324
9/5/93	—	L	@	12-18	58,039
10/3/93	—	W		31-14	54,778

09/18/94	—	L	+	10-24	65,536
10/30/94	—	L	@	15-35	59,001
9/10/95	—	L	@	10-14	54,420
10/22/95	—	L		25-35	45,821
9/1/96	—	L	@	7-29	58,780
10/27/96	—	W		32-13	38,143
9/21/97	—	W		26-22	51,110
11/9/97	—	W	@	37-31	64,616

* Overtime; + at Husky Stadium

Points: San Diego 816 (21.5),
Seattle 787 (20.7)

AFC CENTRAL (30-22)

BALTIMORE RAVENS (0-1)

12/7/97	—	L	@	24-31	54,395
---------	---	---	---	-------	--------

CLEVELAND BROWNS (9-4)

12/18/77	—	W		20-19	61,583
12/3/78	—	W		47-24	62,262
11/11/79	—	W	@	29-24	72,440
10/12/80	—	L		3-27	61,366
12/20/81	—	W		42-21	51,435
9/12/82	—	L		7-21	55,907
10/2/83	—	W	@	24-9	75,446
9/3/84	—	W		33-0	59,540
12/8/85	—	W		31-13	58,477
10/9/88	—	W	@	16-10	78,605
11/12/89	—	L		7-17	58,978
11/14/93	—	W		22-5	54,622
12/24/94	—	L	@	9-35	54,180

Franchise suspended in 1996.

Points: Seattle 290 (22.2),
Cleveland 225 (17.3)

CINCINNATI BENGALS (7-7)

9/25/77	—	L	@	20-42	45,579
9/6/81	—	L	@	21-27	41,177
12/26/82	—	L	@	10-24	55,330
11/18/84	—	W	@	26-6	50,280
9/8/85	—	W	@	28-24	51,625
11/16/86	—	L	@	7-34	54,410
10/11/87	—	L		10-17	31,739
12/10/89	—	W	@	24-17	54,744
10/1/90	—	W		31-16	60,135
10/6/91	—	W	@	13-7	60,010
9/6/92	—	L		3-21	57,350
9/26/93	—	W	@	19-10	46,880
11/06/94	—	*L		17-20	46,630
9/17/95	—	W		24-21	39,492

Points: Cincinnati 286 (20.4),
Seattle 253 (18.1)

JACKSONVILLE JAGUARS (1-1)

11/12/95	—	W	@	47-30	71,290
12/15/96	—	L	@	13-20	66,134

Points: Seattle 60 (30.0),
Jacksonville 50 (25.0)

PITTSBURGH STEELERS (6-5)

12/4/77	—	L	@	20-30	45,429
9/10/78	—	L	@	10-21	48,277
11/8/81	—	W		24-21	59,058
11/28/82	—	W		16-0	55,553
10/23/83	—	L		21-27	61,615
9/7/86	—	W		30-0	61,146
12/6/87	—	L	@	9-13	48,881
10/20/91	—	W	@	27-7	54,678
12/6/92	—	L	@	14-20	47,015
12/26/93	—	W		16-6	51,814
9/25/94	—	W	+	30-13	59,637

* Overtime; + at Husky Stadium

Points: Seattle 217 (19.7),
Pittsburgh 158 (14.4)

TENNESSEE OILERS (7-4)

11/20/77	—	L		10-22	61,519
10/21/79	—	W		34-14	60,705
10/5/80	—	W	@	26-7	46,860
10/11/81	—	L	@	17-35	42,671
9/19/82	—	L	@	21-23	43,117
11/13/88	—	W		27-24	60,446
12/2/90	—	*W		13-10	57,592
11/7/93	—	L	@	14-24	50,447
12/11/94	—	W	@	16-14	31,453
11/3/96	—	W		23-16	36,320
10/5/97	—	W		16-13	49,897

Franchise transferred from Houston in 1997.

* Overtime

Points: Seattle 217 (19.7),
Tennessee 202 (18.4)

AFC EAST (23-21)**BUFFALO BILLS (4-2)**

10/30/77	—	W		56-17	61,180
10/14/84	—	W		31-28	59,034
11/6/88	—	L		3-13	61,074
12/4/89	—	W		17-16	57,682
10/15/95	—	L	@	21-27	74,362
12/1/96	—	W		26-18	41,373

Points: Seattle 154 (25.7),
Buffalo 119 (19.8)

INDIANAPOLIS COLTS (2-4)

9/18/77	—	L		14-29	58,991
11/12/78	—	L		14-17	61,905
9/29/91	—	W		31-3	56,656
10/2/94	—	L	@	15-17	49,876
12/4/94	—	L		19-31	39,574
9/14/97	—	W	@	31-3	49,194

Franchise transferred from Baltimore in 1984.

Points: Seattle 124 (20.6),
Indianapolis 100 (16.7)

MIAMI DOLPHINS (2-4)

10/23/77	—	L	@	13-31	29,855
9/9/79	—	L	@	10-19	56,233
10/4/87	—	W		24-20	19,448

12/16/90	—	L	@	17-24	57,851
9/27/92	—	L		17-19	59,374
10/6/96	—	W	@	22-15	59,539

Moved from the Orange Bowl into Joe Robbie Stadium in 1987.

Points: Miami 128 (21.3),
Seattle 103 (17.2)

NEW ENGLAND PATRIOTS (7-6)

10/9/77	—	L	@	0-31	45,929
9/21/80	—	L		31-37	61,035
12/19/82	—	L		0-16	53,457
12/18/83	—	W		24-6	59,688
9/16/84	—	L	@	23-38	43,140
11/17/85	—	L		13-20	60,345
9/21/86	—	W	@	38-31	58,977
12/4/88	—	L	@	7-13	59,068
9/24/89	—	W	@	24-3	48,025
10/7/90	—	W	@	33-20	39,735
9/20/92	—	W	@	10-6	42,327
9/19/93	—	W	@	17-14	50,392
10/24/93	—	W		10-9	56,526

Points: New England 244 (18.8),
Seattle 230 (17.7)

NEW YORK JETS (8-5)

11/13/77	—	W	@	17-0	43,973
9/17/78	—	W	@	24-17	46,911
11/26/79	—	W		30-7	59,977
10/19/80	—	W	@	27-17	52,496
10/25/81	—	W	@	19-3	49,678
12/6/81	—	W		27-23	53,105
9/11/83	—	W	@	17-10	50,066
10/27/85	—	L	@	14-17	69,320
11/28/86	—	L		7-38	62,497
11/9/87	—	L	@	14-30	60,452
9/8/91	—	W		20-13	56,770
11/26/95	—	L		10-16	41,160
8/31/97	—	L		3-41	53,893

Moved from Shea Stadium into Giants Stadium in 1984.

Points: New York 232 (17.8),
Seattle 229 (17.6)

NFC WEST (10-14)**ATLANTA FALCONS (4-2)**

11/7/76	—	W		30-13	57,985
10/29/79	—	W	@	31-28	52,566
10/13/85	—	W		30-26	60,430
10/2/88	—	W	@	31-20	28,619
12/15/91	—	L	@	13-26	53,834
11/30/97	—	L		17-24	52,584

Played at Atlanta-Fulton County Stadium from 1966-91. Moved into Georgia Dome in 1992.

Points: Seattle 152 (25.3),
Atlanta 137 (22.8)

CAROLINA PANTHERS (0-0)

Have not played

NEW ORLEANS SAINTS (2-4)

11/21/76	—	L	27-51	61,865
11/18/79	—	W	38-24	60,055
11/10/85	—	W @	27-3	47,365
10/16/88	—	L	19-20	63,569
9/1/91	—	L @	24-27	68,492
11/16/97	—	*L @	17-20	50,493

*Overtime

Points: Seattle 152 (25.3),
New Orleans 145 (24.2)

ST. LOUIS RAMS (2-4)

10/31/76	—	L @	6-45	52,035
11/4/79	—	L	0-24	62,048
9/23/85	—	L	24-35	63,292
10/23/88	—	L @	10-31	57,033
12/22/91	—	W	23-9	51,100
10/19/97	—	W @	17-9	64,819

Moved from L.A. Coliseum to Anaheim Stadium in 1980. Moved from Anaheim to St. Louis in 1995.

Points: St. Louis 153 (21.9),
Seattle 80 (11.4)

SAN FRANCISCO 49ERS (2-4)

9/26/76	—	L	21-37	59,108
10/7/79	—	W @	35-24	44,592
11/25/85	—	L @	6-19	57,482
9/25/88	—	L	7-38	63,382
12/8/91	—	L	22-24	56,711
12/21/97	—	W	38-9	66,253

Points: San Francisco 151 (25.2),
Seattle 129 (21.5)

NFC CENTRAL (19-11)**CHICAGO BEARS (4-2)**

12/5/76	—	L	7-34	60,510
11/5/78	—	W @	31-29	50,697
12/12/82	—	W	20-14	52,826
9/23/84	—	W	38-9	61,520
12/20/87	—	W @	34-21	62,518
9/9/90	—	L @	0-17	64,400

Points: Seattle 130 (21.6),
Chicago 124 (20.7)

DETROIT LIONS (4-3)

10/24/76	—	L	14-41	61,280
9/24/78	—	W	28-16	56,781
12/2/84	—	W	38-17	62,441
10/18/87	—	W @	37-14	8,310
12/30/90	—	W	30-10	50,681
10/17/93	—	L @	10-30	60,801
10/17/96	—	L @	16-17	51,194

Points: Seattle 173 (24.7),
Detroit 145 (20.7)

GREEN BAY PACKERS (3-4)

10/10/76	—	L @	20-27	54,983
10/15/78	—	L @	28-45	52,712
11/1/81	—	L @	24-34	49,467

10/21/84	—	W @	30-24	52,286
11/15/87	—	W	24-13	60,963
12/9/90	—	W @	20-14	52,015
9/29/96	—	L	10-31	59,973

1981 game played at Green Bay. All others in Milwaukee.

Points: Green Bay 188 (26.9),
Seattle 156 (22.3)

MINNESOTA VIKINGS (4-2)

11/14/76	—	L @	21-27	45,087
10/8/78	—	W	29-28	62,031
9/30/84	—	W @	20-12	57,171
11/1/87	—	W	28-17	61,134
11/18/90	—	L	21-24	59,735
11/10/96	—	W	42-23	50,794

Played in Metropolitan Stadium from 1961-81. Moved into the Metrodome in 1982.

Points: Seattle 161 (26.8),
Minnesota 131 (21.8)

TAMPA BAY BUCCANEERS (4-0)

10/17/76	—	W @	13-10	43,812
10/16/77	—	W	30-23	54,783
11/20/94	—	W	22-21	37,466
9/22/96	—	W @	17-13	30,212

Points: Seattle 82 (20.5),
Tampa Bay 67 (16.8)

NFC EAST (9-23)**ARIZONA CARDINALS (0-5)**

9/12/76	—	L	24-30	58,441
11/13/83	—	L @	28-33	33,280
9/17/89	—	L	24-34	60,444
12/19/93	—	*L	27-30	45,737
10/29/95	—	*L @	14-20	39,600

Franchise transferred from St. Louis in 1988.

Points: Arizona 147 (29.4),
Seattle 117 (23.4)

DALLAS COWBOYS (1-4)

10/3/76	—	L	13-28	62,027
11/27/80	—	L @	7-51	57,540
12/4/83	—	L	10-35	63,352
11/27/86	—	W @	31-14	58,020
10/11/92	—	L @	0-27	62,311

Points: Dallas 155 (31.0),
Seattle 61 (12.2)

NEW YORK GIANTS (3-5)

11/28/76	—	L @	16-28	65,111
12/7/80	—	L	21-27	51,617
10/18/81	—	L	0-32	56,134
12/11/83	—	W @	17-12	48,942
10/19/86	—	W	17-12	62,282
11/19/89	—	L @	3-15	75,014
10/25/92	—	L @	10-23	67,399
11/5/95	—	W	30-28	42,100

Points: New York 177 (22.1),
Seattle 114 (14.3)

PHILADELPHIA EAGLES (2-4)

12/12/76	—	L	@	10-27	37,949
11/2/80	—	L		20-27	61,047
11/23/86	—	W		24-20	55,786
9/10/89	—	L	@	7-31	64,287
12/13/92	—	*L		17-20	47,492
12/3/95	—	W		26-14	39,893

Points: Philadelphia 135 (22.5),
Seattle 104 (17.3)

WASHINGTON REDSKINS (3-5)

9/19/76	—	L	@	7-31	53,174
9/28/80	—	W	@	14-0	53,263
9/25/83	—	L		17-27	60,718
9/28/86	—	L	@	14-19	54,157
12/23/89	—	L		0-29	60,294
11/8/92	—	L		3-16	53,616
9/4/94	—	W	@	28-7	52,930
11/19/95	—	W	@	27-20	51,298

Points: Washington 149 (18.6),
Seattle 110 (13.8)

YEARLY RESULTS

Year	W	L	T	Pct.	Pts	Opp	Finish	Home	Road	Div.	AFC	NFC	Post.
1976	2	12	0	.143	229	429	*5th	1-6-0	1-6-0	0-4-0	1-0-0	1-12-0	---
1977	5	9	0	.357	282	373	*4th	3-4-0	2-5-0	1-3-0	4-9-0	1-0-0	---
1978	9	7	0	.563	345	358	3rd	5-3-0	4-4-0	4-4-0	6-6-0	3-1-0	---
1979	9	7	0	.563	378	372	3rd	5-3-0	4-4-0	3-5-0	6-6-0	3-1-0	---
1980	4	12	0	.250	291	408	5th	0-8-0	4-4-0	1-7-0	3-9-0	1-3-0	---
1981	6	10	0	.375	322	388	5th	5-3-0	1-7-0	2-6-0	6-8-0	0-2-0	---
1982	4	5	0	.444	127	147	+10th	3-2-0	1-3-0	2-1-0	3-5-0	1-0-0	---
1983	9	7	0	.563	403	397	2nd	5-3-0	4-4-0	5-3-0	8-4-0	1-3-0	2-1-0
1984	12	4	0	.750	418	282	2nd	7-1-0	5-3-0	6-2-0	8-4-0	4-0-0	1-1-0
1985	8	8	0	.500	349	303	3rd	5-3-0	3-5-0	4-4-0	6-6-0	2-2-0	---
1986	10	6	0	.625	366	293	3rd	7-1-0	3-5-0	5-3-0	7-5-0	3-1-0	---
1987	9	6	0	.600	371	314	^2nd	6-2-0	3-4-0	4-3-0	5-6-0	4-0-0	0-1-0
1988	9	7	0	.563	339	329	1st	5-3-0	4-4-0	6-2-0	8-4-0	1-3-0	0-1-0
1989	7	9	0	.438	241	327	4th	3-5-0	4-4-0	4-4-0	7-5-0	0-4-0	---
1990	9	7	0	.563	306	286	3rd	5-3-0	4-4-0	4-4-0	7-5-0	2-2-0	---
1991	7	9	0	.438	276	261	4th	5-3-0	2-6-0	2-6-0	6-6-0	1-3-0	---
1992	2	14	0	.125	140	312	5th	1-7-0	1-7-0	1-7-0	2-10-0	0-4-0	---
1993	6	10	0	.375	280	314	5th	4-4-0	2-6-0	1-7-0	6-8-0	0-2-0	---
1994	6	10	0	.375	287	323	5th	3-5-0	3-5-0	2-6-0	4-10-0	2-0-0	---
1995	8	8	0	.500	363	366	3rd	5-3-0	3-5-0	3-5-0	5-7-0	3-1-0	---
1996	7	9	0	.438	317	376	5th	4-4-0	3-5-0	2-6-0	5-7-0	2-2-0	---
1997	8	8	0	.500	365	362	3rd	4-4-0	4-4-0	4-4-0	6-6-0	2-2-0	---
	156	184	0	.459	6795	7320		91-80-0	65-104-0	66-96-0	119-136-0	37-48-0	3-4-0

*Seahawks were placed in the NFC West for scheduling purposes in 1976 and played every NFC team and the Tampa Bay Buccaneers. In 1977 Seattle was in the AFC West and played every AFC team and Tampa Bay.

+Conference finish. Scheduled shortened to 9 games because of players' strike

^Scheduled shortened to 15 games because of players' strike. Game 2 (at San Diego) was cancelled and games 3-5 were played with replacement players.



Seattle's Kingdome

Versus the NFL



	— Regular Season —				Post-sea.	Pre-sea.
	Total	Home	Road	OT		
* Arizona	0-5	0-3	0-2	0-2	0-0	7-3
Arizona	0-3	0-2	0-1	0-2	0-0	5-1
St. Louis	0-2	0-1	0-1	0-0	0-0	2-2
Atlanta	4-2	2-1	2-1	0-0	0-0	2-0
^ Baltimore	0-1	0-0	0-1	0-0	0-0	0-0
Buffalo	4-2	4-1	0-1	0-0	0-0	2-0
Carolina	0-0	0-0	0-0	0-0	0-0	0-0
Chicago	4-2	2-1	2-1	0-0	0-0	1-1
Cincinnati	7-7	2-3	5-4	0-1	0-1	1-0
Cleveland	9-4	6-3	3-1	0-0	0-0	0-0
Dallas	1-4	0-2	1-2	0-0	0-0	2-0
Denver	15-26	11-10	4-16	1-4	1-0	0-4
Detroit	4-3	3-1	1-2	0-0	0-0	5-2
+ Green Bay	3-4	1-1	2-3	0-0	0-0	1-0
# Indianapolis	2-4	1-3	0-1	0-0	0-0	5-5
Indianapolis	2-2	1-1	1-1	0-0	0-0	4-5
Baltimore	0-2	0-2	0-0	0-0	0-0	1-0
Jacksonville	1-1	0-0	1-1	0-0	0-0	0-0
Kansas City	13-26	9-10	4-16	1-1	0-0	0-0
Miami	2-4	1-1	1-3	0-0	1-1	0-1
Minnesota	4-2	3-1	1-1	0-0	0-0	4-4
New England	7-6	2-3	5-3	0-0	0-0	1-1
New Orleans	2-4	0-2	2-2	0-1	0-0	1-0
N.Y. Giants	3-5	2-2	1-3	0-0	0-0	0-0
N.Y. Jets	8-5	3-3	5-2	0-0	0-0	0-0
@ Oakland	19-21	10-9	9-12	0-1	1-1	2-1
Oakland	8-7	4-3	4-4	0-0	0-0	2-1
Los Angeles	11-14	6-6	5-8	0-1	1-1	0-0
Philadelphia	2-4	2-2	0-2	0-1	0-0	0-0
Pittsburgh	6-5	5-1	1-4	0-0	0-0	0-0
% St. Louis	2-4	1-2	1-2	0-0	0-0	2-6
St. Louis	1-0	0-0	1-0	0-0	0-0	0-0
Los Angeles	1-4	1-2	0-2	0-0	0-0	2-6
San Diego	18-20	12-8	6-12	1-0	0-0	2-1
San Francisco	2-4	1-3	1-1	0-0	0-0	10-13
Tampa Bay	4-0	2-0	2-0	0-0	0-0	3-0
= Tennessee	7-4	5-1	2-3	1-0	0-1	1-0
Tennessee	1-0	1-0	0-0	0-0	0-0	0-0
Houston	6-4	4-1	2-3	1-0	0-1	1-0
Washington	3-5	0-3	3-2	0-0	0-0	0-0
TOTALS	156-184	90-79	66-105	4-11	3-4	53-42

* Includes 2 games while franchise was located in St. Louis (0-2)

^ Relocated from Cleveland in 1996. All records remain in Cleveland.

+ Includes 5 games at Milwaukee's County Stadium (3-2)

Includes 2 games while franchise was located in Baltimore (0-2)

@ Includes 25 games (11-14) while franchise was located in Los Angeles

% Includes 5 games while franchise was located in Los Angeles (1-4)

= Includes 10 games while franchise was located in Houston (6-4)

Overtime Games



OVERTIME RESULTS

10/29/78	L	17-20	Denver Broncos	62,948
11/27/83	W	51-48	Kansas City Chiefs	56,795
10/20/85	L	10-13	at Denver Broncos	74,899
10/22/89	L	21-24	Denver Broncos	62,353
09/23/90	L	31-34	at Denver Broncos	75,290
11/25/90	W	13-10	at San Diego Chargers	50,097
12/02/90	W	13-10	Houston Oilers	57,592
10/13/91	L	20-23	Los Angeles Raiders	61,974
11/30/92	W	16-13	Denver Broncos	51,612
12/13/92	L	17-20	Philadelphia Eagles	47,492
12/19/93	W	27-30	Arizona Cardinals	45,737
11/06/94	L	17-20	Cincinnati Bengals	46,630
10/19/95	L	14-20	at Arizona Cardinals	39,600
09/28/97	L	17-20	at Kansas City Chiefs	77,877
11/16/97	L	17-20	at New Orleans Saints	50,493

Denver 20, at Seattle 17 — Sunday, October 29, 1978

The Broncos Jim Turner kicked a second-chance 18-yard field goal 12:59 into overtime for the win. Turner missed an 18-yarder the play before but the Seahawks were penalized for 12 men on the field. Denver's Steve Foley intercepted a pass at the Seattle 36 to set up the drive. The Broncos had three possessions in the overtime and Seattle two.

at Seattle 51, Kansas City 48 — Sunday, November 27, 1983

Norm Johnson's third 42-yard field goal of the day, with 1:46 gone, gave the Seahawks the win in the highest-scoring game in Seattle history and the third-highest in NFL history. Seattle had the only possession in overtime, driving 24 yards in four plays. Zachary Dixon's 47-yard kickoff return to the Chiefs 48 started the drive, which featured four Curt Warner runs to the Kansas City 24 before Johnson kicked his field goal on third down. Warner set team records with 32 rushes, 207 rushing yards, and scored three touchdowns. Johnson had tied the game with two seconds left in regulation with a 42-yarder.

at Denver 13, Seattle 10 — Sunday, October 20, 1985

Rich Karlis booted a 24-yard field goal 9:19 into overtime for the win. Each team had three possessions, with the first two ending in punts. Seattle's third drive ended in Daniel Hunter's interception and 20-yard return to the Seahawks 15. Karlis booted his field goal four plays later.

Denver 24, at Seattle 21 — Sunday, October 22, 1989

David Treadwell kicked a 27-yard field goal 7:46 into overtime. Seattle won the toss and drove to the Broncos 22 where Norm Johnson's 40-yard field goal was wide left. After a Denver punt, Denver's Dennis Smith intercepted a Dave Krieg pass and returned it 28 yards to the Seattle 10, where Treadwell kicked a field goal on the next play.

at Denver 34, Seattle 31 — Sunday, September 23, 1990

David Treadwell's 25-yard field goal 9:14 into overtime capped Denver's first overtime possession. Seattle won the toss and drove to the Denver 26 where Johnson's 44-yard field goal was wide right. The Broncos then moved from their own 26 to the Seattle 8 setting up the kick.

Seattle 13, at San Diego 10 — Sunday, November 25, 1990

Norm Johnson's 40-yard field goal came 3:01 into overtime and was set up by Rufus Porter's recovery of a Nesby Glasgow forced fumble at the Chargers 23.

at Seattle 13, Houston 10 — Sunday, December 2, 1990

De ja vu. Norm Johnson's 42-yard field goal 4:25 into overtime was set up by David Wyman's recovery of a Tony Woods forced fumble at the Houston 27.

L.A. Raiders 23, at Seattle 20 — Sunday, October 13, 1991

Jeff Jaeger's 37-yard field goal 6:37 into overtime was the winner. After both team's punted on their first possession, Los Angeles' Ronnie Lott intercepted Jeff Kemp at the Seattle 19 and Jaeger kicked the game-winner on the next play.

at Seattle 16, Denver 13 — Sunday, November 30, 1992

John Kasay redeemed himself with a 32-yard field goal 11:10 into overtime as Seattle snapped an eight-game losing streak. Kasay had missed a 33-yarder on Seattle's second overtime possession. Denver had three possessions and Seattle four. The Seahawks special teams and defense set up the game-winning drive by downing a punt at the Denver 4 and holding the Broncos to no yards on three plays. Seattle drove 24 yards in four plays for the winner.

Philadelphia 20, at Seattle 17 — Sunday, December 13, 1992

Roger Ruzek's 44-yard field goal as the gun sounded ended the longest game in Seattle history (75:00). The Eagles gained 101 yards and controlled the ball for 10:02 on three overtime possessions, while holding the Seahawks to 20 yards on two.

Phoenix 30, at Seattle 27 — Sunday, December 19, 1993

Greg Davis kicked a club record and personal best 55-yard field goal on the last play of regulation and added a 41-yarder on the Cardinals only overtime possession for the win. Davis' 55-yard kick capped a 27-yard, 7-play drive after Seattle took a 27-24 lead on Rick Mirer's one-yard run with 1:22 left. Steve Beuerlein hit 5-of-6 passes on Phoenix's 57-yard, 13-play game-winning drive. It was the only possession in overtime by either team.

Cincinnati 20, at Seattle 17 — Sunday, November 6, 1994

Doug Pelfrey kicked his Cincinnati record sixth field goal of the game, a 26-yarder, 8:14 into overtime to give the winless Bengals (0-8) their first victory of the season. Pelfrey's kick came one play after quarterback Jeff Blake connected on a 76-yard pass to Darnay Scott to the Seattle 7. Each team had two possessions in the overtime. The game marked the Seahawks first game in the Kingdome, which had been undergoing ceiling tile repairs since mid-July.

at Arizona 20, Seattle 14 — Sunday, October 29, 1995

Lorenzo Lynch returned a deflected pass 72 yards for a touchdown with 3:33 left in overtime. His return ended a game that had a combined 11 turnovers, seven by Seattle, including a team record eight fumbles. Each team had chances to win late, but Seattle lost a fumble into the Cardinals end zone and had a field goal blocked while Arizona had a field goal blocked. After the block, the Seahawks moved to the Cardinals 33 where a second-and-six pass was deflected into Lynch's hand.

at Kansas City 20, Seattle 17 — Sunday, September 28, 1997

Pete Stoyanovich's 41-yard field goal with 1:56 left in overtime gave the Chiefs the win. Safety James Woods picked off a Seahawks pass and return it to midfield setting up the Chiefs game-winning drive. Marcus Allen, who'd scored two touchdowns, ran four times for eight yards on the drive, including a two-yard drive on a third-and-one play. Each team had two possessions in overtime.

at New Orleans 20, Seattle 17 — Sunday, November 16, 1997

Doug Brien's 48-yard field goal one play after Winfred Tubbs' interception gave the Saints the win 17 seconds into overtime. Tubbs picked off his pass on Seattle's first play and returned it to the Seahawks 20 setting up Brien. Both teams had chances to win late in regulation after Seattle had tied the game with 1:40 left. New Orleans drove to the Seahawks 29 with 51 seconds left, but lost a fumble. Seattle then moved to the Saints 27, but missed a 45-yard field goal with 19 seconds left.

Playoff Games



AFC Wild Card Game

Seattle Seahawks 31, Denver Broncos 7

Saturday, December 24, 1983 — Kingdome

Dave Krieg threw three touchdown passes to lead the Seahawks to a win in the first playoff game in their history. Krieg, who completed 12-of-13 passes, increased a 10-7 Seahawks halftime lead with touchdown passes on Seattle's first two second half possessions. Seattle scored on the game's opening drive on a Krieg touchdown pass. After a Denver touchdown, Seattle took the lead for good with a field goal. Krieg then opened the second half by throwing two touchdown passes. Seattle recorded three takeaways, all deep in Seahawks territory. Of Denver's 360 total yards, 140 were gained on their last two drives. Steve DeBerg, who was activated two days before the game after missing nine games with a shoulder injury, was 14-of-19 for 131 yards, before being replaced midway through the fourth quarter by rookie John Elway. Both teams had 9-7 records in the regular season with Seattle gaining the home field advantage by virtue of their win on the season's last week and Denver's loss at Kansas City.

Denver	7	0	0	0	—	7
Seattle	7	3	7	14	—	31
SEA 1	4:42	0-7	Largent 17 pass Krieg (N. Johnson kick) [8-62, 4:33]			
DEN 1	11:22	7-7	Myles 13 pass DeBerg (Karlis kick) [9-76, 4:08]			
SEA 2	5:35	7-10	N. Johnson 37 FG [9-32, 4:33]			
SEA 3	7:02	7-17	Metzelaars 5 pass Krieg (N. Johnson kick) [5-73, 3:19]			
SEA 4	0:04	7-24	Johns 18 pass Krieg (N. Johnson kick) [9-61, 4:17]			
SEA 4	5:26	7-31	Hughes 2 run (N. Johnson kick) [9-64, 4:43]			
Att.	—	60,752				

STARTERS

OFFENSE

TE	- Metzelaars
LT	- Essink
LG	- Bailey
C	- Bush
RG	- Pratt
RT	- August
TE	- Young
WR	- Largent
QB	- Krieg
RB	- Warner
FB	- C. Bryant
K	- N. Johnson

DEFENSE

LE	- Green
NT	- Nash
RE	- J. Bryant
LOLB	- Scholtz
LILB	- Norman
RILB	- Butler
ROLB	- Gaines
LCB	- Justin
RCB	- Brown
SS	- Easley
FS	- Harris
P	- West

INDIVIDUAL STATISTICS

RUSHING

Denver	Att	Yds	LG	TD
Winder	16	59	35	0
Poole	7	25	7	0
TOTAL	33	125	35	0
Seattle	Att	Yds	LG	TD
Warner	23	99	15	0
Hughes	3	16	9	1
TOTAL	38	145	15	1

PASSING

Denver	A	C	Yds	TD	I
DeBerg	19	14	131	1	1
Elway	15	10	123	0	1
TOTAL	34	24	254	1	2
Seattle	A	C	Yds	TD	I
Krieg	13	12	200	3	0
TOTAL	13	12	200	3	0

PASS RECEIVING

Denver	No	Yds	LG	TD
Myles	7	73	18	1
Watson	4	51	22	0
Poole	4	17	8	0
Simpson	3	52	31	0
TOTAL	24	254	31	1
Seattle	No	Yds	LG	TD
Largent	4	76	34	1
Warner	3	22	9	0
Johns	2	59	41	1
Young	2	38	28	0
Metzelaars	1	5	5	1

TEAM STATISTICS

	Denver	Seattle
Total First Downs	21	17
Rush/Pass/Penalty	5/14/2	8/9/0
Third Down Eff.	9/17 52.9%	5/10 50.0%
Fourth Down Eff.	1/2 50.0%	1/1 100.0%
Total Net Yards	360	324
Total Off. Plays	69	53
Avg. Per Play	5.2	6.1
Net Yards Rushing	125	145
Total Rushing Plays	33	38
Avg. Gain Per Rush	3.8	3.8
Net Yards Passing	235	179
Times Sacked/Yards Lost	2-19	2-21
Pass Atts-Comps-Ints	34-24-2	13-12-0
Avg. Gain Per Pass Play	6.5	11.9
Punts-No. and Avg.	4-47.8	3-41.7
Had Blocked	0	0
Penalties-No. and Yards	5-35	3-34
Return Yardage	128	146
Fumbles-No. and Lost	1-1	1-0
Touchdowns	1	4
Rush/Pass/Return	0/1/0	1/3/0
Extra Points Made-Atts	1-1	4-4
Field Goals Made-Att	0-0	1-1

DEFENSE

Denver — Tackles: Ryan 7. Sacks: Manor 1.0, Woodard 1.0. Interceptions: None. Forced Fumbles: None. Fumble Recoveries: None. Seattle — Tackles: Easley 11. Sacks: Clancy 1.0, Easley 1.0. Interceptions: G. Johnson 1, Justin 1. Forced Fumbles: Robinson 1. Fumble Recoveries: Moyer 1.

AFC DIVISIONAL PLAYOFFS

Seattle Seahawks 27, Miami Dolphins 20

Saturday, December 31, 1983 — Orange Bowl

Seattle scored 10 points in a 33 second span late in the fourth quarter to upset the highly favored and defending AFC Champion Dolphins at home. Trailing 20-17 with 3:43 left, Dave Krieg connected twice with Steve Largent for 16 and 40 yards to put the ball at the Dolphins two where Curt Warner scored. Sam Merriman recovered a Fulton Walker fumble on the ensuing kickoff to set up Norm Johnson's field goal. When Walker fumble the kickoff again, Seattle recovered and ran out the clock. Miami scored first, but missed the point after allowing Seattle to take a 7-6 lead on Krieg's pass to Cullen Bryant. Zachary Dixon set the score up with a 59-yard kickoff return. Dan Marino's second touchdown pass of the first half gave the Dolphins a 13-7 halftime lead. Seattle regained the lead on Warner's one yard run which was set up by John Harris' fumble recovery. Johnson then added a field goal for a 17-13 lead after Kerry Justin's interception. Krieg was intercepted off with 4:34 left setting up the Dolphins go-ahead touchdown before rebounding with his completions to Largent, who had been held without a reception. The Seattle defense forced five turnovers 70 set up 13 points. Dave Brown had 10 tackles and Keith Butler nine for Seattle. Harris had four tackles, an interception and a fumble recovery. Miami entered the game 12-4 and winners of the AFC East, while Seattle qualified as a wild card with a 9-7 mark.

Seattle			0	7	7	13	—	27
Miami			0	13	0	7	—	20
MIA	2	2:23	0-6	D. Johnson 19 pass Marino (kick blocked) [12-80, 5:44]				
SEA	2	5:41	7-6	C. Bryant 6 pass Krieg (N. Johnson kick) [6-38, 3:16]				
MIA	2	9:17	7-13	Duper 32 pass Marino (von Schamann kick) [7-74, 3:36]				
SEA	3	8:34	14-13	Warner 1 run (N. Johnson kick) [8-55, 3:53]				
SEA	4	4:18	17-13	N. Johnson 27 FG [9-40, 4:18]				
MIA	4	11:17	17-20	Bennett 2 run (von Schamann kick) [3-16, 0:51]				
SEA	4	13:12	24-20	Warner 2 run (N. Johnson kick) [5-66, 1:55]				
SEA	4	13:34	27-20	N. Johnson 37 FG [4-8, 0:24]				
Att.	—	71,032						

STARTERS

OFFENSE

TE	- Metzelaars
LT	- Essink
LG	- Bailey
C	- Bush
RG	- Pratt
RT	- August
TE	- Young
WR	- Largent
QB	- Krieg
RB	- Warner
FB	- C.Bryant
K	- N.Johnson

DEFENSE

LE	- Green
NT	- Nash
RE	- J.Bryant
L0LB	- Scholtz
L1LB	- Robinson
R1LB	- Butler
ROLB	- Gaines
LCB	- Justin
RCB	- Brown
SS	- Easley
FS	- Harris
P	- West

INDIVIDUAL STATISTICS

RUSHING

Seattle	Att	Yds	LG	TD
Warner	29	113	11	2
Bryant	5	22	6	0
TOTAL	42	151	12	2
Miami	Att	Yds	LG	TD
Nathan	8	19	9	0
Franklin	6	28	9	0
TOTAL	30	128	10	1

PASSING

Seattle	A	C	Yds	TD	I
Krieg	28	15	192	1	1
Zorn	1	0	0	0	0
TOTAL	29	15	192	1	1
Miami	A	C	Yds	TD	I
Marino	25	15	193	2	2
Clayton	1	0	0	0	0
TOTAL	26	15	193	2	2

PASS RECEIVING

Seattle	No	Yds	LG	TD
Warner	5	38	10	0
Johns	4	60	28	0
Largent	2	56	40	0
Doomink	2	26	16	0
C.Bryant	2	12	6	1
TOTAL	15	192	40	1
Miami	No	Yds	LG	TD
Duper	9	117	32	1
D. Johnson	2	29	19	1
Moore	2	26	13	0
TOTAL	15	193	32	2

TEAM STATISTICS

	Seattle	Miami
Total First Downs	21	21
Rush/Pass/Penalty	122/9/0	9/11/1
Third Down Eff.	8/17 47.1%	6/10 60.0%
Fourth Down Eff.	1/1 100.0%	0/0 0.0%
Total Net Yards	334	321
Total Off. Plays	72	56
Avg. Per Play	4.6	5.7
Net Yards Rushing	151	128
Total Rushing Plays	42	30
Avg. Gain Per Rush	3.6	4.3
Net Yards Passing	192	193
Times Sacked/Yards Lost	1/9	0/0
Pass Atts-Comps-Ints	29-15-1	26-15-2
Avg. Gain Per Pass Play	6.1	7.4
Punts-No. And Avg.	4-38.0	4-35.5
Had Blocked	0	0
Penalties-No. And Yards	2-15	5-30
Return Yardage	130	154
Fumbles-No. And Lost	0-0	3-3
Touchdowns	3	3
Rush/Pass/Return	2/1/0	1/2/0
Extra Points Made-Atts	3/3	3/3
Field Goals Made-Att	2-3	0-0
Time Of Possession	34:58	25:02

DEFENSE

Seattle — Tackles: Brown 10. Sacks: None. Interceptions: Harris 1, Justin 1. Forced Fumbles: Doomink 1, Gaines 1. Fumble Recoveries: Doomink 1, Harris 1, Merriman 1.
Miami — Tackles: Baumhower 13. Sacks: Baumhower 1.0. Interceptions: Small 1. Forced Fumbles: None. Fumble Recoveries: None.

AFC CHAMPIONSHIP GAME

Los Angeles Raiders 30, Seattle Seahawks 14

Sunday, January 8, 1984 — Memorial Coliseum

The Raiders stopped the Seahawks dream of a trip to the Super Bowl with a convincing 30-14 win in Seattle's first appearance in the AFC championship game. The Raiders, who compiled an AFC-best 12-4 record during the regular season, jumped to a 27-0 lead and were never threatened. Frank Hawkins rushed for a pair of touchdowns and Chris Bahr had two field goals in the first half, which saw Los Angeles score 17 points in the last 4:17 of the second quarter. Key was a 49-yard Malcolm Barnwell pass reception setting up a touchdown and a Mike Davis interception which led to a Bahr field goal. The Raiders held a 226-16 yard advantage at halftime, including holding Seattle to a -9 yards passing. The Raiders had run 36 plays to Seattle's 23. Marcus Allen extended the Raiders lead to 27-7 with a third quarter touchdown reception. The Seahawks scored two late touchdowns sandwiched around another Bahr field goal for the final margin. Los Angeles controlled the ball for 37:06 and out-gained Seattle 401 yards to 167. Seattle suffered five interceptions and allowed four sacks. Allen accounted for 216 total yards from scrimmage, rushing for 154 and catching seven passes for 62. The Raiders were playing in their 11th AFL/AFC title game and won for the fourth time to earn a berth in Super Bowl XVIII. Los Angeles went on to defeat the defending world champion Washington Redskins, 38-9, in the Super Bowl.

Seattle		0	0	7	7	—	14
Los Angeles		3	17	7	3	—	30
LA	1	6:13	0-3	Bahr 20 FG [6-23, 2:43]			
LA	2	10:43	0-10	Hawkins 1 run (Bahr kick) [9-61, 4:40]			
LA	2	13:54	0-17	Hawkins 5 run (Bahr kick) [4-60, 1:26]			
LA	2	14:57	0-20	Bahr 45 FG [5-33, 0:38]			
LA	3	8:11	0-27	Allen 3 pass Plunkett (Bahr kick) [2-46, 1:09]			
SEA	3	10:59	7-27	Doomink 11 pass Zorn (N. Johnson kick) [10-74, 4:01]			
LA	4	11:03	7-30	Bahr 35 FG [7-19, 3:49]			
SEA	4	13:44	14-30	Young 9 pass Zorn (N. Johnson kick) [9-71, 2:41]			
Att.	—	88,734					

STARTERS

OFFENSE

TE	- Metzelaars
LT	- Essink
LG	- Bailey
C	- Bush
RG	- Pratt
RT	- August
TE	- Young
WR	- Largent
QB	- Krieg
RB	- Warner
FB	- C.Bryant
K	- N.Johnson

DEFENSE

LE	- Green
NT	- Nash
RE	- J.Bryant
L.OLB	- Scholtz
LILB	- Robinson
RILB	- Butler
R.OLB	- Gaines
LCB	- Justin
RCB	- Brown
SS	- Easley
FS	- Harris
P	- West

INDIVIDUAL STATISTICS

RUSHING

Seattle	Att	Yds	LG	TD
Warner	11	26	7	0
Hughes	3	14	8	0
TOTAL	18	65	10	0
Los Angeles	Att	Yds	LG	TD
Allen	25	154	43	0
Hawkins	10	24	8	2
Plunkett	7	26	10	0
TOTAL	46	205	43	2

PASSING

Seattle	A	C	Yds	TD	I
Krieg	9	3	12	0	3
Zorn	27	14	134	2	2
TOTAL	36	17	146	2	5
Los Angeles	A	C	Yds	TD	I
Plunkett	24	17	214	1	2
TOTAL	24	17	214	1	2

PASS RECEIVING

Seattle	No	Yds	LG	TD
Doomink	6	48	12	1
Johns	5	49	14	0
Largent	2	25	14	0
Warner	2	10	12	0
TOTAL	17	146	14	2
Los Angeles	No	Yds	LG	TD
Allen	7	62	16	1
Barnwell	5	116	49	0
Christensen	3	14	6	0
Branch	2	22	11	0
TOTAL	17	214	49	1

TEAM STATISTICS

	Seattle	Los Angeles
Total First Downs	16	21
Rush/Pass/Penalty	4/10/2	10/11/0
Third Down Eff.	2/12 16.7%	9/16 56.3%
Fourth Down Eff.	1/2 50.0%	0/1 0.0%
Total Net Yards	167	401
Total Off. Plays	58	72
Avg. Per Play	2.9	5.6
Net Yards Rushing	65	205
Total Rushing Plays	18	46
Avg. Gain Per Rush	2.9	5.6
Net Yards Passing	102	196
Times Sacked/Yards Lost	4/44	2/18
Pass Atts-Comps-Ints	37-17-5	24-17-2
Avg. Gain Per Pass Play	2.6	7.5
Punts-No. And Avg.	5-32.0	2-34.0
Penalties-No. And Yards	2-20	7-53
Return Yardage	144	100
Fumbles-No. And Lost	1-0	3-2
Touchdowns	2	3
Rush/Pass/Return	0/2/0	2/1/0
Extra Points Made-Atts	2/2	3/3
Field Goals Made-Att	0-0	3-3
Time Of Possession	22:54	37:06

DEFENSE

Seattle — Tackles: Nash 11, Butler 10. Sacks: Dufek 1.0, Gaines 1.0. Interceptions: G.Johnson 1, Scholtz 1. Forced Fumbles: Green 1, Scholtz 1. Fumble Recoveries: Bryant 2.
 Los Angeles — Tackles: Squirek 7. Sacks: Townsend 2.0, Martin 1.0, Pickel 1.0. Interceptions: M.Davis 2, Hayes 1, McElroy 1, Millen 1. Forced Fumbles: Millen 1. Fumble Recoveries: None.

AFC WILD CARD GAME

Seattle Seahawks 13, Los Angeles Raiders 7

Sunday, December 22, 1984 — Kingdome

Dan Doornink rushed for a career-high 123 yards to help the Seahawks eliminate the defending Super Bowl champion Raiders. Seattle took a 7-0 lead into halftime on Dave Krieg's 26-yard second quarter touchdown pass to Daryl Turner. Seattle rushed for 34 yards on the 93 yard drive, which was keyed by a 23-yard pass interference penalty on Los Angeles' Lester Hayes putting the ball at the Raiders 33. Doornink contributed 18 yards on a third quarter drive to Norm Johnson's 35-yard field goal. That drive was set up by Keith Simpson's recovery of a Bruce Scholtz forced fumble at the Raiders 38. Johnson upped the lead to 13-0 with a 44-yard fourth quarter field goal. The Raiders broke into the scoring column on Jim Plunkett's 46-yard touchdown pass to Marcus Allen with 5:05 left. Seattle ran the clock down to 45 seconds on their next drive behind the running of Doornink, who carried four times for 13 yards, including a five-yard run on a third-and-two. He also contributed a 14-yard reception. The Raiders last drive ended with Kenny Easley's interception with four seconds left. Doornink, a seven-year veteran, had started only three times in the regular season and rushed for 215 yards. He contributed 82 of his total in the second half. The Seattle defense limited Los Angeles to 240 total yards, recorded six sacks, and forced three turnovers. Jacob Green had 2.5 of the sacks. Keith Butler had nine tackles, including a sack. Bill Pickel had 15 tackles and Vann McElroy 11 for the Raiders. Seattle played the game without starting left tackle Ron Essink (flu) and started Sid Abramowitz, who one career start, in his place. Seattle's reliance on the running caused the Raiders to switch to a 4-4 defense for most of the second half, removing Hayes for an extra linebacker.

Los Angeles	0	0	0	7	—	7
Seattle	0	7	3	3	—	13
SEA 2	10:41	0-7	Turner 26 pass Krieg (Johnson kick) [9-93, 5:05]			
SEA 3	13:31	0-10	Johnson 35 FG [7-21, 2:33]			
SEA 4	4:10	0-13	Johnson 44 FG [5-23, 2:27]			
LA 4	9:55	7-13	Allen 46 pass Plunkett (Bahr kick) [7-78, 1:17]			
Att.	—	62,049				

STARTERS

OFFENSE

TE	- Tice
LT	- Abramowitz
LG	- Bailey
C	- Bush
RG	- Pratt
RT	- Cryder
TE	- Young
WR	- Largent
QB	- Krieg
RB	- Doornink
FB	- Hughes
K	- N.Johnson

DEFENSE

LE	- Green
NT	- Nash
RE	- J.Bryant
LOLB	- Scholtz
LILB	- Robinson
RILB	- Butler
ROLB	- Gaines
LCB	- Simpson
RCB	- Brown
SS	- Easley
FS	- Harris
P	- West

INDIVIDUAL STATISTICS

RUSHING

Los Angeles	Att	Yds	LG	TD
Allen	17	61	15	0
Hawkins	6	34	11	0
TOTAL	25	105	15	0
Seattle	Att	Yds	LG	TD
Doornink	27	123	14	0
Hughes	14	54	12	0
Lane	4	17	8	0
Krieg	3	10	13	0
TOTAL	49	202	14	0

PASSING

Los Angeles	A	C	Yds	TD	I
Plunkett	27	14	184	1	2
TOTAL	27	14	184	1	2
Seattle	A	C	Yds	TD	I
Krieg	10	4	70	1	0
TOTAL	10	4	70	1	0

PASS RECEIVING

Los Angeles	No	Yds	LG	TD
Allen	5	90	46	1
Hawkins	6	27	12	0
Barnwell	3	34	18	0
2 players with	1			
TOTAL	25	105	15	1
Seattle	No	Yds	LG	TD
Turner	1	26	26	1
Tice	1	20	20	0
Doornink	1	14	14	0
Hughes	1	10	10	0
TOTAL	4	70	26	1

TEAM STATISTICS

	Los Angeles	Seattle
Total First Downs	14	17
Rush/Pass/Penalty	5/8/1	12/4/1
Third Down Eff.	4/13 30.8%	2/13 15.4%
Fourth Down Eff.	0/0 0.0%	0/0 0.0%
Total Net Yards	240	248
Total Off. Plays	58	61
Avg. Per Play	4.1	4.1
Net Yards Rushing	105	202
Total Rushing Plays	25	49
Avg. Gain Per Rush	4.2	4.1
Net Yards Passing	135	46
Times Sacked/Yards Lost	6/49	2/24
Pass Atts-Comps-Ints	27-14-2	10-4-0
Avg. Gain Per Pass Play	4.1	3.8
Punts-No. And Avg.	8-41.9	8-37.8
Penalties-No. And Yards	8-68	7-55
Return Yardage	33	111
Fumbles-No. And Lost	2-1	0-0
Touchdowns	1	1
Rush/Pass/Return	0/1/0	0/1/0
Extra Points Made-Atts	1/1	1/1
Field Goals Made-Att	0-0	2-2
Time Of Possession	25:41	34:19

DEFENSE

Los Angeles — Tackles: McElroy 11. Sacks: Alzado 2.0. Interceptions: None. Forced Fumbles: None. Fumble Recoveries: None.
 Seattle — Tackles: Butler 9, Green 9. Sacks: Green 2.5, Butler 1.0, Fanning 1.0, Mangiero 1.0, Bryant 0.5. Interceptions: Easley 1, Harris 1. Forced Fumbles: Butler 1, Scholtz 1. Fumble Recoveries: Simpson 1.

AFC DIVISIONAL PLAYOFFS

Miami Dolphins 31, Seattle Seahawks 10

Saturday, December 29, 1984 — Orange Bowl

Dan Marino threw three touchdown passes to lead the Dolphins to a divisional playoff win in the Orange Bowl. The means Miami, which had the AFC's best regular season record, 14-2, will host the AFC Championship Game. Seattle, which finished the regular season a franchise best 12-4, was eliminated. The win also avenged a 27-20 Seahawks win in the divisional round of the 1983 AFC playoffs. Marino threw two of his scoring passes in the third quarter to break open what had been a 14-10 Miami halftime lead. Marino, who set an NFL record with 48 touchdown passes during the season, was 7-of-8 for 5 yard on the first scoring drive. On the second, he found Mark Clayton two plays after a short punt gave Miami the ball at the Seattle 33. Uwe von Schamann closed out the scoring with a fourth quarter field goal. Miami struck first on their second possession as Tony Nathan scored on a 14-yard run. After Seattle closed to 7-3, Marino found Jimmy Cefalo for a 34-yard touchdown on the Dolphins' next possession, one play after a Seattle interception was nullified by an off-sides penalty. Seattle closed to 14-10 on Dave Krieg's 56-yard touchdown pass to Steve Largent with 3:23 left in the half. Miami gained 405 yards as Marino passed for 262. Seattle's John Harris, a Miami native, picked off two passes in the first half. His 32-yard return with the first set up a field goal. He returned the second 13 yards to the Miami 45, but the Dolphins held, forcing a punt.

Seattle	0	10	0	0	—	10
Miami	7	7	14	3	—	31
MIA 1	10:51	0-7	Nathan 14 run (von Schamann kick) [8-68, 4:01]			
SEA 2	1:24	3-7	Johnson 27 FG [7-29, 3:08]			
MIA 2	4:07	3-14	Cefalo 34 pass Marino (von Schamann kick) [4-60, 2:43]			
SEA 2	11:37	10-14	Largent 56 pas Krieg (Johnson kick) [4-70, 1:47]			
MIA 3	10:35	10-21	Hardy 3 pass Marino (von Schamann kick) [13-76, 5:40]			
MIA 3	12:35	10-28	Clayton 33 Marino (von Schamann kick) [2-33, 0:46]			
MIA 4	3:32	10-31	von Schamann 37 FG (8-69, 3:55]			
Att. —	73,469					

STARTERS

OFFENSE

TE	- Tice
LT	- Essink
LG	- Bailey
C	- Bush
RG	- Pratt
RT	- Cryder
TE	- Young
WR	- Largent
QB	- Krieg
RB	- Doormink
FB	- Hughes
K	- N.Johnson

DEFENSE

LE	- Green
NT	- Nash
RE	- J.Bryant
LOLB	- Scholtz
LILB	- Robinson
RILB	- Butler
ROLB	- Gaines
LCB	- Simpson
RCB	- Brown
SS	- Easley
FS	- Harris
P	- West

INDIVIDUAL STATISTICS

RUSHING

Seattle	Att	Yds	LG	TD
Doormink	10	35	8	0
Hughes	7	14	7	0
TOTAL	18	51	8	0
Miami	Att	Yds	LG	TD
Nathan	18	76	14	1
Bennett	11	41	14	0
P. Johnson	6	22	11	0
TOTAL	36	143	14	1

PASSING

Seattle	A	C	Yds	TD	I
Krieg	35	20	234	1	0
TOTAL	35	20	234	1	0
Miami	A	C	Yds	TD	I
Marino	34	21	262	3	2
TOTAL	34	21	262	3	2

PASS RECEIVING

Seattle	No	Yds	LG	TD
Largent	6	128	56	1
Doormink	6	23	9	0
Turner	3	38	21	0
Skansi	2	31	24	0
TOTAL	4	70	26	1
Miami	No	Yds	LG	TD
Clayton	5	75	33	1
Nathan	4	20	12	0
Hardy	3	48	32	1
Duper	3	32	15	0
2 players with	2			
TOTAL	21	262	34	3

TEAM STATISTICS

	Seattle	Miami
Total First Downs	8	22
Rush/Pass/Penalty	2/6/0	8/12/2
Third Down Eff.	5/15 33.3%	4/13 31.3%
Fourth Down Eff.	0/1 0.0%	1/1 100.0%
Total Net Yards	267	405
Total Off. Plays	55	70
Avg. Per Play	4.9	5.8
Net Yards Rushing	51	143
Total Rushing Plays	18	36
Avg. Gain Per Rush	4.9	5.8
Net Yards Passing	216	262
Times Sacked/Yards Lost	2/18	0/0
Pass Atts-Comps-Ints	35-20-0	34-21-2
Avg. Gain Per Pass Play	5.8	7.7
Punts-No. And Avg.	7-37.0	3-37.0
Had Blocked	0	0
Penalties-No. And Yards	4-20	1-5
Return Yardage	127	81
Fumbles-No. And Lost	1-1	0-0
Touchdowns	1	4
Rush/Pass/Return	0/1/0	1/3/0
Extra Points Made-Atts	1/1	4/4
Field Goals Made-Att	1-2	1-3
Time Of Possession	24:12	35:48

DEFENSE

Seattle — Tackles: Butler 8, Easley 8. Sacks: None. Interceptions: Harris 2. Forced Fumbles: None. Fumble Recoveries: None.
Miami — Tackles: M. Brown 10. Sacks: Brudzinski 1.0, Betters 1.0. Interceptions: None. Forced Fumbles: McNeil 1. Fumble Recoveries: Benson 1.

AFC WILD CARD PLAYOFFS

Houston Oilers 23, Seattle Seahawks 20 (overtime)

Sunday, January 3, 1988 — Astrodome

Tony Zendejas' 42-yard field goal 8:05 into overtime gave the Oilers the win over the Seahawks in Houston's first playoff game since 1980. The win puts the Oilers in the divisional playoffs at the Denver Broncos. Zendejas' kick capped a 61-yard drive on the Oilers first overtime possession. Warren Moon completed 3-of-4 passes on the drive's first five plays, for 37 yards, before Mike Rozier ran six times for 27 yards setting up Zendejas. Seattle forced overtime with an 80-yard drive that ended with Steve Largent's touchdown reception from Dave Krieg with 26 seconds left. The drive, which was set up a miss by Zendejas from 29 yards, featured a fourth-and-10 third-a-10 conversions from Krieg, was only 4-of-10 on the drive, but accounted for all 80 yards. Seattle won the overtime coin toss, but was forced to punt after three plays. Playing without Curt Warner (ankle), the NFL's third-leading rusher, Seattle was out-gained 437-250, including 178-29 on the ground. Houston held the ball for 47:44 compared to Seattle's 20:21. Despite this, the Seahawks grabbed a 7-0 lead just 3:16 into the game. Melvin Jenkins picked off a pass on Houston's third play setting up a Krieg touchdown pass. Zendejas had a pair of field goals around a Rozier touchdown. After two Johnson field goals tied the score, Moon threw a touchdown pass to Willie Drewrey, the first of his career, for a 20-13 lead.

Seattle	7	3	3	7	0	—	20
Houston	3	10	7	0	3	—	23
SEA 1	3:16	7-0	Largent 20 pass Krieg (Johnson kick) [3-54, 1:38]				
HOU 1	10:16	7-3	Zendejas 47 FG [11-51, 7:00]				
HOU 2	1:43	7-10	Rozier 1 run (Zendejas kick) [9-48, 4:20]				
HOU 2	8:11	7-13	Zendejas 49 FG [7-27, 4:33]				
SEA 2	11:50	10-13	Johnson 33 FG [4-4, 0:48]				
SEA 3	6:37	13-13	Johnson 41 FG [6-16, 2:16]				
HOU 3	12:26	13-20	Drewrey 29 pass Moon (Zendejas kick) [9-84, 5:49]				
SEA 4	14:34	20-20	Largent 12 pass Krieg (Johnson kick) [10-80, 1:21]				
HOU 5	8:05	20-23	Zendejas 42 FG (12-61, 6:53)				
Att.	—	49,622					

STARTERS

OFFENSE

WR	- Butler
LT	- Mattes
LG	- Bailey
C	- Feasel
RG	- Millard
RT	- Wilson
TE	- Tice
WR	- Largent
QB	- Krieg
RB	- Williams
FB	- Burse
K	- N.Johnson

DEFENSE

LE	- Green
NT	- Nash
RE	- J.Bryant
LOLB	- Scholtz
LILB	- Young
RILB	- Bosworth
ROLB	- Gaines
LCB	- Jenkins
RCB	- Hunter
SS	- Easley
FS	- Robinson
P	- West

INDIVIDUAL STATISTICS

RUSHING

Seattle	Att	Yds	LG	TD
Williams	7	27	10	0
Morris	4	2	4	0
TOTAL	11	29	10	0
Houston	Att	Yds	LG	TD
Highsmith	12	74	16	0
Rozier	21	66	11	1
Pinkett	11	29	5	0
TOTAL	50	178	16	1

PASSING

Seattle	A	C	Yds	TD	I
Krieg	38	16	237	2	0
Williams	1	0	0	0	0
TOTAL	39	16	237	2	0
Houston	A	C	Yds	TD	I
Moon	32	21	273	1	1
TOTAL	32	21	273	1	1

PASS RECEIVING

Seattle	No	Yds	LG	TD
Largent	7	132	33	2
Butler	3	73	32	0
Williams	2	5	3	0
Skansi	2	13	7	0
TOTAL	16	237	33	2
Houston	No	Yds	LG	TD
Givins	7	89	19	0
D. Hill	6	84	15	0
Drewrey	3	62	29	1
Highsmith	2	17	11	0
TOTAL	21	273	29	1

TEAM STATISTICS

	Seattle	Houston
Total First Downs	11	27
Rush/Pass/Penalty	1/10/0	9/18/0
Third Down Eff.	2/12 16.7%	10/18 55.6%
Fourth Down Eff.	1/1 100.0%	0/0 0.0%
Total Net Yards	250	437
Total Off. Plays	52	84
Avg. Per Play	4.8	5.2
Net Yards Rushing	29	178
Total Rushing Plays	11	50
Avg. Gain Per Rush	2.6	3.6
Net Yards Passing	221	259
Times Sacked/Yards Lost	2/16	2/14
Pass Atts-Comps-Ints	39-16-0	32-21-1
Avg. Gain Per Pass Play	5.3	7.6
Punts-No. And Avg.	7-44.3	3-35.0
Penalties-No. And Yards	3-20	4-25
Return Yardage	226	92
Fumbles-No. And Lost	1-1	2-1
Touchdowns	2	2
Rush/Pass/Return	0/2/0	1/1/0
Extra Points Made-Atts	2/2	2/2
Field Goals Made-Att	2-2	3-5
Time Of Possession	20:21	47:44

DEFENSE

Seattle — Tackles: Bosworth 17, Robinson 15, Easley 12, Jenkins 12, Young 12. Sacks: Bryant 1.0, Gaines 1.0. Interceptions: Jenkins 1. Forced Fumbles: Young 1. Fumble Recoveries: Young 1.
Houston — Tackles: Bostic 5, Childress 5, Meads 5. Sacks: Childress 1.0, Lyles 0.5, Meads 0.5. Interceptions: None. Forced Fumbles: None. Fumble Recoveries: Bostic 1.

AFC DIVISIONAL PLAYOFFS

Cincinnati Bengals 21, Seattle Seahawks 13

Saturday, December 31, 1988 — Riverfront Stadium

In a matchup of division winners, the Bengals used the running of rookie Ickey Woods to defeat the Seahawks in Riverfront Stadium. With the win, Cincinnati earned the right to host the AFC Championship Game. Woods rushed for 126 of the Bengals 254 yards helping set up two short Stanley Wilson touchdown runs. Woods scored on third short run to give the Bengals a 21-0 halftime lead. Cincinnati rushed for 165 yards in the half, 70 by Woods and 60 by James Brooks, and controlled the ball for 20:35. The Seahawks scored first in the fourth quarter after Joe Nash recovered a Jacob Green forced fumble on the Bengals 31. Dave Krieg passed seven yards to John L. Williams for the score. After a punt, Seattle drove 69 yards capped by Krieg's one-yard run, but missed the extra point, to trail by eight. Seattle out-gained the Bengals 245-116 in the second half. Williams caught 11 passes for 137 yards for the Seahawks, both team postseason records. The 11 receptions was also the third most in a postseason game in NFL history. The Seahawks were hampered by an ankle injury suffered by Curt Warner in the season finale the Los Angeles Raiders, which held him to 11 yards on eight carries. The Bengals earned the right to host the game after posting an AFC-best 12-4. Seattle was 9-7 and won their first AFC West title. Cincinnati went on to defeat the Buffalo Bills and represented the AFC in Super Bowl XXIII.

Seattle	0	0	0	13	—	13
Cincinnati	7	14	0	0	—	21
CIN 1	5:59	0-7	Wilson 3 run (Breech kick) [11-85, 5:41]			
CIN 2	3:25	0-14	Wilson 3 run (Breech kick) [7-75, 5:32]			
CIN 2	7:20	0-21	Woods 1 run (Breech kick) [5-56, 3:00]			
SEA 4	3:20	7-21	Williams 7 pass Krieg (Johnson kick) [5-31, 1:44]			
SEA 4	8:55	13-21	Krieg 1 run (kick wide right) [9-69, 3:33]			
Att. —	58,560					

STARTERS

OFFENSE

WR	-	Blades
LG	-	Mattes
LT	-	Bailey
C	-	Bush
RG	-	Millard
RT	-	Wilson
TE	-	Tice
WR	-	Largent
QB	-	Krieg
RB	-	Warner
FB	-	Williams
K	-	Johnson

DEFENSE

LE	-	Green
NT	-	Nash
RE	-	J.Bryant
LOLB	-	Scholtz
LILB	-	Comeaux
RILB	-	Wyman
ROLB	-	Woods
LCB	-	Taylor
RCB	-	Jenkins
SS	-	Moyer
FS	-	Robinson
P	-	West

INDIVIDUAL STATISTICS

RUSHING

Seattle	Att	Yds	LG	TD
Warner	8	11	8	0
Williams	7	10	3	0
TOTAL	16	22	8	1
Cincinnati	Att	Yds	LG	TD
Woods	23	126	30	1
Brooks	13	72	26	0
Wilson	7	45	20	2
TOTAL	47	254	30	3

PASSING

Seattle	A	C	Yds	TD	I
Krieg	50	24	297	1	2
TOTAL	50	24	297	1	2
Cincinnati	A	C	Yds	TD	I
Esiason	19	7	108	0	0
TOTAL	19	7	108	0	0

PASS RECEIVING

Seattle	No	Yds	LG	TD
Williams	11	137	37	1
Blades	5	78	24	0
Butler	2	40	32	0
Largent	2	17	12	0
TOTAL	24	297	37	1
Cincinnati	No	Yds	LG	TD
Holman	3	44	24	0
Collinsworth	1	30	30	0
Brown	1	23	23	0
Brooks	1	9	9	0
Riggs	1	2	2	0
TOTAL	7	108	30	0

TEAM STATISTICS

Seattle	Cincinnati
19	22
1/16/2	17/5/0
2/12 16.7%	6/13 44.62%
2/4 50.0%	0/1 0.0%
294	345
69	68
4.3	5.1
22	254
16	47
1.4	5.4
297	108
3/25	2/17
50-24-2	19-7-0
5.3	4.3
6-44.1	6-46.0
0	0
5-45	2-29
96	73
1-1	3-2
2	3
1/1/0	3/0/0
2-3	4-4
0-0	0-0
24:41	35:19

DEFENSE

Seattle — Tackles: Robinson 11. Sacks: Clarke 1.0, Green 1.0. Interceptions: None. Forced Fumbles: Clarke 1, Green 1. Fumble Recoveries: Jenkins 1, Nash 1.
Cincinnati — Tackles: Krumrie 7. Sacks: Buck 1.0, Skow 1.0, Williams 1.0. Interceptions: Thomas 1, Wilcots 1. Forced Fumbles: Krumrie 1. Fumble Recoveries: Skow 1.

Preseason Results



1976

Preseason (1-5)

Sun.	8/1	L	20-27	San Francisco 49ers	60,825
Sat.	8/7	L	16-27	Chicago Bears (Spokane, Washington)	14,484
Sat.	8/14	L	13-16	L.A. Rams	62,532
Sat.	8/21	L	7-52	at Denver Broncos	22,887
Sun.	8/29	W	17-16	San Diego Chargers	59,092
Sat.	9/4	L	28-45	at Oakland Raiders	51,487

1977

Preseason (3-3)

Sun.	8/7	W	34-24	at San Francisco 49ers	38,024
Sat.	8/13	W	23-17 (ot)	Dallas Cowboys	58,789
Thur.	8/18	W	12-10	Oakland Raiders	62,187
Sat.	8/27	L	14-16	Detroit Lions	56,345
Fri.	9/2	L	10-27	Denver Broncos	54,916
Sun.	9/11	L	20-38	at San Diego Chargers	27,505

1978

Preseason (3-1)

Fri.	8/4	W	17-9	San Diego Chargers	58,853
Sat.	8/12	W	20-6	at San Francisco 49ers	36,069
Thur.	8/17	L	7-26	L.A. Rams	63,235
Thur.	8/24	W	16-7	Chicago Bears	54,844

1979

Preseason (3-1)

Thur.	8/2	W	12-9 (ot)	Minnesota Vikings	60,881
Sun.	8/12	W	27-17	Dallas Cowboys	59,960
Sat.	8/18	L	17-21	at L.A. Rams	46,083
Fri.	8/24	W	55-20	San Francisco 49ers	59,941

1980

Preseason (3-1)

Thur.	8/7	W	14-10	Atlanta Falcons	59,555
Mon.	8/18	L	7-24	Miami Dolphins	59,550
Sat.	8/23	W	10-7	at San Francisco 49ers	41,841
Fri.	8/29	W	30-23	New England Patriots	56,947

1981

Preseason (1-3)

Wed.	8/5	L	24-27 (ot)	San Francisco 49ers	56,958
Fri.	8/14	L	21-30	St. Louis Cardinals	55,520
Sat.	8/22	L	17-24	at San Francisco 49ers	37,563
Fri.	8/28	W	31-17	Baltimore Colts	55,794

1982

Preseason (1-3)

Fri.	8/13	W	14-0	St. Louis Cardinals	55,575
Sat.	8/21	L	3-7	at Minnesota Vikings	57,880
Sat.	8/28	L	13-23	at L.A. Rams	54,537
Fri.	9/3	L	13-17	San Francisco 49ers	57,839

1983

Preseason (2-2)

Fri.	8/5	L	7-10	at Denver Broncos	53,887
Fri.	8/12	W	38-21	Green Bay Packers	54,443
Fri.	8/19	L	17-19	Minnesota Vikings	54,402
Sat.	8/27	W	20-6	at San Francisco 49ers	47,074

1984

Preseason (4-1)

Sat.	7/28	W	38-0	Tampa Bay Buccaneers (Hall of Fame Game, Canton, Ohio)	22,250
Sat.	8/4	W	7-3	Buffalo Bills	53,360
Sat.	8/11	W	28-24	at Detroit Lions	41,414
Fri.	8/17	W	17-7	St. Louis Cardinals	53,772
Fri.	8/24	L	7-17	at San Francisco 49ers	49,219

1985

Preseason (2-2)

Sat.	8/10	L	7-19	at Indianapolis Colts	60,014
Fri.	8/16	W	28-3	Detroit Lions	57,751
Sat.	8/24	W	27-10	at Minnesota Vikings	56,562
Fri.	8/30	L	21-23	San Francisco 49ers	60,403

1986

Preseason (2-2)

Fri.	8/8	W	21-14	Indianapolis Colts	55,443
Fri.	8/15	L	27-30 (ot)	at Detroit Lions	37,875
Fri.	8/22	W	27-17	Minnesota Vikings	57,730
Fri.	8/29	L	10-21	at San Francisco 49ers	52,419

1987

Preseason (2-2)

Thur.	8/13	L	14-23	at L.A. Rams	57,772
Sat.	8/22	L	21-28	at St. Louis Cardinals	25,309
Fri.	8/28	W	38-10	Detroit Lions	59,695
Fri.	9/4	W	34-10	San Francisco 49ers	59,653

1988

Preseason (3-1)

Thur.	8/4	W	21-14	Phoenix Cardinals	54,778
Thur.	8/11	W	16-13 (ot)	at Detroit Lions	37,993
Fri.	8/19	W	30-13	Buffalo Bills	57,000
Fri.	8/26	L	21-27	at San Francisco 49ers	53,357

1989

Preseason (3-1)

Fri.	8/11	W	16-10 (ot)	at Phoenix Cardinals	37,158
Sat.	8/19	L	12-17	New England Patriots at St. Louis, Missouri	48,746
Fri.	8/25	W	13-7	Detroit Lions	55,829
Fri.	9/1	W	28-17	San Francisco 49ers	58,641

1990

Preseason (4-1)

Sat.	8/4	L	7-10	Denver Broncos (American Bowl at Tokyo, Japan)	48,827
Sat.	8/11	W	34-9	at Phoenix Cardinals	31,316
Fri.	8/17	W	13-10	Indianapolis Colts	52,475
Fri.	8/24	W	10-3	Tampa Bay Buccaneers	52,301
Fri.	8/31	W	30-10	at San Francisco 49ers	55,269

1991

Preseason (2-2)

Sat.	8/3	L	13-31	Phoenix Cardinals	49,448
Sat.	8/10	W	17-7	at Indianapolis Colts	47,943
Sat.	8/17	W	23-7	at L.A. Rams	47,834
Fri.	8/23	L	16-28	San Francisco 49ers	54,111

1992

Preseason (2-2)

Thur.	8/6	L	7-21	L.A. Rams	52,360
Sat.	8/15	W	27-10	at Indianapolis Colts	43,272
Sat.	8/22	W	17-10	Phoenix Cardinals	51,007
Fri.	8/29	L	17-24	at San Francisco 49ers	52,822

1993

Preseason (2-2)

Sat.	8/7	L	13-16 (ot)	Indianapolis Colts	45,055
Sat.	8/14	L	10-23	at Minnesota Vikings	42,240
Sat.	8/21	W	30-0	San Francisco 49ers	51,086
Sat.	8/28	W	20-10	at Houston Oilers	43,678

1994

Preseason (2-2)

Fri.	8/5	L	9-13	at Indianapolis Colts	40,469
Sat.	8/13	W	29-6	*Tampa Bay Buccaneers	43,633
Sat.	8/20	W	30-19	*Minnesota Vikings	45,497
Fri.	8/26	L	9-13	at San Francisco 49ers	54,004

*home games played at Husky Stadium

1995

Preseason (2-2)

Sat.	8/5	W	34-20	St. Louis Cardinals	35,607
Sat.	8/12	L	17-20	Indianapolis Colts	38,006
Sun.	8/20	W	24-19	at New Orleans Saints	38,228
Fri.	8/26	L	7-17	at San Francisco 49ers	53,280

1996

Preseason (3-1)


Sat.	8/3	W	19-17	Atlanta Falcons	30,284
Thur.	8/8	W	24-19	at Oakland Raiders	38,219
Sat.	8/17	L	13-15	at Indianapolis Colts	38,930
Fri.	8/23	W	20-3	San Francisco 49ers	38,144

1997

Preseason (3-2)

Sat.	7/26	L	26-28	Minnesota Vikings	23,846
Sat.	8/2	W	34-6	Arizona Cardinals	49,445
Sat.	8/9	L	17-21	at San Francisco	50,153
Sat.	8/16	W	45-3	Indianapolis Colts	52,844
Fri.	8/22	W	31-28	at Cincinnati Bengals	43,637

(Hall of Fame Game, Canton, Ohio)



The Seahawks returned to Cheney, Washington in 1997.

Training Camp

The **Seattle Seahawks** returned to the site of their first 10 training camps in 1997, when the team opened camp at Eastern Washington University in Cheney.

From the team's inception in 1976 through 1985, the Seahawks traveled across the Cascade Mountain Range to hold their summer training camp at **EWU**.

Training camp moved to the current site of the team's headquarters in Kirkland, when the facility opened in 1986. While trainig at the Kirkland complex the team occupied the dorms and eating hall at Northwest College, adjacent to the team's complex.

The remote campus in **Cheney**, will once again host the Seahawks in 1998 with the team reporting on July 18.

Franchise History



- 1972** — **6/15** Seattle Professional Football, a group of business and community leaders, announces their intention to attempt to secure a National Football League franchise for the City of Seattle. Herman Sarkowsky serves as spokesman for the group. **11/2** Construction begins on The Kingdome.
- 1974** — **6/4** The National Football League announces that Seattle will have a franchise for the 1976 season. **12/5** The National Football League announces that it has voted membership to Seattle Professional Football, Inc., headed by Lloyd W. Nordstrom with partners Herman Sarkowsky, D.E. "Ned" Skinner, Howard S. Wright, M. Lamont Bean, and Lynn P. Himmelman.
- 1975** — **3/6** John Thompson, Executive Director of the NFL Management Council, named General Manager. **6/17** Nickname "Seahawks" selected from 20,365 entries and 1,741 different names. One hundred fifty-one suggest "Seahawks." **7/25** Season ticket applications mailed. **7/28** Season ticket applications accepted — 24,168 received the first day. **8/23** Season ticket sales closed after target of 59,000 reached. **12/18** Seahawks agree to a 20-year lease agreement to play all games in the Kingdome.
- 1976** — **1/3** Jack Patera, defensive line coach of the Minnesota Vikings, named head coach. **1/20** Lloyd W. Nordstrom, spokesman for the Nordstrom family, the Seahawks' majority owner, dies of a heart attack while vacationing in Mexico. **3/30** Veteran Allocation held in New York City. Seahawks select 39 NFL veterans. **4/8-9** Seahawks select 25 collegians in their first college draft. Notre Dame's Steve Niehaus is the first choice and he flies to Seattle for evening news conference on April 8. **7/9** Seahawks open training camp at Eastern Washington University in Cheney. **8/1** Seahawks play first game before 60,825 fans in the Kingdome. San Francisco holds on to defeat Seattle, 27-20, as Jim Zorn is tackled on the 49ers' two-yard line when the gun sounds. **8/29** Seahawks capture first victory, a 17-16 preseason win over San Diego, as Ron Howard catches a three-yard Jim Zorn pass for the winning touchdown with only 13 seconds remaining in the contest. **9/12** Seattle opens regular season play with a near miss against St. Louis, 30-24. The game ends with the Cardinals intercepting a pass in the end zone. **10/17** Seahawks win Expansion Bowl with 13-10 victory over host Tampa Bay. Linebacker Mike Curtis blocks a Tampa Bay field goal attempt with 42 seconds remaining to preserve the victory. **11/7** Seahawks capture their first regular season victory at home with a 30-13 win over Atlanta. Sherman Smith becomes the first Seattle back to rush for over 100 yards with 124 yards on 14 carries.
- 1977** — **1/17** Seahawks host the Pro Bowl and it is the first sellout in the 27-year history of the game and is the largest crowd under the AFC vs. NFC format. AFC scores a 24-14 win before 63,214 fans. **5/3** Seattle trades its first-round draft choice, the second player in the draft, to Dallas for the Cowboys' first-round selection and three second-round picks. The Seahawks select Steve August, offensive guard from Tulsa, on the first round. **10/30** After missing four games with an injury, Jim Zorn returns to lead Seattle to a 56-17 triumph over Buffalo. The Seahawks set 15 club records and equal six, including Zorn's four TD passes. **11/13** Seattle defense blanks the New York Jets, 17-0, in Shea Stadium, the first time an established team is shutout by a second-year team. **12/18** Seahawks win their fifth game of the year, a 20-19 decision over Cleveland before 61,583 fans in the Kingdome, to establish a record for most wins ever by a second-year expansion team.
- 1978** — **5/3** Keith Simpson, cornerback from Memphis State, is selected as Seattle's first-round draft choice followed by his college teammate Keith Butler, a linebacker, on the second round. **10/8** Efren Herrera kicks a 19-yard field goal on the final play of the game to give Seattle a 29-28 win over the Minnesota Vikings. **11/26** Seattle becomes the first team since 1965 to beat Oakland twice during the regular season with a 17-16 win on Efren Herrera's 46-yard field goal with just three sec-

onds remaining. **12/17** Seahawks end their third season with a 9-7 record and finish one game behind Denver in the AFC West standings following a 23-19 win over Kansas City. Al Hunter rushes for 133 yards on 27 carries as Seahawks perform before sixth-straight home sellout crowd.

1979 — 1/29 Steve Largent catches a record-equalling five passes as Seattle's first representative to the Pro Bowl. National Football Conference defeats Largent and his AFC teammates, 13-7, in the Los Angeles Memorial Coliseum. **5/3** Manu Tuiaosopo, defensive tackle from UCLA, becomes Seattle's first-round draft choice. **10/29** After trailing 14-0, the Seahawks rebound for a 31-28 win over Atlanta in Seattle's first appearance on ABC's Monday Night Football. Dan Doornink rushes for 122 yards on 21 carries and scores twice. **12/16** The Seahawks close out their second straight 9-7 season with a 29-24 win over Oakland. Sam McCullum sets a club record with 173 yards receiving on eight catches.

1980 — 4/29 Seattle trades its first-round draft choice (#16) and a third-round pick to Buffalo for the Bills' first-round choice, the tenth player in the draft. The Seahawks then select defensive end Jacob Green of Texas A&M on the first round. **9/28** Seahawks score second shutout in the club's history with a 14-0 win over Washington Redskins in Robert F. Kennedy Memorial Stadium. **10/5** Sam McCullum catches two touchdown passes and Efren Herrera kicks four field goals in 26-7 win over Houston at the Astrodome. The win would prove to be Seattle's last of the season.

1981 — 4/28 Seahawks select UCLA safety Kenny Easley on the first round of the NFL draft. **11/8** Seattle holds the Pittsburgh Steelers scoreless in the second half and rallies for a pair of fourth quarter touchdowns to capture a 24-21 victory at the Kingdome. **11/16** The Seahawks score on their last eight possessions to defeat the San Diego Chargers, 44-23, on Monday Night Football. It is the Seahawks' first regular season victory over the Chargers after eight straight losses.

1982 — 3/11 Mike McCormack, former head coach with the Philadelphia Eagles and Baltimore Colts, is named Director of Football Operations. **4/27** Seahawks select Clemson defensive end Jeff Bryant in the first round of the college draft. **9/21** Players go on strike for 57 days. **10/13** Mike McCormack named interim head coach after the firing of head coach Jack Patera and general manager John Thompson. **11/21** Seahawks capture 17-10 victory over the host Denver Broncos in Mike McCormack's first game as head coach following the players' strike. Steve Largent catches a 34-yard touchdown pass from Jim Zorn with 49 seconds left for the victory. **11/28** Seahawks shutout the Pittsburgh Steelers, 16-0, for the club's third shutout in history and first at the Kingdome.

1983 — 1/2 Seahawks conclude nine-game season with a 13-11 win over the Denver Broncos as Dave Krieg throws a 19-yard touchdown pass to Roger Carr with 47 seconds left. The Seahawks drive 87 yards in 10 plays with no timeouts to score the winning touchdown. Seattle finishes the season 4-5 but were 4-3 under Mike McCormack. **1/3** Mike McCormack named President and General Manager after previously serving as Director of Football Operations since March 11, 1982, and interim head coach since October 13, 1982. **1/26** Chuck Knox named head coach. Knox previously had served as head coach of the Los Angeles Rams (1973-77) and the Buffalo Bills (1978-82). He guided seven-of-his-ten teams to the playoffs, while winning six division championships. **3/15** Chuck Allen, who joined the Seahawks staff in June of 1975 as Director of Pro Scouting, named Assistant General Manager. **4/26** Seattle selects Penn State running back Curt Warner in the NFL draft. Warner is the third player taken on the first round. To be able to get Warner, the Seahawks trade their first, second and third-round selections to the Houston Oilers for the Oilers first-round pick. **9/11** Seahawks win first game under Chuck Knox, 17-10, over the New York Jets, as the club sets a team record with 57 rushing attempts and Curt Warner gains 128 yards on 24 carries. **10/16** Seahawks force eight turnovers and register eight sacks in 38-36 victory over the Los Angeles Raiders. **10/30** Seahawks make it two straight over Raiders with 34-21 win. **12/18** Seahawks clinch first playoff berth with 24-6 win over New England. **12/24** Dave Krieg throws three touchdown passes and Curt Warner rushes for 99 yards in 31-7 win over Denver in the AFC Wild Card Game before 60,752 fans in Kingdome. **12/31** Seahawks drive 66 yards in five plays late in the fourth quarter to capture divisional playoff win over Miami, 27-20, before 71,032 fans at the Orange Bowl.

1984 — **1/8** Los Angeles Raiders defeat the Seahawks, 30-14, in the AFC Championship Game at the Los Angeles Memorial Coliseum before 88,734 fans. **5/1** Seahawks select cornerback Terry Taylor of Southern Illinois as their first-round choice in the annual NFL draft. **9/3** Seahawks win regular season opener for the first time in franchise history, 33-0 over the Cleveland Browns. The enthusiasm is dampened by a knee injury to Curt Warner which will keep him out for the rest of the season. **10/29** Seahawks post their second shutout of the season with a 24-0 victory over the San Diego Chargers on Monday Night Football. Kenny Easley intercepts a club record three passes and Steve Largent catches three touchdown passes. **11/4** Seahawks set an NFL record by returning four interceptions for touchdowns, including two by Dave Brown, in a 45-0 win over the Kansas City Chiefs. Kenny Easley and Keith Simpson had the other two interception returns for touchdowns. **11/25** Dave Krieg throws for 406 yards and three touchdowns, including an 80-yarder to Daryl Turner on the first play of the game, to lead the Seahawks past Denver, 27-24. Steve Largent catches 12 passes for 191 yards and one score. **12/2** Seahawks clinch playoff berth with a 38-17 win over Detroit as Dave Krieg throws a team record five touchdown passes. **12/15** Seahawks officially retire jersey #12 in honor of their fans, the 12th Man. Seattle becomes the first professional sports franchise to retire a jersey in honor of their fans. **12/22** Seattle eliminates the defending Super Bowl Champion Los Angeles Raiders, 13-7, from the playoffs in the AFC Wild Card Game at the Kingdome. Seahawks rush for 205 yards and force three turnovers, along with registering six sacks, in the victory. **12/29** Miami defeats the Seahawks, 31-10, in an AFC Divisional Playoff Game at the Orange Bowl.

1985 — **6/18** Seahawks and Northwest College agree to a long-term lease for a new practice and office complex for the club in Kirkland. The facility will be built on 12 acres adjacent to Northwest College. A 36,000-square foot building will house the club's administrative offices, locker room and training facilities. **7/20** Seahawks open their tenth and final training camp at Eastern Washington University in Cheney. **9/8** Curt Warner returns to the Seattle lineup after missing all but the 1984 opener as the Seahawks defeat Cincinnati, 28-24, at Riverfront Stadium. Warner gains 66 yards on 17 carries and scores the game-winning touchdown on an 11-yard run with 7:07 remaining. **9/15** Daryl Turner sets a club record with four touchdown catches and Dave Krieg equals another with five touchdown passes in Seattle's 49-35 victory over the San Diego Chargers at Jack Murphy Stadium. **10/13** Dave Krieg passes for 405 yards and four touchdowns, including a 12-yarder to Paul Skansi for the winning touchdown with 35 seconds remaining, as Seahawks defeat Atlanta, 30-26. Krieg directs the Seahawks 86 yards in 16 plays on the winning drive. **10/21** Ceremonial ground-breaking is held for team's new headquarters. **11/3** Terry Taylor returns an interception 75 yards for a touchdown and blocks a field goal attempt that is recovered by Byron Walker and returned 56 yards for a touchdown in Seattle's 33-3 win over the Los Angeles Raiders at the Kingdome.

1986 — **4/29** Seahawks select Florida fullback John L. Williams as their first-round draft choice. Williams is the 15th player picked overall. **6/18** Seahawks move into new headquarters on a 12-acre site adjacent to Northwest College in Kirkland. **7/16** Seahawks open their 11th training camp and first in Kirkland. **9/7** Seahawks kickoff their 1986 regular season schedule with a 30-0 victory over the Pittsburgh Steelers at the Kingdome. **10/6** Seahawks defeat San Diego Chargers, 33-7, on Monday Night Football as Steve Largent breaks NFL record for most consecutive games with a pass reception. Largent catches a pass in the 128th straight game in which he participated. **10/19** Jacob Green registers four sacks and Dave Brown intercepts two passes in leading Seattle to a 17-12 win over the eventual Super Bowl champion New York Giants. **11/27** Seahawks defeat the Dallas Cowboys, 31-14, on Thanksgiving Day as Curt Warner runs for 122 yards and Dave Krieg completes 16-of-24 passes for 214 yards and two touchdowns. **12/8** Seattle hands the Los Angeles Raiders their biggest defeat since 1962, 37-0, as Curt Warner gains 116 yards and Dave Krieg passes for 243 yards and two touchdowns. Seattle gains 407 yards in total offense, while the defense holds the Raiders to 138 yards. **12/20** Seahawks close out five-game winning streak and a 10-6 season by defeating eventual AFC Champion Denver, 41-16. The Seahawks gain a season high 536 yards, including a club record 298 yards rushing, led by Curt Warner's 192 yards and three touchdowns on 24 carries.

1987 — 4/28 Seahawks select University of Pittsburgh linebacker Tony Woods in the first round of the NFL draft. Woods is the 18th player picked. **6/12** Seahawks win lottery for first choice in supplemental draft and select University of Oklahoma linebacker Brian Bosworth. **9/13** After first two regular season games, NFL Players Association calls a strike that will last four weeks. Games for Sunday, September 18, are cancelled. **10/25** Seahawks defeat the Los Angeles Raiders, 35-13, in first game with regulars following the strike. Seattle builds up a 28-0 halftime lead and wins in Los Angeles for the first time since 1983. **12/13** Dave Krieg completes 23-of-33 passes for 238 yards and Ray Butler catches six passes for 107 yards and two touchdowns in leading Seattle past Denver, 28-21, at the Kingdome. **12/20** Seahawks clinch playoff berth with a 34-21 win over the Chicago Bears at Soldier Field. John L. Williams sparks the offense with a 75-yard touchdown on a screen pass from Dave Krieg and the defense contributes five takeaways. **12/27** Steve Largent catches six passes in a 41-20 loss at Kansas City and becomes the NFL's all-time leading receiver with 751. Largent breaks the previous record of 750 by Charlie Joiner.

1988 — 1/3 Seahawks close out the 1987 season with a 23-20 overtime loss to the Houston Oilers at the Astrodome in the AFC First-Round Playoff Game. **4/24** Seahawks use their second-round choice in the draft to select University of Miami wide receiver Brian Blades. The Seahawks first-round pick had been exercised in the June 1987 supplemental draft. **8/30** Ken Behring and Ken Hofmann complete their purchase of the Seahawks from the Nordstrom family. **9/4** Seahawks open 13th season with a 21-14 win at Denver over the two-time defending AFC Champion Broncos. Curt Warner scores twice and John L. Williams accounts for 161 yards from scrimmage. It is Seattle's first win in Denver since 1984. **9/18** Steve Largent becomes the NFL's all-time leader in pass receiving yards with 12,167 at San Diego, but the Seahawks lose to the Chargers, 17-6. Largent breaks Charlie Joiner's record of 12,146 yards. **10/2** Rookie quarterback Kelly Stouffer makes his first NFL start for an injured Dave Krieg and leads the Seahawks to a 31-20 win over the Atlanta Falcons in Atlanta. John L. Williams ties a team record with three rushing touchdowns. **11/13** Seahawks defeat the Houston Oilers, 27-24, as Dave Krieg returns after missing seven games with a shoulder separation. Krieg engineers a 10-play drive to set up Norm Johnson's game-winning field goal with less than one second left. **11/28** Dave Krieg equals his own team record with five touchdown passes as Seahawks defeat the Los Angeles Raiders, 35-27, on Monday night in the Kingdome. Curt Warner (130) and John L. Williams (105) become the first pair of Seahawks to each gain over 100 yards rushing in the same game. **12/11** Seahawks score touchdowns on their first six possessions in a 42-17 win over Denver. Curt Warner establishes a team record with four rushing touchdowns. Warner (126) and John L. Williams (109) each top 100 yards rushing. **12/18** John L. Williams accounts for 239 yards of offense, including 180 receiving, and Dave Krieg throws for 410 yards and four scores, as the Seahawks defeat the Los Angeles Raiders, 43-37, in Los Angeles to clinch the first AFC Western Division title in franchise history. **12/31** Seahawks are eliminated from the playoffs by the eventual AFC Champion Cincinnati Bengals, 21-13, in Riverfront Stadium.

1989 — 2/22 Tom Flores named President/General Manager, replacing Mike McCormack. Flores guided the Los Angeles Raiders to an 83-53 regular season record and two Super Bowl titles in nine seasons, 1979-87, as their head coach. **4/23** Seahawks select Notre Dame tackle Andy Heck with the fifteenth pick of the first round of the draft. **9/10** Seahawks lose regular season opener in Philadelphia, 31-7, and also lose wide receiver Steve Largent for six weeks with a broken elbow. Largent, however, scores Seattle's only touchdown. **10/29** Dave Krieg and Brian Blades combine on a 21-yard touchdown pass with 40 seconds left in a 10-7 win over the San Diego Chargers. The win is the 100th in regular season play for the Seahawks. Blades catches a career high 10 passes for 117 yards. **11/26** Steve Largent ties Don Hutson's NFL record of 99 career receiving touchdowns in the Seahawks 41-14 loss at Denver. **12/4** Dave Krieg ignites a three-game winning streak with 298 yards passing and the game-winning touchdown pass in a 17-16 Monday night win over Buffalo. **12/10** Seahawks win 24-17 at Cincinnati as Dave Krieg throws three touchdown passes. One goes to Steve Largent, the NFL record 100th of his career. **12/17** John L. Williams catches a career high 12 passes for 129 yards as the Seahawks defeat the Los Angeles Raiders, 23-17. **12/23** Seahawks close out the season with a 29-0 loss to the Washington Redskins. In pregame ceremonies, retiring wide receiver Steve Largent is honored and his is the first name inducted in the Seahawks Ring of Honor.

1990 — **4/22** Seahawks trade four draft choices to the New England Patriots, including two first-round choices, to move up and select University of Miami defensive tackle Cortez Kennedy with the third overall choice. Seahawks also receive a second-round choice from the Patriots which they use to select Syracuse University linebacker Terry Wooden. **8/4** Seahawks play their first-ever international game as they drop a 10-7 preseason decision to the Denver Broncos in Tokyo, Japan. **10/1** Seahawks defeat the Cincinnati Bengals, 31-16, for their first win after opening the season with three consecutive losses. Derrick Fenner scores three touchdowns for the second straight week. **11/11** Seahawks score their first win in Kansas City's Arrowhead Stadium since 1980 as Dave Krieg throws a 25-yard touchdown pass to Paul Skansi as time expires. The PAT gives Seattle a 17-16 win and starts a four-game streak of games decided on the last play. The win is the 159th of Chuck Knox's career, moving him into seventh place all-time. **11/25** Norm Johnson's 40-yard field goal 3:01 into overtime gives the Seahawks a 13-10 win at San Diego. Seattle forces and recovers a pair of fumbles, the first with 48 seconds left in regulation and the second with 1:34 gone in overtime. **12/2** In almost a replay from the week before, Seattle defeats the Houston Oilers 13-10 in overtime after recovering a fumble. Norm Johnson connects from 42 yards out after David Wyman recovers a Tony Woods-forced fumble. Seahawks become only the third team in NFL history to win back-to-back overtime games. **12/9** The Seahawks defense sets single-game records for fewest rushing first downs (0) and rushing yards allowed (13) in a game in a 20-14 win over the Green Bay Packers in Milwaukee. **12/23** Seattle moves over the .500 mark with a 17-12 win over the Denver Broncos. The Broncos are penalized on the game's last play, negating what would have been a game-winning touchdown pass. **12/30** Derrick Fenner scores two touchdowns for the fourth time as Seattle defeats the Detroit Lions 30-10 in the Kingdome, to finish at 9-7 after an 0-3 start. Fenner ends the season equalling team records for total touchdowns (15) and rushing touchdowns (14), totals that lead the AFC.

1991 — **4/21** Seahawks select San Diego State quarterback Dan McGwire with the 16th pick on the first round of the 1991 NFL Draft. The 6-8, 243-pound McGwire is the first quarterback ever selected on the first round by Seattle. **4/25** Head Coach Chuck Knox agrees to a two-year contract extension. **8/3** Quarterback Jim Zorn (1976-84) becomes the second person inducted into the Seahawks Ring of Honor. **9/1** Seahawks drop season opener, 27-24, at New Orleans and lose starting quarterback Dave Krieg for six weeks with a broken thumb in the process. Wide receiver Brian Blades sets career highs with 12 receptions, 160 yards, and two touchdowns. **9/8** Jeff Kemp makes his first start since September 25, 1988, and throws two touchdown passes in a 20-13 win over the New York Jets. One goes to Travis McNeal, the first of his career. **9/29** Chris Warren's 59-yard punt return touchdown, the first by a Seahawks player since 1986, sparks a 31-3 win over the visiting Indianapolis Colts. The defense limits the Colts to 137 yards and records five sacks. Rookie first-round draft choice Dan McGwire starts and plays the first half, engineering a 50-yard touchdown drive on his first possession. **10/6** The Seahawks defense stops the Cincinnati Bengals on a 4th-and-four inches short with 29 seconds left to preserve a 13-7 win at Riverfront Stadium. Dwayne Harper and Nesby Glasgow combine for the tackle, which comes at the Seattle 22. **10/20** Dave Krieg returns from missing six games on injured reserve to lead Seattle to a 27-7 win at Pittsburgh. Krieg throws for 266 yards, completing 25-of-31 passes, and two scores. **10/27** John Kasay equals an NFL record with two field goals of 50-or-more yards in a 20-9 win over the San Diego Chargers. Kasay connects from 54 and 51 yards. The 54-yarder equals the team record. **11/24** The defense forces four turnovers and has five sacks, three by Rufus Porter, in a 13-10 win over the eventual AFC West Champion Denver Broncos in the Kingdome. Additionally, the defense twice holds on downs inside Seahawks territory in the game's last 4:49. **12/22** Seattle finishes their 16th season with a 7-9 record after defeating the Los Angeles Rams, 23-9, in the Kingdome. It was the first win by the Seahawks over the Rams in five regular season games. James Jones rushes for a pair of scores, while the defense keeps their third 1991 opponent out of the end zone. **12/27** The Seahawks and head coach Chuck Knox agree to mutually end Knox's nine-year tenure as head coach. Knox leaves having compiled an 80-63-0 (55.9%) regular season record. He guided the Seahawks to four playoff appearances, including an AFC West title in 1988 and a berth in the AFC Championship Game in 1983.

1992 — **1/6** Seahawks President/General Manager Tom Flores is named President/Head Coach. Flores coached nine seasons, 1979-87, with the Oakland/Los Angeles Raiders and compiled an 83-53-0 (61.0%) regular season record. He led the Raiders to two Super Bowl Championships, XV and XVIII, the only Super Bowls won by the AFC in the decade of the 1980's. **1/8** Larry Kennan, Coach of the Year in the World League of American Football in 1991, is named Offensive Coordinator/Quarterbacks Coach. Kennan guided the London Monarchs to an 11-1 record and WLAFF Championship in the league's first season. Kennan served as an NFL assistant with the Los Angeles Raiders (1982-87), Denver Broncos (1988) and Indianapolis Colts (1989-90). **1/9** Seahawks defensive assistants George Dyer (line), Rod Perry (secondary), and Joe Vitt (special assignments), along with John Becker (offensive coordinator/wide receivers) and Chick Harris (running backs) leave the Seahawks to join Chuck Knox with the Los Angeles Rams. **1/11** Seahawks assistant head coach Tom Catlin announces he will stay with the Seahawks as assistant head coach/defense. In addition, Rusty Tillman is promoted from special teams coach to defensive coordinator, Russ Purnell from tight ends and assistant special teams to special teams and tight ends coach, and Paul Moyer from staff assistant to defensive backfield coach. **1/21** Offensive Line Coach Hudson Houck and running backs coach Clarence Shelton are added to Tom Flores' staff. Both coaches come to the Seahawks from the Los Angeles Rams. **1/22** Bob Bratkowski, offensive coordinator at the University of Miami for the past three seasons, is named wide receivers coach. Bratkowski's father Zeke, is a former NFL quarterback and current NFL assistant coach. **1/23** Tommy Brasher is named defensive line coach. Brasher has coached nine seasons in the NFL and 12 in college. **1/24** Former Seahawks cornerback Dave Brown (1976-86) returns to the club as a defensive assistant. An original member of the Seahawks, Brown still holds career records with 50 interceptions and four interception return touchdowns. **8/22** Dave Brown becomes the third inductee into the Seahawks Ring of Honor around the 200 Level of the Kingdome. **9/6** Cincinnati Bengals spoil Tom Flores' Seahawks coaching debut with a 21-3 Kingdome win. **9/20** Flores gains first win as Seahawks head coach, 10-6 at New England. Cortez Kennedy has four-and-a-half tackles for loss, including three sacks, to lead the defense while Chris Warren rushes for 122 yards and one score on 24 carries to lead the offense. It's Warren's first career 100-yard game. **11/8** Chris Warren's 103 yards aren't enough as the Washington Redskins post a 16-3 Kingdome win. **11/22** Chris Warren rushes for a career-high 154 yards, including a touchdown, but the Kansas City Chiefs take a 24-14 win. **11/30** In pregame ceremonies, play-by-play broadcaster Pete Gross is inducted into the Seahawks Ring of Honor. The Seahawks then defeat the Denver Broncos 16-13 in overtime, snapping an eight-game losing streak. Brian Blades makes his first appearance since injuring his shoulder on opening day and catches the game-tying touchdown pass on the game's last play. John Kasay's 32-yard field goal 11:10 into overtime is the winner. The game also is the team record third straight that the Seahawks defense held the opposition to under 200 total yards. **12/2** KIRO Newsradio 710's Pete Gross, the only play-by-play broadcaster in the Seahawks 17-year history, dies after a four-year battle with cancer. **12/6** The Pittsburgh Steelers take a 20-14 comeback win in Pittsburgh, despite Eugene Robinson's record-equalling three interceptions. **12/13** Roger Ruzek's 44-yard field goal as time expires in overtime gives the visiting Philadelphia Eagles a 16-13 win. The game is the longest in Seattle's history (75:00). **12/27** Seattle closes out the regular season with a 31-14 Kingdome loss to the AFC West Champion San Diego Chargers. Chris Warren becomes only the second player in franchise history to rush for 1,000 yards, finishing the season with 1,017.

1993 — **1/19** David Behring, son of majority owner Ken Behring, is named team President. Tom Flores is named General Manager/Head Coach, while Player Personnel Director Mike Allman is placed in charge of both professional and college personnel. **1/28** Howard Mudd is named offensive line coach replacing Hudson Houck, who joined the Dallas Cowboys. Mudd is an eight-year NFL veteran guard and a 19-year NFL assistant, including a stint with the Seahawks from 1978-82. **2/5** Phil Neri, a Seahawks scout since 1985, is named College Scouting Director. **3/12** Ferrell Edmunds, two-time Pro Bowl tight end with the Miami Dolphins, signs as an unrestricted free agent. Edmunds, a five-year veteran, is the first free agent to sign with the Seahawks under the NFL new free agency system. **4/1** Wide receiver Kelvin Martin of the Super Bowl champion Dallas Cowboys is signed as an unrestricted free agent. **4/14** Linebacker Kevin Murphy signs with Seattle. **4/20** Four-time Pro Bowl center Ray Donaldson signs with the Seahawks as a free agent. **4/22** Buffalo guard Mitch

Frerotte signs with the Seahawks as an unrestricted free agent. **4/25** University of Notre Dame quarterback Rick Mirer is selected by the Seahawks on the first round of the NFL draft. Mirer is the second player chosen overall. **9/19** Chris Warren rushes a club record 36 times for a personal best 174 yards in a 17-14 win over the Patriots in New England, Seattle's first win after two losses. **9/26** Rod Stephens' fumble recovery in the end zone provides the winning touchdown in a 19-10 win at Cincinnati. **10/3** Seattle makes it three straight with a 31-14 win over the San Diego Chargers in the Kingdome. Rookie Rick Mirer passes for 282 yards and a score and also rushes for a touchdown. The three-game winning streak is the Seahawks longest since 1990. **10/24** Rick Mirer throws the game-winning touchdown pass to Brian Blades with 25 seconds left in a 10-9 win over New England in the Kingdome. **11/14** Eugene Robinson records 11 tackles, two interceptions, two forced fumble, and one fumble recovery to spark a 22-5 win over the visiting Cleveland Browns. In all, the Seahawks defense forces seven turnovers and accounts for a touchdown and a safety. **12/26** Chris Warren rushes for 168 yards to become the second Seattle player to have back-to-back 1,000-yard seasons, but the Phoenix Cardinals tie the game on the last play of regulation and go on to a 30-27 overtime win in the Kingdome. **12/26** Jon Vaughn, who learned during warmups that he would start for an injured Chris Warren (abdominal muscle), rushes for a career-high 131 yards in a 16-6 win over the Pittsburgh Steelers. Seattle gains 267 yards rushing, giving them back-to-back 200-yard rushing games for the first time in franchise history.

1994 — 1/2 The Seahawks finish the season 6-10 after dropping a 34-24 decision to the AFC West Champion Kansas City Chiefs in Arrowhead Stadium. John L. Williams rushes for 102 yards, to give the Seahawks three straight games with an individual over 100 yards, a franchise first. Rick Mirer becomes the first rookie quarterback since 1973 to start all his team's games and only the third since the 1970 merger. Mirer ends the season with NFL rookie passing records for attempts (486), completions (274), and yards (2,833), while helping to improve Seattle's win total by four games. **2/24** Nate Odomes, two-time Pro Bowl cornerback of the Buffalo Bills signs as a free agent. **2/28** Odomes' Buffalo teammate and fellow two-time Pro Bowler, tackle Howard Ballard signs as a free agent. **4/24** Texas A&M University defensive tackle Sam Adams is the Seahawks first-round draft choice. Adams is the eighth player picked on the first round. **7/19** Kingdome ceiling tiles fall from roof forcing closure of the building until November 5. Seahawks play both preseason games and first three regular season games in the University of Washington's 72,500 seat Husky Stadium. **8/13** Seahawks play first-ever outdoor game in Seattle defeating Tampa Bay Buccaneers, 29-6, in Husky Stadium. **9/4** Seahawks capture season opener for first time since 1988 with a 28-7 win at the Washington Redskins, as Chris Warren rushes for 100 yards and two touchdowns. The win is the 100th in the career of head coach Tom Flores. **9/11** Chris Warren scores two touchdowns for the second straight week as Seahawks go 2-0 with a 38-9 win over the Raiders in Los Angeles. Rick Mirer tosses three touchdown passes. **9/18** San Diego Chargers stop Seahawks two-game winning streak, 24-10, before Seahawks record crowd of 65,536 in Husky Stadium. **9/25** Chris Warren earns AFC Offensive Player of the Week honors in a 30-13 win over the visiting Pittsburgh Steelers. Warren rushes for 125 yards and a touchdown, while the Seahawks defense intercepts four passes. **11/6** Cincinnati Bengals spoil Seahawks return to Kingdome with a 20-17 overtime win. Doug Pelfrey kicks six field goals, including a 26-yarder 8:14 into overtime for the win. **11/20** Mack Strong's seven-yard touchdown run with 42 seconds left gives Seahawks a 22-21 win over the visiting Tampa Bay Buccaneers, breaking a six-game losing streak. **11/27** Seahawks defeat Kansas City 10-9 behind John Kasay's 32-yard field goal with 1:42 left. The back-to-back one-point wins are a franchise first. Chris Warren surpasses the 1,000-yard mark in the 12th game, the earliest in team history. **12/11** Chris Warren rushes for a personal best 185 yards on 30 carries, including a touchdown in a 16-14 win at Houston. Warren, playing with cracked ribs, had 183 of his yards in the first three quarters. **12/18** Chris Warren tops 100 yards for the seventh time with 122, but the Los Angeles Raiders escape with a 17-16 Kingdome win. **12/24** Cleveland Browns defeat the Seahawks 35-9 in Cleveland Stadium, closing out a 6-10 season. Chris Warren finishes the season with a franchise record 1,545 rushing yards, a total that leads the AFC. **12/29** Tom Flores, Seahawks general manager/head coach from 1992-94, is relieved of his duties. Flores, who joined the organization in 1989 as president/general manager, compiled a 14-34 regular season record. All 12 of Flores' assistants were also fired.

1995 — **1/12** Dennis Erickson, head coach of the University of Miami, is named head coach. In six seasons at Miami, Erickson compiled a 63-9-0 record and won national championships in 1989 and 1991. A native of Everett, Washington, Erickson posted a 113-40-1 record in 13 seasons as a college head coach at the University of Idaho, University of Wyoming, Washington State University, and Miami. Erickson brings six coaches with him from Miami, Gregg Smith (Assistant Head Coach/Tight Ends), Greg McMackin (Defensive Coordinator), Dave Arnold (Special Teams), Dana LeDuc (Strength and Conditioning), Rich Olson (Quarterbacks), and Willy Robinson (Defensive Backs). In addition he retains Bob Bratkowski (Offensive Coordinator/Wide Receivers), Tommy Brasher (Defensive Line), Tom Catlin (Quality Control), Dave Brown (Defensive Coach), Arnie Matsumoto (Staff Assistant), Howard Mudd (Offensive Line), and Clarence Shelmon (Running Backs) from the previous staff. **1/28** Wide Receiver Steve Largent becomes the first Seahawks player to be elected into the Pro Football Hall of Fame. Largent was elected in his first year of eligibility. He played his entire NFL career with Seattle from 1976-89, and retired in possession of six NFL receiving marks, including most receptions (819), yards (13,089), touchdowns (100), and consecutive games with a reception (177). Largent's presenter for induction is Seahawks' Vice President Gary Wright. **2/9** Mike Murphy, a nine-season NFL coaching veteran, is named linebackers coach. Murphy coached with the Detroit Lions and Arizona Cardinals, prior to serving one year in the Pro Personnel Department of the Carolina Panthers. **4/22** Seahawks select Ohio State University wide receiver Joey Galloway with the eighth pick in the first round of the NFL draft. Galloway is the second wide receiver chosen overall and the first ever picked by the Seahawks on the first round of the draft. **7/29** Steve Largent is formally inducted into the Pro Football Hall of Fame. **8/12** Seahawks officially retire Largent's #80 jersey. **9/3** Seahawks lose NFL debut of Head Coach Dennis Erickson, 34-10, to the Kansas City Chiefs in the Kingdome. **9/17** Erickson gains first career win, 24-21, over the Cincinnati Bengals in the Kingdome. Chris Warren rushes for 109 yards. **11/5** Rookie Joey Galloway returns a punt a club record 89 yards for a touchdown to spark a 30-28 win over the visiting New York Giants. Brian Blades has two first quarter touchdown receptions. The win snaps a four-game losing streak and ignites a streak of six wins in seven games. **11/12** Galloway strikes again, this time on an 86-yard run from scrimmage in a 47-30 win over the Jaguars in Jacksonville. His run is a club record and is an NFL-long for 1995, as was his punt return. Galloway accounts for 237 all-purpose yards and three touchdowns, including five receptions for 114 yards and two scores receiving. **11/19** Seattle posts a 27-20 win over the Redskins in Washington, D.C., completing a two-game, 10-day road trip. Chris Warren rushes for a season-high 136 yards and one score, quarterback Rick Mirer throws two touchdown passes and Robert Blackmon has two interceptions. The Seahawks stayed in Jacksonville between games. **12/3** Todd Peterson kicks four field goals in a 26-14 win over the Philadelphia Eagles. **12/10** Quarterback John Friesz engineers three fourth quarter touchdown drives in a 31-27 win over the Broncos in Denver. Seattle rallies from a 20-0 second quarter deficit for the win, the greatest comeback in franchise history. Friesz throws for two touchdowns, including the game-winner to Chris Warren with 49 seconds left. Antonio Edwards' club record 83-yard return of a Robert Blackmon-forced fumble in the third quarter, ignites the rally. **12/17** Chris Warren scores three touchdowns in a 44-10 win over the Oakland Raiders. The win is Seattle's eighth of the year, their most since 1990. **12/24** AFC Western Division champion Kansas City Chiefs end the Seahawks postseason bid with a 26-3 win in Arrowhead Stadium.

1996 — **2/2** Team owner Ken Behring announces that he is moving the franchise. **4/20** Ken Behring and Seattle native Paul Allen enter into an exclusive 14-month option for Allen to purchase the Seahawks. Allen can exercise the option at anytime until July 1, 1997. Allen is named Chairman of Football Northwest, Inc., with Bert Kolde serving as Vice Chairman and Bob Whitsitt as President. Seahawks select Boston College tackle Pete Kendall on the first round with the 21st overall pick. Seattle had traded down twice in the first round, acquiring defensive tackle Glenn Montgomery from the Houston Oilers in the first deal and adding an extra third round pick from the Detroit Lions in the second. **9/1** Seahawks start 21st season with 29-7 loss at San Diego. **9/22** Lamar Smith's 14-yard run with 31 seconds left gives Seahawks a 17-13 win at Tampa Bay, their first win after three losses. **10/6** John Friesz throws touchdown passes of 51, 65 and 80 yards, the latter with 2:03 left to Brian Blades, for a 22-15 win at Miami. **11/3** Michael McCrary blocks Houston's game-winning field goal with 16 seconds left, recovers it, and laterals to Robert Blackmon to complete a 68-yard touchdown return to give Seattle a 23-16 win. John Friesz throws for 323 yards, Seattle's first 300-

yard passing game since 1990. **11/10** Seattle completes three wins in three home games by defeating the Minnesota Vikings, 42-23. **11/17** Seattle misses a last play field goal in 17-16 loss at the Detroit Lions. Lamar Smith rushes for a career high 148 yards in his first career start. Seahawks also lose quarterback John Friesz for remainder of the season with a broken leg. **12/8** Seahawks snap three-game losing streak with 26-18 win over visiting Buffalo Bills. Chris Warren rushes for 116 yards, his franchise record 24th career 100-yard game. **12/22** Seahawks close season with 28-21 win at Oakland. Seattle forces seven turnovers and wins with backup quarterbacks Stan Gelbaugh and Gino Torretta playing for John Friesz (broken leg) and Rick Mirer (quadriceps). Torretta passes 32 yards to Joey Galloway for his first career touchdown. Lamar Smith rushes for two touchdowns.

1997 — 2/14 Seahawks make first strike in free agency signing Steelers Pro Bowl linebacker Chad Brown. Brown's signing is followed two days later with that of Pittsburgh teammate cornerback Willie Williams. **2/18** Quarterback Rick Mirer is traded to the Chicago Bears for a first-round draft choice. Seattle now has the 11th and 12th picks overall in the April 19-20 NFL draft. **3/5** Seahawks announce a return of their training camp to Eastern Washington University in Cheney, Washington. Seattle trained at Eastern from 1976-85, before training year-around at their Kirkland Headquarters. **3/6** Detroit Lions safety Bennie Blades is signed as a free agent reuniting him with his brother, Brian. **3/7** Former University of Washington quarterback Warren Moon signs as a free agent after 13 seasons with the Houston Oilers (1984-93) and Minnesota Vikings (1994-96). Moon ranks fourth in league history in attempts (6,000), completions (3,514), and yards (43,787), and is tied for seventh in touchdowns (254). **3/28** Seattle trades their first round pick obtained from the Bears to Atlanta for the Falcons first-round pick, the third overall. Seattle also sends second and fourth rounders to Atlanta and the Falcons flip-flop their third round choices. **4/19** After selecting Ohio State cornerback Shawn Springs with the third overall choice, Seattle sends the 12th overall choice and a third round pick to the Tampa Bay Buccaneers for the sixth overall choice. That pick is used on Florida State University tackle Walter Jones. It is the first time in their history that the Seahawks have utilized two first round draft choices. **4/25** Washington State Legislature passes Seahawks Stadium Funding Plan, Referendum 48. The bill sets a statewide vote for June 17. **6/17** Washington state voters approve Proposition 48 by a 51.1 percent to 48.9 percent margin (820,354 yes, 783,584 no), including a 56.4 percent margin (275,358 yes, 213,092 no) in King County. **6/23** Metropolitan King County Council votes 9-3 to approve a new football stadium for the Seahawks. **6/30** Bob Whitsitt, President of Football Northwest, signs paperwork to purchase Seahawks from Ken Behring. **7/15** Seahawks open training camp at Eastern Washington University in Cheney, returning after an 11-year absence. **8/19** Football Northwest is approved as the Seahawks owners by the member clubs of the NFL. **8/31** Seattle loses season opener to New York Jets, 41-3, in the Kingdome and quarterback John Friesz for nine weeks with a broken right thumb. **9/14** Seahawks hold Indianapolis Colts to a franchise low 118 yards for their first win, 31-3, in Indianapolis. The 28-point margin of victory is the largest for Seattle on the road. **10/5** Seattle embarks on three-game winning streak by beating the Tennessee Oilers, 16-13, in Kingdome. Steve Broussard scores on 77 and 43 yards runs within three second half carries overcoming a 10-0 deficit. Broussard rushes for 138 yards on just 6 carries. **10/26** Warren Moon throws a team record-equalling five touchdown passes, including three to Joey Galloway, in a 45-34 win over the Oakland Raiders. His 409 yards is third in team history for a single game and is an NFL high for 1997. **11/9** Moon connects with Galloway on a game-winning 40-yard touchdown pass at San Diego with 2:20 left. The 37-31 win is marred by a season-ending broken ankle suffered by six-time Pro Bowl defensive tackle Cortez Kennedy. **11/28** Seahawks open their first retail store, the Seahawks EndZone Store, in Seattle's Pioneer Square area, two blocks from the Kingdome. **12/14** Quarterback Jon Kitna makes his first career start and guides Seattle to a 22-21 win at Oakland, overcoming a 21-3 halftime deficit. Kitna throws for 283 yards and one score in becoming the sixth first-time quarterback starter in team history to win his debut. Todd Peterson's 49-yard field goal with 2:20 left is the winner. Seattle's win was their fifth of the season after overcoming a 10-point deficit, equalling the most in the NFL since 1970. **12/21** Seattle closes out season with a 38-9 win over the San Francisco 49ers. Warren Moon throws four touchdown passes and sets single season records for completions (313) and yards (3,378). Pro Bowl free safety Darryl Williams co-leads the AFC in interceptions with 8, while Pro Bowl defensive end Michael Sinclair has 12 sacks.

1998 — **1/16** Seahawks announce ticket restructure, increasing the number \$10 tickets, the lowest ticket price in the NFL, to slightly more than 10,000. **2/1** Warren Moon named MVP of Pro Bowl while leading AFC to 29-24 win. **1/16** Offensive line coach Howard Mudd leaves the Seahawks for Indianapolis Colts. **1/17** Linebackers coach Mike Murphy also joins the Colts staff. **1/30** Coaches Clarence Shelmon (running backs) joins Dallas and Ned James (defensive assistant) joins the New Orleans Saints. **2/2** Offensive assistant Jim Zorn leaves for the Detroit Lions. **2/4** Seattle names Jim Johnson linbackers coach. **2/6** Hired Bill Meyers as assistant offensive line coach and announced the club had agreed to terms with Washington Redskins' special teams coach Pete Rodriguez. **2/10** Named Milt Jackson receivers coach. **2/24** Seattle signs three-time Pro Bowl center, Kevin Glover. **2/26** Seahawks name Tim Lappano running backs coach and Eric Yarber to the position of offensive quality control. **3/4** Seahawks make one of the biggest off-season splashes in free agency when the club signs Philadelphia Eagles running back Ricky Watters to a free agency contract. **3/6** The club agrees to terms with unrestricted free agent guard Brian Habib of the Super Bowl Champion Denver Broncos. **4/18** Linebacker Anthony Simmons from Clemson is the team's first-round pick, 15th overall, in the draft.



Ricky Watters was all smiles when he joined the team on March 4, 1998.

Free Agent Pro Bowlers

The Seahawks have had five players who were originally signed as free agents, selected to play in the annual AFC-NFC Pro Bowl.

Quarterback Dave Krieg, who signed with the Seahawks in 1980 out of Milton College, was chosen to play in the game after the 1984, 1988 and 1989 seasons.

Kicker Norm Johnson, who signed with the Seahawks in 1982 out of UCLA, was picked to play in the Pro Bowl after the 1984 season.

Linebacker Rufus Porter, who signed with Seattle in 1988 out of Southern, was selected for the Pro Bowl after the 1988 and 1989 season as a special teams performer.

Safety Eugene Robinson, who ranks as the team's all-time leading tackler with 984 career stops, originally signed with the Seahawks as a free agent out of Colgate in 1985. He was chosen to play in the game after the 1992 and 1993 seasons.

Career Top Ten



GAMES PLAYED

Player, Seasons	No
1 Joe Nash, 1982-96	218
2 Steve Largent, 1976-89	200
3 Jacob Green, 1980-91	178
4 Jeff Bryant, 1982-93	175
5 Eugene Robinson, 1985-95	170
6 Dave Brown, 1976-86	159
7 Keith Butler, 1978-87	146
8 Brian Blades, 1988-97	140
9 Edwin Bailey, 1981-91	139
10 Norm Johnson, 1982-90	134

GAMES STARTED

Player, Seasons	No
1 Steve Largent, 1976-89	197
2 Jacob Green, 1980-91	176
3 Joe Nash, 1982-96	169
4 Jeff Bryant, 1982-93	167
5 Dave Brown, 1976-86	159
6 Eugene Robinson, 1985-95	152
7 Keith Butler, 1978-87	132
8 Edwin Bailey, 1981-91	120
9 Dave Krieg, 1980-91	119
10 Brian Blades, 1988-97	116

POINTS SCORED

Player, Seasons	No
1 Norm Johnson, 1982-90	810
2 Steve Largent, 1976-89	608
3 Curt Warner, 1983-89	372
4 John Kasay, 1991-94	341
5 Efren Herrera, 1978-81	331
6 Todd Peterson, 1995-97	323
7 Chris Warren, 1990-97	292
8 Sherman Smith, 1976-82	228
9 Daryl Turner, 1984-87	216
10 Brian Blades, 1988-97	206

TOTAL TOUCHDOWNS

Player, Seasons	No
1 Steve Largent, 1976-89	101
2 Curt Warner, 1983-89	62
3 Chris Warren, 1990-97	48
4 Sherman Smith, 1976-82	38
5 Daryl Turner, 1984-87	36
6 Brian Blades, 1988-97	34
7 John L. Williams, 1986-93	33
8 Joey Galloway, 1995-97	29
9 Dan Doornink, 1979-85	25
10 David Sims, 1977-79	23

FIELD GOALS

Player, Seasons	No
1 Norm Johnson, 1982-90	159
2 John Kasay, 1991-94	82
3 Todd Peterson, 1995-97	73
4 Efren Herrera, 1978-81	64
5 John Leyboldt, 1976-77	17
6 Wilson Alvarez, 1981	3
7 Scott Hagler, 1987	2
8 Don Bitterlich, 1976	1

FIELD GOAL ATTEMPTS

Player, Seasons	No
1 Norm Johnson, 1982-90	228
2 John Kasay, 1991-94	105
3 Efren Herrera, 1978-81	92
4 Todd Peterson, 1995-97	90
5 John Leyboldt, 1976-77	30
6 Wilson Alvarez, 1981	7
7 Don Bitterlich, 1976	4
8 Scott Hagler, 1987	2

POINT AFTER TOUCHDOWNS

Player, Seasons	No
1 Norm Johnson, 1982-90	333
2 Efren Herrera, 1978-81	139
3 Todd Peterson, 1995-97	104
4 John Kasay, 1991-94	95
5 John Leyboldt, 1976-77	52
6 Wilson Alvarez, 1981	14
7 Don Bitterlich, 1976	7
8 Scott Hagler, 1987	4
9 Steve Largent, 1976-89	*1
* Ran for PAT	

PAT ATTEMPTS

Player, Seasons	No
1 Norm Johnson, 1982-90	338
2 Efren Herrera, 1978-81	148
3 Todd Peterson, 1995-97	104
4 John Kasay, 1991-94	97
5 John Leyboldt, 1976-78	59
6 Wilson Alvarez, 1981	15
7 Don Bitterlich, 1976	7
8 Scott Hagler, 1987	4
9 Steve Largent, 1976-89	*1
* Rushing Attempt	

TWO-POINT PAT ATTEMPTS

Player, Seasons	No
1 Chris Warren, 1990-97	5
2 Lamar Smith, 1994-97	4
3 Rick Tuten, 1991-97	3
3 Warren Moon, 1997	3
4 Brian Blades, 1988-97	1
5 Jon Kitna, 1997	1
Dan McGwire, 1991-94	1
Rick Mirer, 1993-96	1
Jon Vaughn, 1993-94	1

TWO-POINT PATs MADE

Player, Seasons	No
1 Lamar Smith, 1994-97	4
2 Chris Warren, 1990-97	2
3 Brian Blades, 1988-97	1
Rick Tuten, 1991-97	1
Jon Vaughn, 1993-94	1

RUSHING ATTEMPTS

Player, Seasons	No
1 Curt Warner, 1983-89	1,649
2 Chris Warren, 1990-97	1,559
3 John L. Williams, 86-93	1,148
4 Sherman Smith, 1976-82	810
5 Dan Doornink, 1979-85	463
6 Derrick Fenner, 1989-91	317
7 Jim Zorn, 1976-84	307
8 David Hughes, 1981-85	294
Dave Krieg, 1980-91	294
10 David Sims, 1977-79	293

RUSHING YARDS

Player, Seasons	No
1 Chris Warren, 1990-97	6,706
2 Curt Warner, 1983-89	6,705
3 John L. Williams, 86-93	4,579
4 Sherman Smith, 1976-82	3,429
5 Dan Doornink, 1979-85	1,530
6 Jim Zorn, 1976-84	1,494
7 Lamar Smith, 1994-97	1,286
8 David Sims, 1977-79	1,174
9 Derrick Fenner, 1989-91	1,117
10 Dave Krieg, 1980-91	1,090

RUSHING TOUCHDOWNS

Player, Seasons	No
1 Curt Warner, 1983-89	55
2 Chris Warren, 1990-97	44
3 Sherman Smith, 1976-82	28
4 Derrick Fenner, 1989-91	19
David Sims, 1977-79	19
6 Jim Zorn, 1976-84	17
John L. Williams, 1986-93	17
8 Dan Doornink, 1979-85	14
9 Dave Krieg, 1980-91	10
Lamar Smith, 1994-97	10

PASSING ATTEMPTS

Player, Seasons	No
1 Dave Krieg, 1980-91	3,576
2 Jim Zorn, 1976-84	2,992
3 Rick Mirer, 1993-96	1,523
4 Warren Moon, 1997	528
5 Kelly Stouffer, 1988-92	437
6 John Friesz, 1995-97	367
7 Stan Gelbaugh, 1992-96	273
8 Jeff Kemp, 1987-91	249
9 Steve Myer, 1976-79	160
10 Dan McGwire, 1991-94	147

PASSING COMPLETIONS

Player, Seasons	No
1 Dave Krieg, 1980-91	2,096
2 Jim Zorn, 1976-84	1,593
3 Rick Mirer, 1993-96	814
4 Warren Moon, 1997	313
5 Kelly Stouffer, 1988-92	225
6 John Friesz, 1995-97	199
7 Stan Gelbaugh, 1992-95	131
8 Jeff Kemp, 1987-91	130
9 Steve Myer, 1976-79	83
10 Dan McGwire, 1991-94	74

PASSING YARDS

Player, Seasons	No
1 Dave Krieg, 1980-91	26,132
2 Jim Zorn, 1976-84	20,122
3 Rick Mirer, 1993-96	9,094
4 Warren Moon, 1997	3,678
5 John Friesz, 1995-97	2,562
6 Kelly Stouffer, 1988-92	2,333
7 Jeff Kemp, 1987-91	1,735
8 Stan Gelbaugh, 1992-96	1,426
9 Steve Myer, 1976-79	851
10 Dan McGwire, 1991-94	745

TOUCHDOWN PASSES

Player, Seasons	No
1 Dave Krieg, 1980-91	195
2 Jim Zorn, 1976-84	107
3 Rick Mirer, 1993-96	41
4 Warren Moon, 1997	25
5 John Friesz, 1995-97	11
6 Jeff Kemp, 1987-91	9
7 Kelly Stouffer, 1988-92	7
Stan Gelbaugh, 1992-96	7
9 Steve Myer, 1976-79	6
10 Gale Gilbert, 1985-86	4

PASSES HAD INTERCEPTED

Player, Seasons	No
1 Dave Krieg, 1980-91	148
2 Jim Zorn, 1976-84	133
3 Rick Mirer, 1993-96	56
4 Kelly Stouffer, 1988-92	19
5 Jeff Kemp, 1987-91	18
6 Warren Moon, 1997	16
7 Steve Myer, 1976-79	14
8 Stan Gelbaugh, 1992-96	12
9 John Friesz, 1995-97	7
10 Dan McGwire, 1991-93	6

TIMES SACKED

Player, Seasons	No
1 Dave Krieg, 1980-91	341
2 Jim Zorn, 1976-84	200
3 Rick Mirer, 1993-96	138
4 Kelly Stouffer, 1988-92	50
5 Stan Gelbaugh, 1992-96	36
6 Warren Moon, 1997	30
7 Dan McGwire, 1991-94	20
8 John Friesz, 1995-97	17
9 Jeff Kemp, 1987-91	14
10 Sam Adkins, 1977-82	9
Steve Myer, 1976-79	9

QUARTERBACK RATING (Minimum 100 Attempts)


Player, Seasons	No
1 Warren Moon, 1997	83.7
2 Dave Krieg, 1980-91	82.3
3 John Friesz, 1995-97	77.8
4 Jim Zorn, 1976-84	67.8
5 Rick Mirer, 1993-96	65.2
6 Gale Gilbert, 1985-86	64.7
7 Jeff Kemp, 1987-91	56.6
8 Kelly Stouffer, 1988-92	54.5
Dan McGwire, 1991-94	54.5
10 Stan Gelbaugh, 1992-96	54.2

PASS RECEPTIONS

Player, Seasons	No
1 Steve Largent, 1976-89	819
2 Brian Blades, 1988-97	566
3 John L. Williams, 1986-93	471
4 Sam McCullum, 1976-81	232
5 Joey Galloway, 1995-97	226
6 Sherman Smith, 1976-82	211
7 Dan Doornink, 1979-85	197
8 Chris Warren, 1990-97	194
9 Curt Warner, 1983-89	193
10 Paul Skansi, 1984-91	163

RECEIVING YARDS

Player, Seasons	No
1 Steve Largent, 1976-89	13,089
2 Brian Blades, 1988-97	7,436
3 John L. Williams, 1986-93	4,151
4 Sam McCullum, 1976-81	3,409
5 Joey Galloway, 1995-97	3,075



Dave Krieg (1980-91)

6 Sherman Smith, 1976-82	2,342
7 Tommy Kane, 1988-92	2,034
8 Dan Doornink, 1979-85	1,940
9 Paul Skansi, 1984-91	1,911
10 Daryl Turner, 1984-87	1,872

RECEIVING TOUCHDOWNS

Player, Seasons	No
1 Steve Largent, 1976-89	100
2 Daryl Turner, 1984-87	36
3 Brian Blades, 1988-97	34
4 Joey Galloway, 1995-97	26
5 Sam McCullum, 1976-81	21
5 John L. Williams, 1986-93	16
6 Ray Butler, 1985-88	13
7 Dan Doornink, 1979-85	11
8 Paul Skansi, 1984-91	10
Sherman Smith, 1976-82	10
10 2 players tied with	9

INTERCEPTIONS

Player, Seasons	No
1 Dave Brown, 1976-86	50
2 Eugene Robinson, 1985-95	42
3 John Harris, 1978-85	41
4 Kenny Easley, 1981-87	32
5 Keith Simpson, 1978-85	19
6 Terry Taylor, 1984-88, 1994	16
7 Robert Blackmon, 1990-96	15
8 Dwayne Harper, 1988-93	13
Darryl Williams, 1996-97	13
10 Patrick Hunter, 1986-94	12

RETURN YARDS

Player, Seasons	No
1 Dave Brown, 1976-86	643
2 Eugene Robinson, 1985-95	586
3 Kenny Easley, 1981-87	528
4 John Harris, 1978-85	425
5 Keith Simpson, 1978-85	338
6 Darryl Williams, 1996-97	320
7 Robert Blackmon, 1990-96	246
8 Dwayne Harper, 1988-93	242
9 Terry Taylor, 1984-88, 1994	202
10 Patrick Hunter, 1988-94	174

RETURN TOUCHDOWNS

Player, Seasons	No
1 Dave Brown, 1976-86	5
2 Kenny Easley, 1981-87	3
Keith Simpson, 1978-85	3
4 Jacob Green, 1980-91	2
John Harris, 1978-85	2
Terry Taylor, 1984-88, 1994	2
Darryl Williams, 1996-97	2
8 11 players tied with	1

PUNTS

Player, Seasons	No
1 Rick Tuten, 1991-97	554
2 Jeff West, 1981-85	299
3 Herman Weaver, 1977-80	257
4 Ruben Rodriguez, 1987-89	192
5 Rick Engles, 1976-77	84
6 Rick Donnelly, 1990-91	80
7 Vince Gamache, 1986	79
8 David Finzer, 1985	68
9 Rohn Stark, 1997	20
10 Alex Waits, 1991	14

PUNTING YARDS

Player, Seasons	No
1 Rick Tuten, 1991-97	24,266
2 Jeff West, 1981-85	11,511
3 Herman Weaver, 1977-80	10,182
4 Ruben Rodriguez, 1987-89	7,733
5 Rick Donnelly, 1990-91	3,227
6 Rick Engles, 1976-77	3,204
7 Vince Gamache, 1986	3,048
8 David Finzer, 1985	2,766
9 Rohn Stark, 1997	813
10 Jimmy Colquitt, 1985	481

INSIDE THE 20

Player, Seasons	No
1 Rick Tuten, 1991-97	147
2 Jeff West, 1981-85	73
3 Herman Weaver, 1977-80	49
4 Ruben Rodriguez, 1987-89	48
5 Rick Donnelly, 1990-91	19
6 Rick Engles, 1976-77	13
7 David Finzer, 1985	12
8 Vince Gamache, 1986	10
9 Rohn Stark, 1997	7
10 2 players tied with	3

TOUCHBACKS

Player, Seasons	No
1 Rick Tuten, 1991-97	45
2 Jeff West, 1981-85	28
3 Herman Weaver, 1977-80	19
4 Ruben Rodriguez, 1987-89	17
5 Rick Donnelly, 1990-91	9
6 Vince Gamache, 1986	7
7 David Finzer, 1985	6
8 Rick Engles, 1976-77	4
9 Jimmy Colquitt, 1985	2
Rohn Stark, 1997	2

HAD BLOCKED

Player, Seasons	No
1 Herman Weaver, 1977-80	5
2 Rick Engles, 1976-77	3
3 Kyle Richardson, 1997	2
Rick Tuten, 1991-97	2
5 Ruben Rodriguez, 1987-89	1

PUNT RETURNS

Player, Seasons	No
1 Chris Warren, 1990-97	94
2 Bobby Joe Edmonds, 1986-88	89
3 Paul Johns, 1981-84	74
4 Kelvin Martin, 1993-94	65
5 Will Lewis, 1980-81	57
6 Paul Skansi, 1984-91	53
7 Joey Galloway, 1995-97	51
8 Ronnie Harris, 1994-97	43
9 Rufus Crawford, 1978	34
10 Kenny Easley, 1981-87	26

FAIR CATCHES

Player, Seasons	No
1 Chris Warren, 1990-97	60
2 Kelvin Martin, 1993-94	35
3 Bobby Joe Edmonds, 1986-88	26
4 Paul Johns, 1981-84	23
5 Ronnie Harris, 1994-97	22
6 Joey Galloway, 1995-97	17
7 James Jefferson, 1989-93	10
Will Lewis, 1980-81	10
9 Paul Skansi, 1984-91	9
10 2 players tied with	7

PUNT RETURN YARDS

Player, Seasons	No
1 Bobby Joe Edmonds, 1986-88	1,010
2 Paul Johns, 1981-84	843
3 Chris Warren, 1990-97	819
4 Kelvin Martin, 1993	550
5 Joey Galloway, 1995-97	518
6 Paul Skansi, 1984-91	500
7 Will Lewis, 1980-81	449
8 Ronnie Harris, 1994-97	361
9 Kenny Easley, 1981-87	302
10 Rufus Crawford, 1978	284

PUNT RETURN TDs

Player, Seasons	No
1 Paul Johns, 1981-84	2
Joey Galloway, 1995-97	2
3 Bobby Joe Edmonds, 1986-88	1
Will Lewis, 1980-81	1
Chris Warren, 1990-97	1

KICKOFF RETURNS

Player, Seasons	No
1 Steve Broussard, 1995-97	136
2 Bobby Joe Edmonds, 1986-88	101
3 Chris Warren, 1990-97	86
4 Randall Morris, 1984-88	82
5 Al Hunter, 1977-80	78
6 Zachary Dixon, 1983-84	74
7 Michael Bates, 1993-94	56
8 Will Lewis, 1980-81	45
9 Derek Loville, 1990-91	36
10 Rufus Crawford, 1978	35

KICKOFF RETURN YARDS

Player, Seasons	No
1 Steve Broussard, 1995-97	3,119
2 Bobby Joe Edmonds, 1986-88	2,228
3 Chris Warren, 1990-97	1,794
4 Al Hunter, 1977-80	1,717
5 Randall Morris, 1984-88	1,621
6 Zachary Dixon, 1983-84	1,594
7 Michael Bates, 1993-94	1,111
8 Will Lewis, 1980-81	963
9 Rufus Crawford, 1978	829
10 Derek Loville, 1990-91	771

KICKOFF RETURN TDs

Player, Seasons	No
1 Zachary Dixon, 1983-84	1
James Jefferson, 1989-93	1
Jon Vaughn, 1993-94	1

FUMBLES

Player, Seasons	No
1 Dave Krieg, 1980-91	108
2 Jim Zorn, 1976-84	49
3 Curt Warner, 1983-89	38
4 Chris Warren, 1990-97	26
5 Rick Mirer, 1993-96	24
6 Sherman Smith, 1976-82	22
7 Kelly Stouffer, 1988-92	20
8 John L. Williams, 1986-93	18
9 Steve Largent, 1976-89	17
10 2 players tied with	13

OPPONENT FUMBLE RECOVERIES

Player, Seasons	No
1 Jacob Green, 1980-91	17
2 Eugene Robinson, 1985-95	14
3 Dave Brown, 1976-86	11
Jeff Bryant, 1982-93	11
John Harris, 1978-85	11
6 Kenny Easley, 1981-87	9
Greg Gaines, 1981, 83-88	9
Shelton Robinson, 1982-85	9



Nesby Glasgow (1988-92)

Player, Seasons	No
Terry Wooden, 1990-96	9
10 2 players tied with	8

YARDS WITH OPPONENT FUMBLE RECOVERY

Player, Seasons	No
1 Corey Harris, 1995-96	85
2 Antonio Edwards, 1993-97	83
3 Jacob Green, 1980-91	79
4 Chad Brown, 1997	68
5 Carlton Gray, 1993-96	62
John Harris, 1978-85	62
7 Fredd Young, 1984-87	58
8 Nesby Glasgow, 1988-92	56
9 Cornell Webster, 1977-80	54
10 Dwayne Harper, 1988-93	53

OPPONENT FUMBLE RETURN TDs

Player, Seasons	No
1 Chad Brown, 1997	2
Jacob Green, 1980-91	2
Shelton Robinson, 1982-85	2
4 12 tied with	1

OWN FUMBLE RECOVERIES

Player, Seasons	No
1 Dave Krieg, 1980-91	27
2 Curt Warner, 1983-89	13
3 Jim Zorn, 1976-84	12
4 Chris Warren, 1990-97	10
5 John L. Williams, 1986-93	9
6 Edwin Bailey, 1981-91	7
Sherman Smith, 1976-82	7
Rick Mirer, 1993-96	7
9 Bryan Millard, 1984-91	6
Kelly Stouffer, 1988-92	6

TACKLES

Player, Seasons	No
1 Eugene Robinson, 1985-95	984
2 Keith Butler, 1978-87	813
3 Joe Nash, 1982-96	779
4 Jacob Green, 1980-91	718
5 Jeff Bryant, 1982-93	689
6 Dave Brown, 1976-86	684
7 John Harris, 1978-85	649
8 Michael Jackson, 1979-86	574
9 Terry Wooden, 1990-96	568
10 Terry Beeson, 1977-81	561

QUARTERBACK SACKS

Player, Seasons	No
1 Jacob Green, 1980-91	116.0
2 Jeff Bryant, 1982-93	63.0
3 Cortez Kennedy, 1990-97	48.5
4 Joe Nash, 1982-96	47.5
5 Michael Sinclair, 1991-97	44.0
6 Rufus Porter, 1988-94	37.5
7 Manu Tuiaosopo, 1979-83	21.0
8 Bill Gregory, 1978-80	20.0
Michael McCrary, 1993-96	20.0
10 Fredd Young, 1984-87	19.0
Sam Adams, 1994-97	19.0

YARDS LOST ON SACKS

Player, Seasons	No
1 Jacob Green, 1980-91	753
2 Jeff Bryant, 1982-93	469
3 Cortez Kennedy, 1990-97	321
4 Joe Nash, 1982-96	312
Rufus Porter, 1988-94	312
6 Michael Sinclair, 1991-97	240
7 Bill Gregory, 1978-80	177
8 Manu Tuiaosopo, 1979-83	156
9 Sam Adams, 1994-97	153
10 Fredd Young, 1984-87	151

FORCED FUMBLES

Player, Seasons	No
1 Jacob Green, 1980-91	28
2 Rufus Porter, 1988-94	14
3 Joe Nash, 1982-96	13
Bruce Scholtz, 1982-88	13
Michael Sinclair, 1991-97	13
6 Jeff Bryant, 1982-93	12
7 Keith Butler, 1978-87	11
Keith Simpson, 1978-85	11
9 4 players tied with	10

BLOCKED PUNTS

Player, Seasons	No
1 Kerry Justin, 78-83, 86-87	3
2 Don Dufek, 1976-77, 1979	2
Patrick Hunter, 1986-94	2
Sam Merriman, 1983-87	2
Fredd Young, 1984-87	2
6 Michael Bates, 1993-94	1
Autry Beamon, 1977-79	1
Tony Burse, 1987	1

Peter Cronan, 1977-79, 1981	1
Greg Gaines, 1981, 1983-88	1
Sam McCullum, 1976-81	1
Steve Raible, 1976-81	1
Terry Taylor, 1984-88, 1994	1
Byron Walker, 1982-86	1

BLOCKED PUNTS RETURNED FOR TOUCHDOWN

Player, Seasons	No
1 Autry Beamon, 1977-79	1
Jessie Green, 1979-80	1
Eric Lane, 1981-87	1
Sam Merriman, 1983-87	1
Paul Moyer, 1983-89	1
Steve Raible, 1976-81	1
Eugene Robinson, 1985-95	1
Terry Taylor, 1984-88, 1994	1

BLOCKED PAT'S

Player, Seasons	No
1 Mike White, 1981-82	3
2 Jeff Bryant, 1982-93	2
Jacob Green, 1980-91	2
Joe Nash, 1982-96	2
5 Dennis Boyd, 1977-79, 1981-82	1
Brian Fiones, 1981-82	1
Terry Wooden, 1990-96	1

BLOCKED FIELD GOALS

Player, Seasons	No
1 Joe Nash, 1982-96	8
2 Jeff Bryant, 1982-93	3
3 Dennis Boyd, 1977-79, 1981-82	2
Jacob Green, 1980-91	2
Mike White, 1981-82	2
6 15 players tied with	1

BLOCKED FIELD GOALS RETURNED FOR TOUCHDOWN

Player, Seasons	No
1 Robert Blackmon, 1990-96	1
Vernon Dean, 1988	1
Byron Walker, 1982-86	1

RETURN TOUCHDOWNS

(Touchdowns scored via Interception, Fumble, Kickoff, Punt, Blocked Punt, or Blocked Field Goal)

Player, Seasons	No
1 Dave Brown, 1976-86	5
2 Jacob Green, 1980-91	4
3 Kenny Easley, 1981-87	3
Keith Simpson, 1978-86	3
Terry Taylor, 1984-88, 1994	3
6 9 players tied with	2

Yearly Leaders



TOUCHDOWNS

		G/S	Tot	Rush	Rec	Ret	PAT	Pts
1976	Sherman Smith	12	5	4	1	0	0/0	30
1977	Steve Largent	14	10	0	10	0	0/0	60
1978	David Sims	12	15*	14*	1	0	0/0	90*
1979	Sherman Smith	16	15	11	4	0	0/0	90
1980	Jim Jodat	16	6	5	1	0	0/0	36
1981	Steve Largent	16	10	1	9	0	0/0	60
1982	Steve Largent	8	3	0	3	0	0/0	18
1983	Curt Warner	16	14+	13	1	0	0/0	84
1984	Steve Largent	16	12	0	12	0	0/0	72
1985	Daryl Turner	16	13	0	13*	0	0/0	78
1986	Curt Warner	16	13	13+	0	0	0/0	78
1987	Curt Warner	12	10	8	2	0	0/0	60
1988	Curt Warner	16	12	10	2	0	0/0	72
1989	John L. Williams	16	7	1	6	0	0/0	42
1990	Derrick Fenner	16	15+	14+	1	0	0/0	90
1991	John L. Williams	16	5	4	1	0	0/0	30
1992	Tommy Kane	11	3	0	3	0	0/0	18
	Chris Warren	16	3	3	0	0	0/0	18
	John L. Williams	16	3	1	2	0	0/0	18
1993	Chris Warren	14	7	7	0	0	0/0	42
1994	Chris Warren	16	11	9	2	0	1/1	68
1995	Chris Warren	16	16	15+	1	0	0/1	96
1996	Lamar Smith	16	8	8	0	0	3/3	54
	Joey Galloway	16	8	0	7	1	0/0	48
1997	Joey Galloway	15	12	0	12+	0	0/0	72

KICK SCORING

	G	PATs	FGs	Pts.
1976	John Leypoldt	11	19-22	43
1977	John Leypoldt	14	33-37	60
1978	Efren Herrera	16	40-44	79
1979	Efren Herrera	16	43-46	100
1980	Efren Herrera	16	33-33	93
1981	Efren Herrera	12	23-25	59
1982	Norm Johnson	9	13-14	43
1983	Norm Johnson	16	49-50	103
1984	Norm Johnson	16	50-51	110
1985	Norm Johnson	16	40-41	82
1986	Norm Johnson	16	42-42	108
1987	Norm Johnson	13	40-40	85
1988	Norm Johnson	16	39-39	105
1989	Norm Johnson	16	27-27	72
1990	Norm Johnson	16	33-34	102
1991	John Kasay	16	27-28	102
1992	John Kasay	16	14-14	56
1993	John Kasay	16	29-29	98
1994	John Kasay	16	25-26	85
1995	Todd Peterson	16	40-40	109
1996	Todd Peterson	16	27-27	111
1997	Todd Peterson	16	37-37	103

* Led NFL; + Led AFC

RUSHING

		G/S	Att	Yds	Avg	LG	TD
1976	Sherman Smith	12	119	537	4.5	53	4
1977	Sherman Smith	14	163	763	4.7	39	4
1978	Sherman Smith	12	165	805	4.9	67	6
1979	Sherman Smith	16	194	775	4.0	31	11
1980	Jim Jodat	16	155	632	4.1	26	5
1981	Theotis Brown	10	141	531	3.8	43	6
1982	Sherman Smith	9	63	202	3.2	19	0
1983	Curt Warner	16	335+	1449+	4.3	60	13
1984	David Hughes	16	94	327	3.3	14	1
1985	Curt Warner	16	291	1094	3.8	38	8
1986	Curt Warner	16	319+	1481+	4.6	60	13+
1987	Curt Warner	12	234	985	4.2	57	8
1988	Curt Warner	16	266	1025	3.9	29	10
1989	Curt Warner	16	194	631	3.3	34	3
1990	Derrick Fenner	16	215	859	4.0	36	14*
1991	John L. Williams	16	188	741	3.9	42	4
1992	Chris Warren	16	223	1017	4.6	52	3
1993	Chris Warren	14	273	1072	3.9	45	7
1994	Chris Warren	16	333	1545+	4.6+	41	9
1995	Chris Warren	16	310	1346	4.3	52	15+
1996	Chris Warren	14	203	885	4.2	51	5
1997	Chris Warren	15	200	847	4.2	36	4

* Led NFL; + Led AFC

PASSING

		G/S	Att	Cmp	Yds	Pct	TD	Int	Rate
1976	Jim Zorn	14/14	439*	208	2571	47.3	12	27	49.5
1977	Jim Zorn	10/10	251	104	1683	41.4	16	19	54.3
1978	Jim Zorn	16/16	443+	248+	3283+	56.0	15	20	72.2
1979	Jim Zorn	16/16	505^	285	3661	56.4	20	18	77.7
1980	Jim Zorn	16/16	488	276	3346	56.6	17	20	72.3
1981	Jim Zorn	13/13	397	236	2788	59.4	13	9	82.3
1982	Jim Zorn	9/7	245	126	1540	51.4	7	11	62.0
1983	Dave Krieg	9/8	243	147	2139	60.5	18	11	95.0
1984	Dave Krieg	16/16	480	276	3671	57.5	32	24	83.3
1985	Dave Krieg	16/16	532	285	3602	53.6	27	20	76.2
1986	Dave Krieg	15/15	375	225	2921	60.0	21	11	91.0
1987	Dave Krieg	12/12	294	178	2131	60.5	23	15	87.6
1988	Dave Krieg	9/9	228	134	1741	58.8	18	8*	94.6
1989	Dave Krieg	15	499	286	3309	57.3	21	20	74.8
1990	Dave Krieg	16/16	448	265	3194	59.2	15	20	73.6
1991	Dave Krieg	10	285	187	2080	65.6*	11	12	82.5
1992	Stan Gelbaugh	10	255	121	1307	47.5	6	11	52.9
1993	Rick Mirer	16/16	486	274	2833	56.4	12	17	67.0
1994	Rick Mirer	13	381	195	2151	51.2	11	7*	70.2
1995	Rick Mirer	15	391	209	2564	53.5	13	20+	63.7
1996	John Friesz	8	211	120	1629	56.9	8	4	86.4
1997	Warren Moon	15/14	528	313	3678	59.3	25	16	83.7

* Led NFL; + Led AFC

RECEIVING

		G/S	No	Yds	Avg	LG	TD
1976	Steve Largent	14/13	54	705	13.0	45	4
1977	Steve Largent	14/14	33	643	19.4	74	10
1978	Steve Largent	16/16	71+	1168	16.5	57	8
1979	Steve Largent	15/15	66	1237+	18.7	55	9
1980	Steve Largent	16/16	66	1064	16.1	67	6
1981	Steve Largent	16/16	75	1224	16.3	57	9

		G/S	No	Yds	Avg	LG	TD
1982	Steve Largent	8/8	34	493	14.5	45	3
1983	Steve Largent	15/15	72	1074	14.9	46	11
1984	Steve Largent	16/16	74	1164	15.7	65	12
1985	Steve Largent	16/16	79	1287+	16.3	43	6
1986	Steve Largent	16/16	70	1070	15.3	38	9
1987	Brian Blades	13	58	912	15.7	55	8
1988	John L. Williams	16	58	651	11.2	75	3
1989	Brian Blades	16	77	1063	13.8	60	5
1990	John L. Williams	16	73	699	9.6	60	0
1991	Brian Blades	16	70	1003	14.3	52	2
1992	John L. Williams	16	74	556	7.5	27	2
1993	Brian Blades	16	80	945	11.8	41	3
1994	Brian Blades	16	81	1086	13.4	45	4
1995	Brian Blades	16	77	1001	13.0	49	4
1996	Joey Galloway	16/16	57	987	17.3	65	7
1997	Joey Galloway	15/15	72	1049	14.6	53	12+

* Led NFL; + Led AFC

RECEIVING YARDS

		G/S	Yds	No	Avg	LG	TD
1976	Steve Largent	14/13	705	54	13.0	45	4
1977	Steve Largent	14/14	643	33	19.4	74	10
1978	Steve Largent	16/16	1168	71+	16.5	57	8
1979	Steve Largent	15/15	1237+	66	18.7	55	9
1980	Steve Largent	16/16	1064	66	16.1	67	6
1981	Steve Largent	16/16	1224	75	16.3	57	9
1982	Steve Largent	8/8	493	34	14.5	45	3
1983	Steve Largent	15/15	1074	72	14.9	46	11
1984	Steve Largent	16/16	1164	74	15.7	65	12
1985	Steve Largent	16/16	1287+	79	16.3	43	6
1986	Steve Largent	16/16	1070	70	15.3	38	9
1987	Steve Largent	13	912	58	15.7	55	8
1988	Brian Blades	/7	682	40	17.1	55	8
1989	Brian Blades	16	1063	77	13.8	60	5
1990	Tommy Kane		776	52	14.9	63	4
1991	Brian Blades		1003	70	14.3	52	2
1992	John L. Williams	16	556	74	7.5	27	2
1993	Brian Blades	16	945	80	11.8	41	3
1994	Brian Blades	16	1086	81	13.4	45	4
1995	Joey Galloway	16	1037	67	15.5	59	7
1996	Joey Galloway	16/16	987	57	17.3	65	7
1997	Joey Galloway	15/15	1049	72	14.6	53	12+

* Led NFL; + Led AFC

INTERCEPTIONS

		G/S	No	Yds	Avg	LG	TD
1976	Dave Brown	14/14	4	70	17.5	33	0
	Rolly Woolsey	14	4	19	4.7	13	0
1977	Autry Beamon	14	6	36	6.0	16	0
1978	Cornell Webster	15	5	9	1.8	14	0
1979	Dave Brown	16/16	5	46	9.2	23	0
1980	Dave Brown	16	6	32	5.3	24	0
	John Harris	16	6	28	4.7	15	0
1981	John Harris	16	10+	155	15.5	42	2+
1982	Kenny Easley	8	4	48	12.0	44	0
	John Harris	9	4	33	8.3	18	0
1983	Kenny Easley	16	7	96	13.2	38	0
1984	Kenny Easley	16	10+	126	12.6	58	2*
1985	John Harris	16	7	20	2.9	17	0

		G/S	No	Yds	Avg	LG	TD
1986	Dave Brown	16	5	58	11.6	24	1
1987	Kenny Easley	12	4	47	11.8	22	0
1988	Paul Moyer	16	6	79	13.2	34	0
1989	Eugene Robinson	16	5	24	4.8	20	0
1990	Eugene Robinson	16	3	89	29.7	39	0
	Dwayne Harper	16	3	69	23.0	47	0
1991	Eugene Robinson	16	5	56	11.2	27	0
1992	Eugene Robinson	16	7	126	18.0	49	0
1993	Eugene Robinson	16	9*	80	8.9	28	0
1994	Patrick Hunter	5	3	85	28.3	51	0
	Terry Wooden	16	3	78	26.0	69t	1
	Orlando Watters	16	3	39	13.0	18	1
	Eugene Robinson	13/13	3	18	6.0	18	0
1995	Robert Blackmon	13	5	46	9.2	21	0
1996	Darryl Williams	16/16	5	148	29.6	79	1
1997	Darryl Williams	16/16	8+	172	21.5	44	1

PUNTING

		G	No	Yards	Avg	Net	LG	TB	I20	Bik
1976	Rick Engles	14	80	3067	38.3	29.9	55	3	13	2
1977	Herman Weaver	13	58	2293	39.5	31.8	59	4	10	1
1978	Herman Weaver	16	66	2440	37.0	29.5	59	6	13	0
1979	Herman Weaver	16	66	2651	40.2	33.4	60	3	11	3
1980	Herman Weaver	16	67	2798	41.8	31.6	62	7	14	2
1981	Jeff West	15	66	2578	39.1	36.1+	56	2	16	0
1982	Jeff West	9	48	1835	38.2	36.7	52	3	8	0
1983	Jeff West	16	79	3115	39.5	34.6	56	10	25	0
1984	Jeff West	16	95	3567	37.5	33.3	60	10	24	0
1985	Dave Finzer	12	68	2766	40.7	34.6	61	6	12	0
1986	Vince Gamache	16	79	3048	38.6	33.0	55	7	10	0
1987	Ruben Rodriguez	12	47	1880	40.0	34.0	63	5	17	0
1988	Ruben Rodriguez	16	70	2858	40.8	36.8	68	4	14	0
1989	Ruben Rodriguez	16	75	2995	39.9	32.9	59	8	17	1
1990	Rick Donnelly	16	67	2722	40.6	34.4	54	8	18	0
1991	Rick Tuten	10	49	2106	43.0	36.9	60	3	8	0
1992	Rick Tuten	16	108*	4760*	44.1	38.7	65	8	29*	0
1993	Rick Tuten	16	90	4007	44.5	37.3	64	7	21	1
1994	Rick Tuten	16	91	3905	42.9	36.7	64	7	33	0
1995	Rick Tuten	16	83	3735	45.0*	36.5	73*	8	21	0
1996	Rick Tuten	16	85	3746	44.1	34.5	66	7	21	1
1997	Rick Tuten	11	48	2007	41.8	36.4	65	5	15	0

* Led NFL; + Led AFC

SACKS

		G	No			G	No
1976	Steve Niehaus	14	9.5	1988	Jacob Green	16	9.0
1977	Alden Roche	12	3.5	1989	Rufus Porter	16	10.5
1978	Bill Gregory	16	9.0	1990	Jacob Green	16	12.5
1979	Manu Tuiaosopo	16	8.0	1991	Rufus Porter	15	10.0
1980	Jacob Green	14	6.5	1992	Cortez Kennedy	16	14.0
1981	Jacob Green	16	12.0	1993	Michael Sinclair	9	8.0
1982	Jeff Bryant	9	3.0	1994	Michael Sinclair	12	4.5
	Jacob Green	9	3.0	1995	Antonio Edwards	13	6.5
1983	Jacob Green	16	16.0		Cortez Kennedy	16	6.5
1984	Jeff Bryant	16	14.5	1996	Michael McCrary	16	13.5+
1985	Jacob Green	16	13.5	1997	Michael Sinclair	16	12.0
1986	Jacob Green	16	12.0				
1987	Jacob Green	12	9.5				

* NFL leader

+ AFC leader

PUNT RETURNS

		G/S	No	FC	Yds	Avg	LG	TD
1976	Lyle Blackwood	11	19	2	132	6.9	26	0
1977	Walter Packer	10	20	0	131	6.5	31	0
1978	Rufus Crawford	16	34	4	284	8.4	22	0
1979	Tony Green	11	16	3	121	7.6	30	0
1980	Will Lewis	16	41	9	349	8.5	75	1
1981	Paul Johns	16	16	4	177	11.1	34	0
1982	Paul Johns	9	19	10	210	11.1	37	0
1983	Paul Johns	11	28	5	316	11.3	75	1*
1984	Kenny Easley	16	16	5	194	12.1	42	0
1985	Paul Skansi	12	31	7	312	10.1	32	0
1986	Bobby Joe Edmonds	15	34	14	419	12.3*	75	1+
1987	Bobby Joe Edmonds	11	20	4	251	12.6+	40	0
1988	Bobby Joe Edmonds	16	35	8	340	9.7	41	0
1989	David Hollis	10	18	7	164	9.1	21	0
1990	Chris Warren	16	28	16	269	9.6	39	0
1991	Chris Warren	16	32	19	298	9.3	59	1*
1992	Chris Warren	16	34	25	252	7.4	16	0
1993	Kelvin Martin	16	32	15	270	8.4	33	0
1994	Kelvin Martin	16	33	20	280	8.5	23	0
1995	Joey Galloway	16	36	12	360	10.0	89*	1
1996	Joey Galloway	16	15	5	158	10.5	88+	1+
1997	Ronnie Harris	13	21	12	144	6.9	19	0

KICKOFF RETURNS

		G/S	No	Yds	Avg	LG	TD
1976	Oliver Ross	10	30	655	21.8	45	0
1977	Al Hunter	12	36	820	22.7	41	0
1978	Al Hunter	16	16	385	24.1	38	0
1979	Tony Green	11	20	437	21.9	31	0
1980	Will Lewis	16	25	585	23.4	54	0
1981	Will Lewis	10	20	378	18.9	36	0
1982	Horace Ivory	6	10	224	22.4	30	0
1983	Zachary Dixon	13	49*	1448*	23.4	94	1*
1984	David Hughes	16	17	348	20.5	38	0
1985	Randall Morris	16	31	636	20.5	58	0
1986	Bobby Joe Edmonds	15	34	764	22.5	46	0
1987	Bobby Joe Edmonds	11	27	564	20.9	43	0
1988	Bobby Joe Edmonds	16	40	900	22.5	65	0
1989	James Jefferson	16	22	511	23.2	97+	1*
1990	Chris Warren	16	23	478	20.8	71	0
1991	Chris Warren	16	35	792	22.6	55	0
1992	Chris Warren	16	28	524	18.7	34	0
1993	Michael Bates	16	30	602	20.1	46	0
1994	Michael Bates	15	26	508	19.5	38	0
1995	Steve Broussard	15	43	1062	24.7	70	0
1996	Steve Broussard	12	43	979	22.8	86	0
1997	Steve Broussard	16	50	1076	21.5	43	0

* Led NFL + Led AFC

DEFENSIVE STATISTICS

According to Unofficial Press Box Statistics

TACKLES

		G/S	No			G/S	No
1976	Dave Brown	14/14	111	1987	Fredd Young	13/13	101
1977	Terry Beeson	14/13	134	1988	Eugene Robinson	16/16	114
1978	Terry Beeson	16	153	1989	Eugene Robinson	16	102
1979	Terry Beeson	16	114	1990	Nesby Glasgow	16	83
1980	Michael Jackson	15	136	1991	Terry Wooden	16	100
1981	Michael Jackson	16	140	1992	Eugene Robinson	16	94
1982	Michael Jackson	8	64	1993	Eugene Robinson	16	111
1983	Bruce Scholtz	16/16	104	1994	Rod Stephens	16	128
1984	Shelton Robinson	16/16	93	1995	Terry Wooden	16	135
1985	Fredd Young	16	118	1996	Dean Wells	16	107
1986	Fredd Young	15	121	1997	Chad Brown	15	104



Rufus Porter (1988-94)

SPECIAL TEAMS TACKLES

		G	No			G	No
1976	Don Dufek	14	15	1988	Rufus Porter	16	16
1977	Peter Cronan	14	11	1989	Rufus Porter	16	13
	Charles McShane	14	11	1990	James Jones	16	15
1978	Cornell Webster	15	12	1991	David Daniels	16	12
1979	Don Dufek	13	18		Rod Stephens	16	12
1980	Don Dufek	8	13		Chris Warren	16	12
1981	Mike Tice	16	11	1992	Tracy Johnson	16	18
1982	Eric Lane	9	6	1993	Michael Bates	16	22
	Ken McAlister	9	6	1994	Dean Wells	15	16
1983	Don Dufek	14	18	1995	Mack Strong	16	19
1984	Sam Merriman	16	21	1996	Jay Bellamy	16	34
1985	John Kaiser	16	14	1997	Tim Hauck	16	22
1986	Eric Lane	15	16				
1987	David Hollis	11	10				

Coaches video numbers used 1995-97.

Top Performances



RUSHING

Player	Opponent	Att	Yds	Avg.	LG	TD
1. *Curt Warner	vs. Kansas City 11/27/83 (OT)	32	207	6.5	28	3
2. Curt Warner	vs. Denver 12/20/86	24	192	8.0	60t	3
3. Chris Warren	at Houston 12/11/94	30	185	6.2	33	1
4. Chris Warren	at New England 9/19/93	36	174	4.5	17	1
5. Curt Warner	at San Diego 9/15/85	28	169	6.0	21	2
6. Chris Warren	vs. Phoenix 12/19/93 (OT)	27	168	6.2	45	1
7. Chris Warren	vs. Kansas City 11/22/92	20	154	7.7	35	1
8. Sherman Smith	at Chicago 11/5/78	23	152	6.6	67t	2
9. Lamar Smith	at Detroit 10/17/96	33	148	4.5	18	1
10. Chris Warren	vs. San Diego 10/27/96	19	146	7.7	50	1
11. Derrick Fenner	at Denver 9/23/90 (OT)	22	144	6.5	28	3
12. Curt Warner	vs. San Diego 10/6/86	28	142	5.1	21	0
13. Curt Warner	at Denver 10/26/86	21	139	6.6	14	0
14. Steve Broussard	vs. Tennessee 10/5/97	6	138	23.0	77	2
15. Curt Warner	at Denver 10/20/85 (OT)	27	136	5.0	19	0
Chris Warren	at Washington 11/19/95	29	136	4.7	14	1
17. *Curt Warner	vs. Denver 11/6/83	24	135	5.6	23	0
18. Al Hunter	vs. Kansas City 12/17/78	27	133	4.9	55t	2
19. Jon Vaughn	vs. Pittsburgh 12/26/93	26	131	5.0	37	0
20. Curt Warner	vs. L.A. Raiders 11/28/88	27	130	4.8	26	0
21. *Curt Warner	at N.Y. Jets 9/11/83	25	128	5.1	31	2
22. Chris Warren	at Arizona 10/29/95 (OT)	23	127	5.5	52	0
23. Curt Warner	vs. Denver 12/11/88	23	126	5.5	18	4
Chris Warren	vs. Pittsburgh 9/25/94	26	126	4.8	28	1
25. *Sherman Smith	vs. Atlanta 11/7/76	14	124	8.9	53t	1
26. Curt Warner	vs. Green Bay 11/15/87	25	123	4.9	57	1
27. Dan Doornink	at Atlanta 10/29/79	21	122	5.8	26t	2
Curt Warner	at Dallas 11/27/86	22	122	5.5	19	1
Chris Warren	at New England 9/20/92	24	122	5.1	24	1
Chris Warren	vs. L.A. Raiders 12/18/94	24	122	5.1	33	1
Chris Warren	at Denver 11/13/94	18	122	6.8	23	1
32. David Sims	at N.Y. Jets 9/17/78	23	121	5.3	25	3
Chris Warren	at Jacksonville 11/12/95	27	121	4.5	29	1
34. Curt Warner	vs. San Diego 11/22/87	23	119	5.2	27	1
35. Jim Jodat	at Washington 9/28/80	22	117	5.3	12	0
Chris Warren	at Kansas City 10/23/94	19	117	6.2	41	0
37. *Curt Warner	vs. New England 12/18/83	26	116	4.5	14	0
Curt Warner	vs. L.A. Raiders 12/8/86	23	116	5.0	18	2
Chris Warren	vs. Tampa Bay 11/20/94	16	116	7.3	31	0
Chris Warren	vs. Buffalo 12/8/96	21	116	5.5	51	0
41. Chris Warren	vs. Denver 10/1/95	24	115	4.8	18	3
42. Curt Warner	vs. Pittsburgh 9/7/86	21	114	5.4	31	0
43. Eric Lane	at Minnesota 9/30/84	14	113	8.1	40t	1
44. John L. Williams	vs. Kansas City 9/20/87	15	112	7.5	48	1
Curt Warner	at L.A. Raiders 10/25/87	29	112	3.9	9	2
Derrick Fenner	at Green Bay 12/9/90	20	112	5.5	36	1
Chris Warren	vs. Cleveland 11/14/93	24	112	4.7	20	0
Chris Warren	vs. San Diego 10/22/95	18	112	6.2	17	2
49. Curt Warner	at Atlanta 10/2/88	22	110	5.0	21	1
50. *Curt Warner	vs. San Diego 9/18/83	22	109	5.9	23	2
John L. Williams	vs. Denver 12/11/88	20	109	5.5	18	0
John L. Williams	vs. Denver 11/24/91	17	109	6.4	42	0

	Player	Opponent	Att	Yds	Avg.	LG	TD
	Chris Warren	vs. Cincinnati 9/17/95	24	109	4.5	30	1
54.	David Sims	vs. Baltimore 11/12/78	14	106	7.6	44t	2
	Curt Warner	at Washington 9/28/86	16	106	6.6	29	1
56.	Curt Warner	vs. New England 11/17/85	24	105	4.4	24	0
	John L. Williams	vs. L.A. Raiders 11/28/88	17	105	6.2	24	0
	Chris Warren	vs. Oakland 12/17/95	17	105	6.2	35	3
59.	David Sims	at Green Bay 10/15/78	22	104	4.7	12	1
	Theotis Brown	at N.Y. Jets 10/25/81	14	104	7.4	43	0
61.	Chris Warren	vs. Washington 11/8/92	19	103	5.4	36	0
	Chris Warren	vs. Green Bay 9/29/96	18	103	5.7	37	1
63.	John L. Williams	vs. Houston 11/13/88	13	102	7.8	44t	1
	Curt Warner	at L.A. Raiders 10/1/89	21	102	4.8	21	1
	John L. Williams	at Kansas City 1/2/94	16	102	6.4	38	1
66.	*Curt Warner	at L.A. Raiders 10/30/83	23	101	4.4	24	1
	Chris Warren	at Denver 12/10/95	18	101	5.6	24	1
68.	Chris Warren	at Washington 9/4/94	22	100	4.5	13	2
	* Rookie						

100 Yards: Warren 24, Warner 23, Williams 6, Sims 3, Fenner 2, S. Smith 2, Broussard 1, Brown 1, Doornink 1, Hunter 1, Jodat 1, Lane 1, L. Smith 1, Vaughn 1.

PASSING


	Player	Opponent	Att	Cmp	Yds	LG	TD	Int
1.	Dave Krieg	at Denver 11/20/83	42	31	418	50t	3	4
2.	Dave Krieg	at L.A. Raiders 12/18/88	32	19	410	75t	4	1
3.	Warren Moon	vs. Oakland 10/26/97	44	28	409	45	5	0
4.	Dave Krieg	at Denver 11/25/84	44	30	406	80t	3	0
5.	Dave Krieg	vs. Atlanta 10/13/85	51	33	405	54	4	1
6.	Jim Zorn	vs. New Orleans 11/18/79	33	24	384	51t	4	0
7.	Dave Krieg	at San Diego 11/10/91	39	29	379	49	2	1
8.	*Kelly Stouffer	vs. New Orleans 10/16/88	46	27	370	52	1	1
9.	Jeff Kemp	at Detroit 10/18/87	27	20	344	55	4	1
10.	Dave Krieg	vs. Denver 12/15/84	50	30	334	30	2	2
11.	Jim Zorn	vs. San Diego 9/3/78	32	21	329	64t	2	1
12.	Jim Zorn	at Oakland 9/20/81	43	24	327	36t	1	1
13.	Bruce Mathison	vs. Miami 10/4/87	42	20	326	47	2	3
14.	John Friesz	vs. Houston 11/3/96	38	24	323	44	1	2
15.	Jeff Kemp	at Denver 9/15/91	50	21	322	47	0	2
16.	Jim Zorn	at Denver 11/21/82	41	22	318	35t	1	1
17.	Jim Zorn	at Oakland 12/16/79	35	23	314	65t	2	1
18.	Jim Zorn	vs. New England 9/21/80	36	20	312	40	4	1
19.	Dave Krieg	vs. San Diego 10/29/89	49	27	311	24	1	2
20.	Dave Krieg	at Green Bay 10/21/84	35	22	310	31	2	2
21.	Jim Zorn	at Green Bay 10/15/78	32	17	308	48t	1	2
	Jim Zorn	vs. Denver 12/8/79	39	22	308	58	2	2
	Jim Zorn	vs. Kansas City 9/27/81	47	31	308	23	1	0
24.	Dave Krieg	at San Diego 9/15/85	32	22	307	40	5	0
25.	Dave Krieg	at Kansas City 11/11/90	23	16	306	54t	2	0
26.	Dave Krieg	at San Diego 12/14/86	21	15	305	72t	4	0
	* Rookie							

300 Yards: Krieg 11, Zorn 9, Kemp 2, Friesz 1, Mathison 1, Moon 1, Stouffer 1

RECEIVING

	Player	Opponent	No	Yds	Avg.	LG	TD
1.	Steve Largent	at Detroit 10/18/87	15	261	17.4	55	3
2.	Steve Largent	at Denver 11/25/84	12	191	15.9	65	1
3.	+John L. Williams	at L.A. Raiders 12/18/88	7	180	25.7	75t	1
4.	Sam McCullum	at Oakland 12/16/79	8	173	21.6	65t	1

	Player	Opponent	No	Yds	Avg.	LG	TD
5.	Steve Largent	vs. N.Y. Jets 12/6/81	7	169	24.1	57	1
6.	Tommy Kane	at Miami 12/16/90	10	162	16.2	25	0
7.	Brian Blades	at New Orleans 9/1/91	12	160	13.3	31	2
8.	Steve Largent	at St. Louis 11/13/83	8	155	19.4	45	3
	Brian Blades	vs. N.Y. Giants 11/5/95	6	153	25.5	44	2
10.	Steve Largent	vs. New Orleans 11/18/79	9	146	16.2	34t	2
	Brian Blades	vs. Phoenix 9/17/89	9	146	16.2	28	1
12.	* Brian Blades	vs. New Orleans 10/16/88	8	145	18.1	52	1
13.	Steve Largent	at Oakland 10/26/80	4	142	35.5	67t	1
14.	Brian Blades	vs. Kansas City 11/27/94	7	141	20.1	34	0
15.	Charle Young	at San Diego 10/9/83	7	140	20.0	430	
16.	Steve Largent	vs. L.A. Raiders 9/16/79	5	139	27.8	40t	2
	Steve Largent	vs. N.Y. Giants 12/7/80	8	139	17.4	34t	1
18.	Steve Largent	vs. New England 11/17/85	8	138	17.3	27	0
19.	Jimmy Teal	vs. Miami 10/4/87	9	137	15.2	47	0
	Joey Galloway	at Miami 10/6/96	5	137	27.4	65t	2
21.	Steve Largent	vs. Houston 10/21/79	6	135	22.5	55t	2
22.	Steve Largent	vs. Buffalo 10/30/77	4	134	33.5	48t	2
	Brian Blades	vs. Kansas City 12/5/93	7	134	19.1	41	0
24.	Steve Largent	vs. New England 12/18/83	7	133	19.0	46	1
25.	Brian Blades	vs. San Diego 10/3/93	10	132	13.2	20	1
26.	Brian Blades	at San Diego 11/10/91	8	131	16.4	39	0
27.	Steve Largent	vs. Washington 9/25/83	8	130	19.3	45	2
	Steve Largent	at Minnesota 9/30/84	8	130	16.3	30	1
29.	Steve Largent	at Green Bay 10/21/84	7	129	18.4	31	1
	+John L. Williams	vs. L.A. Raiders 12/17/89	12	129	10.8	36	1
31.	* Steve Largent	vs. San Francisco 9/26/76	7	128	18.3	41	1
	Ray Butler	at New England 9/21/86	3	128	42.7	67t	2
33.	Steve Largent	vs. San Diego 9/3/78	6	127	21.2	33t	1
	Steve Largent	at Green Bay 10/15/78	6	127	21.2	48t	1
	Steve Largent	at Atlanta 10/29/79	6	127	21.2	53	0
	Steve Largent	vs. New England 9/21/80	6	127	21.2	31t	2
	Brian Blades	at Denver 12/10/95	7	127	18.1	49	0
38.	Steve Largent	at Chicago 11/5/78	6	126	21.0	31	2
39.	Brian Blades	at L.A. Raiders 12/11/88	4	123	30.8	55	2
40.	Sam McCullum	at Oakland 9/20/81	6	122	20.3	36t	1
	Brian Blades	at Denver 11/26/89	8	122	15.3	29	0
	Tommy Kane	at Denver 9/15/91	6	122	20.3	38	0
43.	Daryl Turner	at San Diego 9/15/85	7	121	17.3	34	4
44.	Steve Largent	at Kansas City 12/2/79	9	120	13.3	28	2
45.	Steve Largent	vs. San Diego 10/4/81	5	118	23.6	34	1
	Paul Johns	vs. Pittsburgh 10/23/83	6	118	19.7	28t	1
	Byron Franklin	vs. San Diego 10/6/86	5	118	23.6	46t	1
48.	+John L. Williams	at Chicago 12/20/87	8	117	14.6	75t	1
	Brian Blades	vs. San Diego 10/29/89	10	117	11.7	21	1
	Joey Galloway	vs. Oakland 10/26/97	7	117	16.7	45	3
51.	Steve Largent	vs. San Diego 11/27/77	4	116	29.0	74t	2
	Steve Largent	vs. San Diego 9/18/83	8	116	14.5	41t	2
	Paul Johns	at Denver 11/20/83	9	116	12.9	20	0
54.	Steve Largent	at Cincinnati 9/6/81	8	114	14.3	36	1
	* Joey Galloway	at Jacksonville 11/12/95	5	114	22.8	38	2
56.	Duke Ferguson	vs. Buffalo 10/30/77	4	113	28.3	45	1
	Brian Blades	at L.A. Raiders 10/1/89	7	113	16.1	32	1
58.	Sam McCullum	vs. St. Louis 9/12/76	4	112	28.0	72t	2
	Steve Raible	at Minnesota 11/14/76	3	112	37.7	80t	1
60.	Steve Largent	vs. Chicago 12/12/82	8	111	13.9	34	0
61.	Steve Largent	at Denver 9/23/79	6	110	18.3	42	0
	Steve Largent	at New Orleans 11/10/85	5	110	22.0	43	0
	+John L. Williams	at San Diego 11/25/90	9	110	12.2	60	0
64.	Steve Largent	vs. Pittsburgh 11/28/82	5	109	21.8	45	0



Steve Largent (1976-89)

	Player	Opponent	No	Yds	Avg.	LG	TD
65.	Steve Largent	vs. Cleveland 12/3/78	8	108	13.5	27	1
	Steve Largent	vs. N.Y. Jets 11/2/86	7	108	15.4	30	1
	*Joey Galloway	vs. Oakland 12/17/95	5	108	21.6	43	1
	Joey Galloway	at Denver 12/1/96	5	108	21.6	43	0
69.	Sam McCullum	at N.Y. Jets 10/19/80	5	107	21.4	58	0
	Ray Butler	vs. Denver 12/13/87	6	107	17.8	40t	2
	Brian Blades	at Cincinnati 12/10/89	6	107	17.8	60t	1
	Brian Blades	at Denver 9/15/91	5	107	21.4	47	1
	Brian Blades	vs. Kansas City 9/3/95	8	107	13.4	23	1
74.	Steve Largent	vs. Buffalo 10/14/84	5	106	21.2	51t	2
	Joey Galloway	vs. San Diego 9/21/97	5	106	21.2	53	1
76.	*David Sims	at Cincinnati 9/25/77	4	105	26.3	82t	1
	Paul Johns	at New England 9/16/84	8	105	13.1	25	0
78.	Steve Largent	vs. Detroit 12/2/84	8	104	13.0	22	2
	Kelvin Martin	at Indianapolis 10/2/94	8	104	13.0	30t	1
80.	+*David Hughes	vs. Kansas City 9/27/81	12	103	8.6	22	0
	Paul Johns	at Denver 11/21/82	5	103	20.6	35	0
	Steve Largent	vs. Atlanta 10/13/85	8	103	12.9	27	1
	Brian Blades	vs. San Diego 12/27/92	6	103	17.2	37	0
84.	Sam McCullum	vs. Denver 12/8/79	5	102	20.4	58	0
	Steve Largent	at Cincinnati 11/16/86	7	102	14.6	28	0
	Tommy Kane	at Pittsburgh 10/20/91	6	102	17.0	60t	0
	*Joey Galloway	at Buffalo 10/15/95	5	102	20.4	54t	1
88.	*Steve Largent	vs. New Orleans 11/21/76	6	101	16.8	22	1
	Steve Largent	vs. Philadelphia 11/02/80	6	101	16.8	27	1
	Steve Largent	vs. Kansas City 12/01/85	7	101	14.4	31	1
91.	Steve Largent	vs. Denver 12/20/86	6	101	16.8	27	0
	Joey Galloway	vs. San Francisco 12/21/97	6	101	16.8	37	2
93.	James McKnight	vs. Oakland 10/26/97	4	100	25.0	42t	1
	* Rookie; + Running Back						

100 Yards: Largent 40, Blades 17, Galloway 8, McCullum 5, Johns 4, Williams 4, Kane 3, Butler 2, Fergerson 1, Franklin 1, Hughes 1, Martin 1, McKnight 1, Raible 1, Sims 1, Teal 1, Turner 1, C. Young 1

SACKS

Player	Opponent	Sacks	Yards
1. Jacob Green	vs. N.Y. Giants 10/19/86	4.0	29.0
Michael Sinclair	vs. Kansas City 9/15/96	4.0	13.0
Michael McCrary	at Oakland 12/22/96	4.0	15.0
4. Jacob Green	vs. L.A. Raiders 10/16/83	3.5	24.5
5. Bill Gregory	vs. Denver 10/29/78	3.0	10.0
Jacob Green	vs. New England 12/18/83	3.0	29.0
Jacob Green	vs. Cleveland 9/3/84	3.0	24.0
Jeff Bryant	vs. Detroit 12/2/84	3.0	19.0
Jacob Green	vs. Cleveland 12/8/85	3.0	15.0
Jacob Green	vs. Philadelphia 11/23/86	3.0	12.0
Fredd Young	vs. Philadelphia 11/23/86	3.0	17.0
Jacob Green	vs. Kansas City 9/11/88	3.0	28.0
Rufus Porter	vs. San Diego 10/15/89	3.0	20.0
Jacob Green	vs. Detroit 12/30/90	3.0	14.0
Rufus Porter	vs. Denver 11/24/91	3.0	16.0
Cortez Kennedy	at New England 9/20/92	3.0	23.0
Michael Sinclair	vs. San Diego 10/3/93	3.0	23.0
Michael Sinclair	vs. Denver 9/8/96	3.0	19.0
Michael Sinclair	vs. Buffalo 12/8/96	3.0	15.0
Michael McCrary	at Jacksonville 12/15/96	3.0	13.0
21. Chad Brown	at Indianapolis 9/14/97	3.0	27.0

* Rookie

3.0 or More: Green 8, Sinclair 4, McCrary 2, Porter 2, Brown 1, Bryant 1, Gregory 1, Kennedy 1, Young 1



Joey Galloway has scored 29 touchdowns over the last three seasons.

Opponent Performances



RUSHING

Player	Team, Date	Att	Yds	Avg.	LG	TD
1. Bo Jackson	L.A. Raiders 11/30/87	18	221	12.3	91t	2
2. Earl Campbell	Houston 10/11/81	39	186	4.8	27	2
3. Walter Payton	Chicago 12/5/76	27	183	6.8	44	0
4. Marcus Allen	L.A. Raiders 12/5/82	24	156	6.5	53	2
Christian Okoye	Kansas City 10/8/89	30	156	5.2	21	1
6. Chuck Muncie	San Diego 11/16/81	20	151	7.6	73t	2
Freeman McNeil	N.Y. Jets 10/27/85	22	151	6.8	30	0
8. Eric Dickerson	L.A. Rams 9/23/85	31	150	4.8	43	3
9. Ted McKnight	Kansas City 9/30/79	12	147	12.3	84t	2
10. Mike Thomas	Washington 9/19/76	27	143	5.3	24	1
11. Earl Campbell	at Houston 9/19/82	30	142	4.7	19	1
12. Mike Pruitt	at Cleveland 11/11/79	15	141	9.4	65t	2
13. Jim Otis	St. Louis 9/12/76	27	140	5.2	18	1
Freeman McNeil	at N.Y. Jets 9/11/83	22	140	6.4	19	0
15. Gerald Riggs	Atlanta 10/13/85	23	139	6.0	30	0
16. Mike Pruitt	Cleveland 9/12/82	30	136	4.5	10	2
17. Barry Sanders	at Detroit 11/17/96	16	134	8.4	40	1
18. Franco Harris	Pittsburgh 10/23/83	31	132	4.3	11	1
Glyn Milburn	at Denver 12/10/95	18	131	7.3	29	0
Adrian Murrell	N.Y. Jets 8/31/97	24	131	5.5	15	0
21. Ottis Anderson	at St. Louis 11/13/83	29	130	4.5	16	0
22. Bobby Humphrey	at Denver 9/23/90 (OT)	25	129	5.2	26	0
Marshall Faulk	Indianapolis 12/4/94	27	129	4.8	45t	1
24. Marion Butts	at San Diego 11/25/90 (OT)	28	128	4.6	19	0
25. Greg Pruitt	Cleveland 12/18/77	22	127	5.3	18	1
Gary Ellis	at Green Bay 11/1/81	23	127	5.5	19	0

PASSING

Player	Team, Date	Att	Cmp	Yds	TD	Int
1. Dan Fouts	at San Diego 9/15/85	43	29	440	4	1
2. John Elway	Denver 12/20/85	42	24	432	1	0
3. Ken O'Brien	N.Y. Jets 11/2/86	32	26	431	4	0
Steve Beuerlein	Phoenix 12/19/93 (OT)	53	34	431	3	2
5. Tony Eason	at New England 9/21/86	45	26	414	3	0
6. Jeff Blake	Cincinnati 11/6/94 (OT)	43	31	387	0	1
7. Warren Moon	at Houston 11/7/93	55	36	369	2	2
8. Randall Cunningham	Philadelphia 12/13/92 (OT)	44	27	365	0	1
9. Lynn Dickey	Green Bay 10/21/84	38	24	364	3	3
10. Jay Schroeder	L.A. Raiders 12/18/88	49	22	354	3	1
11. Jeff Rutledge	at NY Giants 12/11/83	52	29	349	0	2
12. John Elway	Denver 10/22/89	35	18	344	2	0
Mark Herrmann	San Diego 10/6/85	35	26	344	3	3
14. Ken Stabler	Oakland 9/16/79	37	25	343	1	2
15. Ken Stabler	at Oakland 12/16/79	47	31	342	1	2
16. Dan Fouts	at San Diego 12/13/80	42	29	339	1	2
17. John Elway	at Denver 9/13/87	32	22	338	4	1
Dan Fouts	San Diego 9/18/83	41	21	338	4	3
19. John Elway	Denver 12/13/87	42	21	335	1	2
20. Boomer Esiason	at Cincinnati 11/16/86	33	22	334	1	1

	Player	Team, Date	Att	Cmp	Yds	TD	Int
	Jeff Hostetler	at Oakland 10/8/95	33	20	333	2	0
22.	Dan Fouts	San Diego 9/9/84	40	23	332	2	4
23.	Dan Fouts	at San Diego 10/9/83	36	28	331	1	2
24.	Jim Kelly	Buffalo 12/8/96	41	24	324	1	2
25.	John Elway	at Denver 10/26/86	32	18	321	1	1

RECEIVING YARDS

	Player	Team, Date	Yds.	No.	Avg.	LG	TD
1.	Wes Chandler	at San Diego 9/15/85	243	13	18.7	45	1
2.	Al Toon	N.Y. Jets 11/2/86	195	9	21.7	50t	2
3.	Marcus Allen	at L.A. Raiders 10/7/84	173	4	32.3	92	1
4.	Morris Owens	Tampa Bay 10/16/77	166	9	18.4	67t	1
	Henry Marshall	at Kansas City 12/9/84	166	8	20.8	36	1
	Roy Green	Phoenix 9/17/89	166	8	20.8	59t	3
7.	Jerry Rice	San Francisco 9/25/88	163	6	27.2	69t	3
	Tony Martin	at San Diego 9/10/95	163	13	12.5	24	0
9.	James Lofton	at Green Bay 10/21/84	162	5	32.4	79t	2
10.	Stanley Morgan	at New England 9/21/86	161	7	23.0	44t	3
	Wesley Walker	N.Y. Jets 11/2/86	161	6	26.8	83t	1
	Fred Barnett	Philadelphia 12/13/92 (OT)	161	9	17.9	53	1
13.	Darnay Scott	Cincinnati 11/6/94 (OT)	157	7	22.4	76	0
14.	Cliff Branch	Oakland 9/16/79	156	7	22.3	47	0
	Willie Davis	Kansas City 9/3/95	155	6	25.8	60t	2
16.	Vance Johnson	at Denver 11/26/89	154	6	25.7	69	2
17.	Todd Christensen	L.A. Raiders 10/16/83	152	11	13.8	22t	3
	Gary Clark	Phoenix 12/19/93 (OT)	152	12	12.7	28	1
19.	Tony Martin	San Diego 9/18/94	152	6	25.3	99t	1
20.	Wes Chandler	San Diego 10/6/85	150	9	16.7	59	2
	Derrick Alexander	at Baltimore 12/7/97	150	6	25.0	92	0
22.	Carlos Carson	Kansas City 11/27/83 (OT)	149	7	21.3	35	1
	Gary Clark	Washington 12/23/89	149	9	16.6	44t	1
24.	Tim Brown	at Oakland 10/8/95	143	5	28.6	80t	1
25.	Anthony Miller	at San Diego 10/4/92	142	9	15.8	67t	2
	Cris Carter	Minnesota 11/10/96	142	7	20.3	40	0

RECEPTIONS

	Player	Team, Date	No.	Yds.	Avg.	LG	TD
1.	Wes Chandler	at San Diego 9/15/85	13	243	18.7	45	1
	Tony Martin	at San Diego 9/10/95	13	163	12.5	24	0
3.	Gary Clark	Phoenix 12/19/93 (OT)	12	152	12.7	28	1
4.	Todd Christensen	L.A. Raiders 10/16/83	11	152	13.8	22t	3
5.	Don McCauley	Baltimore 11/12/78	10	88	8.8	19	0
	Cliff Branch	at Oakland 12/16/79	10	109	10.9	15	0
	Clarence Williams	at San Diego 10/4/81	10	89	8.9	15	0
	Anthony Miller	San Diego 10/3/93	10	123	12.3	20	1
9.	Ahmad Rashad	at Minnesota 11/14/76	9	93	10.3	17	0
	Morris Owens	Tampa Bay 10/16/77	9	166	18.4	67t	1
	Raymond Chester	Oakland 9/16/79	9	69	7.7	12	0
	Wilbur Jackson	at San Francisco 10/7/79	9	60	6.7	20	0
	*John Jefferson	at San Diego 10/14/79	9	137	15.2	49t	2
	James Brooks	San Diego 11/16/81	9	90	10.0	23	0
15.	Wes Chandler	San Diego 10/6/85	9	150	16.7	59	2
	Al Toon	N.Y. Jets 11/2/86	9	195	21.7	50t	2
	Stephone Paige	Kansas City 9/11/88	9	99	11.0	18	1
	Gary Clark	Washington 12/23/89	9	149	16.6	44t	1
	Vance Johnson	at Denver 9/23/90	9	120	13.3	22	0

Player	Team, Date	No.	Yds.	Avg.	LG	TD
Stephone Paige	Kansas City 10/21/90	9	80	8.9	16	0
Mervyn Fernandez	L.A. Raiders 10/13/91	9	96	10.7	24	0
Anthony Miller	at San Diego 10/4/92	9	142	15.8	67t	2
Fred Barnett	Philadelphia 12/13/92 (OT)	9	161	17.9	53	1
Tim Brown	L.A. Raiders 9/12/93	9	97	10.8	33t	1
25. Webster Slaughter	at Houston 11/7/93	9	135	15.0	36	1
Larry Centers	at Arizona 10/29/85 (OT)	9	73	8.1	23	0

* rookie


SACKS

Player	Team, Date	Sacks	Yards
1. Derrick Thomas	at Kansas City 11/11/90	7.0*	60.0
2. Barney Chavous	Denver 12/21/80	4.0	47.0
Anthony Smith	L.A. Raiders 10/18/92	4.0	29.0
Anthony Smith	L.A. Raiders 9/12/93	4.0	21.0
Leslie O'Neal	San Diego 10/22/95	4.0	26.0
6. Keith Willis	Pittsburgh 10/23/83	3.5	15.0
Randy White	Dallas 12/4/83	3.5	30.0
Simon Fletcher	Denver 11/30/92 (OT)	3.5	23.5
9. 11 players tied with		3.0	

* NFL record



Carl Eller (1979)



Franco Harris (1984)



Mike Curtis (1976)



Lawrence McCutcheon (1980)

All-Time Honors



Captains

Offense

1976	Norm Evans, T
1977	Norm Evans, T
1978	Norm Evans, T
1979	Steve Largent, WR
1980	Steve Largent, WR
1981	Steve Largent, WR
1982	Steve Largent, WR
1983	Steve Largent, WR
1984	Charle Young, TE
1985	Steve Largent, WR
1986	Steve Largent, WR
1987	Steve Largent, WR
	Curt Warner, RB
1988	Steve Largent, WR
1989	Steve Largent, WR
1990	Dave Krieg, QB
1991	Dave Krieg, QB
1992	John L. Williams, FB
1993	John L. Williams, FB
1994	Ray Donaldson, C
1995	Rick Mirer, QB
1996	Rick Mirer, QB
	Chris Warren, RB
1997	John Friesz, QB

Defense

Mike Curtis, LB
Eddie McMillan, S
Dennis Boyd, DT
Dennis Boyd, DE
Keith Simpson, S
Keith Simpson, CB
Keith Simpson, CB
Dave Brown, CB
Dave Brown, CB
Dave Brown, CB
Dave Brown, CB
Kenny Easley, S
Jacob Green, DE
Eugene Robinson, S
Jacob Green, DE
Jacob Green, DE
Jacob Green, DE
Eugene Robinson, S
Eugene Robinson, S
Eugene Robinson, S
Eugene Robinson, S
Winston Moss, LB
Terry Wooden, LB
Winston Moss, LB

Special Teams

Ed Bradley, LB
Steve Preece, S
Autry Beamon, S
Autry Beamon, S
Don Dufek, S
Don Dufek, S
Eric Lane, RB
Eric Lane, RB
Eric Lane, RB
Eric Lane, FB
Paul Moyer, S
Game-to-Game
Game-to-Game
Game-to-Game
Game-to-Game
James Jones, TE
Tracy Johnson, FB
Trey Junkin, TE
Tracy Johnson, FB
Trey Junkin, TE
Trey Junkin, TE
Rick Tuten, P
Jay Bellamy, S

Ring of Honor

1989	Steve Largent	WR	1992	Pete Gross	broadcaster
1991	Jim Zorn	QB	1994	Curt Warner	RB
1992	Dave Brown	CB	1995	Jacob Green	DE

Steve Largent Award


(presented to the player who best exemplifies the spirit, dedication, and integrity of the Seahawks)

1989	Steve Largent	WR	1993	Eugene Robinson	S
1990	Jacob Green	DE	1994	Brian Blades	WR
1991	Rufus Porter	LB	1995	Terry Wooden	LB
1992	Jeff Bryant	DE	1996	Cortez Kennedy	DT
	Joe Nash	DT	1997	Winston Moss	LB

Marcus Nalley Trophy

(Most Valuable Player as voted by teammates)

1976	Jim Zorn	QB	1987	Steve Largent	WR
1977	Steve Largent	WR	1988	John L. Williams	FB
1978	Jim Zorn	QB	1989	Brian Blades	WR
1979	Steve Largent	WR	1990	John L. Williams	FB
1980	Sam McCullum	WR	1991	Eugene Robinson	S
1981	Steve Largent	WR	1992	Cortez Kennedy	DT
1982	Kenny Easley	S	1993	Eugene Robinson	S
1983	Curt Warner	RB	1994	Chris Warren	RB
1984	Kenny Easley	S	1995	Chris Warren	RB
1985	Steve Largent	WR	1996	Cortez Kennedy	DT
1986	Curt Warner	RB	1997	Darryl Williams	S




Manu Tuiaosopo, Seahawks' Man of the Year in 1981.

Man of the Year

1976	Norm Evans	T	1989	Norm Johnson	K
1980	Jim Zorn	QB	1990	Jacob Green	DE
1981	Manu Tuiaosopo	DT	1991	Eugene Robinson	S
1982	Dave Brown	CB	1992	Eugene Robinson	S
1983	Paul Johns	WR	1993	Eugene Robinson	S
1984	Jeff West	P	1994	Brian Blades	WR
1985	Mike Tice	TE	1995	Eugene Robinson	S
1986	Mike Tice	TE	1996	Todd Peterson	K
1987	Mike Tice	TE	1997	Rick Tuten	P
1988	Steve Largent	WR			

Pro Bowl

- 1978 Steve Largent, WR (1)
- 1979 Steve Largent, WR (2)
- 1981 Steve Largent, WR (3)
- 1982 Kenny Easley, S (1)
- 1983 Kenny Easley, S (2) (starter); Curt Warner, RB (1) (starter)
- 1984 Dave Brown, CB (1); Kenny Easley, S (3) (unanimous selection); Norm Johnson, K (starter); Dave Krieg, QB (1); Steve Largent, WR (4); Joe Nash, NT (1) (starter); Fredd Young, Special Teams (1).
- 1985 Kenny Easley, S (4) (starter); Steve Largent, WR (5) (starter); Fredd Young, Special Teams (2).
- 1986 Bobby Joe Edmonds, Kick Returner (1); Jacob Green, DE (1); Steve Largent, WR (6) (starter); Curt Warner, RB (2) (starter); Fredd Young, LB (3) (starter)
- 1987 Kenny Easley, S (5) (starter); Jacob Green, DE (2); Steve Largent, WR (7) (starter); Curt Warner, RB (3) (starter); Fredd Young, LB (4) (starter)
- 1988 Dave Krieg, QB (2); Rufus Porter, Special Teams (1).
- 1989 Brian Blades, WR (1); Dave Krieg, QB (3); Rufus Porter, Special Teams (2).
- 1990 John L. Williams, FB (1)
- 1991 Cortez Kennedy, DT (1); John L. Williams, FB (2)
- 1992 Cortez Kennedy, DT (2) (starter); Eugene Robinson, S (1)
- 1993 Cortez Kennedy, DT (3) (starter); Eugene Robinson, S (2); Chris Warren, RB (1)
- 1994 Cortez Kennedy, DT (4) (starter); Rick Tuten, P (1); Chris Warren, RB (2)
- 1995 Cortez Kennedy, DT (5); Chris Warren, RB (3) (starter)
- 1996 Cortez Kennedy, DT (6) (starter); Michael Sinclair, DE (1)
- 1997 Darryl Williams, S (1) (starter); Michael Sinclair, DE (2); Warren Moon, QB (1)



Bobby Joe Edmonds played in the Pro Bowl after the 1986 season.

Retired Jerseys

#12 Seattle's fans, the 12th Man (1984)

#80 Steve Largent (1995)

NFL Coach of the Year

- 1978 Jack Patera (AP, Sporting News, Washington DC Touchdown Club, Seattle Gold Helmet Committee)
1983 Chuck Knox (Vince Lombardi Committee, Seattle Gold Helmet Committee, Football News)
1984 Chuck Knox (AP, The Sporting News, Seattle Gold Helmet Committee)
1992 Tom Catlin, Assistant Head Coach/Defense (Sports Illustrated)

NFL Defensive Player of the Year


- 1984 Kenny Easley, S (AP, Pro Football Weekly, Kansas City 101 Club)
1992 Cortez Kennedy, DT (AP, Pro Football Writers, NEA, College & Pro Football Newsweekly)

Pro Football Hall of Fame

- 1995 Steve Largent, WR (elected in first year of eligibility)


National Honors

- 1976 Steve Niehaus, DT (NFC Defensive Rookie of the Year); Jim Zorn, QB (NFC Offensive Rookie of the Year)
1978 John Thompson, General Manager (The Sporting News NFL Executive of the Year)
1981 Kenny Easley, S (AFC Defensive Rookie of the Year)
1983 Kenny Easley, S (Football News AFC Defensive Player of the Year); Chuck Knox, Head Coach (UPI AFC Coach of the Year, Football News NFL Coach of the Year); Curt Warner, RB (UPI AFC Offensive Player of the Year, UPI AFC Rookie of the Year)
1984 Kenny Easley, S (AP & Pro Football Weekly NFL Defensive Player of the Year, NFL Alumni Association Defensive Back of the Year); Chuck Knox, Head Coach (Football Digest NFL Coach of the Year, UPI & PFWA AFC Coach of the Year); Fredd Young, Special Teams (AFC Special Teams Player of the Year)



John Thompson, '78 NFL Executive of the Year.

- 1985 Steve Largent, WR (NFL Alumni Association Wide Receiver of the Year); Fredd Young, LB (NFL Alumni Association Special Teams Player of the Year); Curt Warner, RB (Sports Illustrated Comeback Player of the Year)
1986 Bobby Joe Edmonds, KR (AFC Special Teams Player of the Year); Steve Largent, WR (All-Madden Team); Curt Warner (UPI AFC Offensive Player of the Year)
1987 Curt Warner, RB (NFL Alumni Association Running Back of the Year)
1988 Steve Largent, WR (NFL Man of the Year)
1993 Rick Mirer, QB (NFL Offensive Rookie of the Year, UPI AFC Offensive Rookie of the Year)
1995 Eugene Robinson, S (Henry P. Iba Citizenship Award from the Tulsa Oklahoma Rotary Club)



Dave Krieg was the Player of the Week four times.

NFL Player of the Week

- 1984 Joe Nash, NT (Week 4), Kenny Easley, S (Week 9), Dave Brown, CB (Week 10), Dave Krieg, QB (Week 13)
- 1985 Dave Krieg, QB & Daryl Turner, WR (Week 2), Terry Taylor, CB (Week 9)
- 1986 Steve Largent, WR (Week 5), Jacob Green, DE (Week 12)
- 1987 Fredd Young, LB (Week 2), Steve Largent, WR (Week 6), Brian Bosworth, LB (Week 15)
- 1988 Jacob Green, DE (Week 2), Dave Krieg, QB (Week 16)
- 1989 Steve Largent, WR (Week 14)
- 1990 Dave Krieg, QB (Week 10), Nesby Glasgow, S (Week 12), DE Jacob Green (Week 17)
- 1991 Rufus Porter, LB (Week 13)
- 1992 Cortez Kennedy, DT (Week 3)
- 1993 Chris Warren, RB (Week 3), *Rick Mirer, QB and P Rick Tuten (Week 5), Eugene Robinson (Week 11)
- 1994 Chris Warren, RB (Week 5), Robert Blackmon, S (Week 13)
- 1995 *Joey Galloway, WR (Week 11), Robert Blackmon, S (Week 12), Todd Peterson, K (Week 14), Robert Blackmon, S (Week 15), Rick Tuten, P (Week 16)
- 1996 Cortez Kennedy, DT (Week 6), Darryl Williams, S (Week 9), Michael McCrary, Sp. Teams (Week 10), Rick Tuten, P (Week 15), Michael McCrary, DE (Week 17)
- 1997 Chad Brown, LB (Week 3), Darryl Williams, S (Week 4), Warren Moon, QB (Week 9 and Week 11)

NFL Player of the Month

- 1986 Curt Warner, RB (October), Dave Krieg, QB (December)
- 1989 John L. Williams, FB (December)
- 1996 Michael McCrary, DE (December)

NFL Rookie of the Month

- 1997 Walter Jones, T (October)

Hall of Fame



Steve Largent

WR
1976-89

NFL HALL OF FAME: Steve Largent became the first Seahawks player to be elected to the Pro Football Hall of Fame on Saturday, January 28, 1995. Largent was formally inducted in Canton, Ohio, on Saturday, July 29, along with Jim Finks, Henry Jordan, Lee Roy Selmon, and Kellen Winslow. Largent was the 23rd player to be elected in his first year of eligibility.


NFL RECORDS: Concluded his 14 National Football League seasons with league career records for receptions, 819, since broken by San Francisco's Jerry Rice (1,050), and Art Monk (940); yards, 13,089, since broken by Rice (16,377), James Lofton (14,004), and Henry Ellard (13,177); touchdowns, 100, since broken by Rice (154); consecutive games with a reception, 177, since broken by Monk (183); 50-catch seasons, 10, since broke by Rice (11); and 1,000-yard seasons, 8, since broken by Rice (11). Became only the second person in NFL history to have the career lead in receptions, yards, and touchdowns all at the same time joining Green Bay's Don Hutson (1945). Ranked third all-time at the time of his retirement with 40 career 100-yard games, trailing Don Maynard (50) and Lance Alworth (41). Still ranks ninth in total touchdowns with 101 (has one rushing), fifth with 40 100-yard games, and is 13th in combined yards with 13,396.

PRO: Finished in the AFC's (or NFC's in 1976) top 10 in receptions ten times in his first 12 seasons, failing only in 1977 and 1982, and in the top five seven times. Led the AFC in receptions in 1978 with 71 and finished second in 1981 (75) and 1987 (58), and was third in the NFC in 1976 (54). The only NFC wide receiver to catch more passes than Largent in 1976 was Dallas' Drew Pearson (58). Largent's total did lead all rookies wide receivers. Finished in the NFL's top 10 in receiving yards seven times, including a first place finish in 1985, and a second in 1978, missing the lead by one yard. Missed only 10 games in his career due to injury, including six in 1989 with a broken elbow. Selected to play in the AFC-NFC Pro Bowl game seven times, after the 1978, 1979, 1981, 1984, 1985, 1986, and 1987 seasons. Unable to play in the 1979 game because of a wrist injury. Set the Pro Bowl career yardage record with 236, since surpassed by Jerry Rice with 317, and ranks third in receptions with 17, trailing Walter Payton (18) and Rice (28). Originally drafted on the fourth round in 1976 by the Houston Oilers. Was waived by the Oilers on August 24, recalled, and traded to the Seahawks for an eighth-round 1977 draft choice on August 26. The Oilers used that choice to select wide receiver Steve Davis from the University of Georgia.

SEAHAWKS RECORDS: Led the team in both receptions and yards in each of the team's first 12 seasons. Voted by his teammates as the Seahawks Most Valuable Player after the 1977, 1979, 1981, 1985, and 1987 seasons. Was also elected Offensive Captain from 1979-83 and 1985-89. Played in more games (200) with more starts (197) than any other player in team history.

PERSONAL: Currently represents the 1st District of the State of Oklahoma. Was elected to the United States House of Representatives on November 8, 1994, and sworn in on November 29. Re-elected to a second two-year term in 1996. Attended Putnam City High School in Oklahoma City, Oklahoma, where he lettered in football and baseball. Steve and his wife, Terry, have three sons, Kyle, Kelly, and Kramer, and a daughter, Casie.

RECORDS



Individual Records



SERVICE

Most Seasons

- 15 Joe Nash, 1982-96
- 14 Steve Largent, 1976-89
- 12 Jacob Green, 1980-91
- Dave Krieg, 1980-91
- Jeff Bryant, 1982-93

Most Games Played

- 218 Joe Nash, 1982-96
- 200 Steve Largent, 1976-89
- 178 Jacob Green, 1980-91

Most Consecutive Games Played

- 125 Joe Nash, 1988-95
- 120 Eugene Robinson, 1985-94
- 116 Cortez Kennedy, 1990-97

Most Games Started

- 197 Steve Largent, 1976-89
- 176 Jacob Green, 1980-91
- 169 Joe Nash, 1982-96

Most Consecutive Games Started

- 100 Cortez Kennedy, 1990-97
- 92 Jacob Green, 1980-87
- Eugene Robinson, 1985-94

SCORING

POINTS

Most Points, Career

- 810 Norm Johnson, 1982-90 (159 FG, 333 PAT)
- 608 Steve Largent, 1976-89 (101 TDs: 1-R, 100-P, 2 PAT)
- 372 Curt Warner, 1983-89 (62 TDs: 55-R, 7-P)

Most Points, Season

- 111 Todd Peterson, 1996 (28 FG, 27 PAT)
- 110 Norm Johnson, 1984 (20 FG, 50 PAT)
- 109 Todd Peterson, 1995 (23 FG, 40 PAT)

Most Points, No TDs, Season

- 111 Todd Peterson, 1996 (28 FG, 27 PAT)
- 110 Norm Johnson, 1984 (20 FG, 50 PAT)
- 109 Todd Peterson, 1995 (23 FG, 40 PAT)

Most Points, Rookie, Season

- 102 John Kasay, 1991 (25 FG, 27 PAT)
- 84 Curt Warner, 1983 (14 TDs: 13-R, 1-P)
- 60 Daryl Turner, 1984 (10 TDs: 10-P)

Most Points, Game

- 24 Daryl Turner, vs. San Diego 9/15/85 (4-P)
- Curt Warner, vs. Denver 12/11/88 (4-R)
- 19 By Norm Johnson, 2 Times (Last: vs. L.A. Raiders 12/18/88 [5 FG, 4 PAT])

Most Consecutive Games Scoring

- 48 Norm Johnson, 1985-89
- Todd Peterson, 1995-97
- 45 Norm Johnson, 1982-85

TOUCHDOWNS

Most Touchdowns, Career

- 101 Steve Largent, 1976-89 (1-R, 100-P)
- 62 Curt Warner, 1983-89 (55-R, 7-P)
- 48 Chris Warren, 1990-97 (44-R, 3-P, 1-PR)

Most Touchdowns, Season

- 16 Chris Warren, 1995 (15-R, 1-P)
- 15 David Sims, 1978 (14-R, 1-P)
- Sherman Smith, 1979 (11-R, 4-P)
- Derrick Fenner, 1990 (14-R, 1-P)

Most Touchdowns, Rookie, Season

- 14 Curt Warner, 1983 (13-R, 1-P)
- 10 Daryl Turner, 1984 (10-P)
- 9 Joey Galloway, 1995 (1-R, 7-P, 1-PR)

Most Touchdowns, Game

- 4 Daryl Turner, vs. San Diego 9/15/84 (4-P)
- Curt Warner, vs. Denver 12/11/88 (4-R)
- 3 By 15 Player (Last: Joey Galloway, vs. Oakland 10/26/97 [3-P])

Most Consecutive Games Scoring Touchdowns

- 7 David Sims, 1978
- Chris Warren, 1993-94
- 5 Curt Warner, 1983
- Steve Largent, 1984



Curt Warner (1983-89)

POINTS AFTER TOUCHDOWNS

Most Points After Touchdown Attempted, Career

- 338 Norm Johnson, 1982-90
- 148 Efen Herrera, 1978-81
- 104 Todd Peterson, 1995-97

Most Points After Touchdown Attempted, Season

- 51 Norm Johnson, 1984
- 50 Norm Johnson, 1983
- 46 Efen Herrera, 1979

Most Points After Touchdown Attempted, Game

- 8 John Leypoldt, vs. Buffalo 10/20/77
- 7 Norm Johnson, vs. San Diego 9/15/85
- 6 By 4 Players (Last: Todd Peterson, at Jacksonville 11/12/95)

Most Points After Touchdown, Career

- 333 Norm Johnson, 1982-90
- 139 Efen Herrera, 1978-81
- 104 Todd Peterson, 1995-97

Most Points After Touchdown, Season

- 50 Norm Johnson, 1984
- 49 Norm Johnson, 1983
- 43 Efen Herrera, 1979

Most Points After Touchdown, Game

- 8 John Leypoldt, vs. Buffalo 10/20/77
- 7 Norm Johnson, vs. San Diego 9/15/85
- 6 By 4 Players (Last: Todd Peterson, at Jacksonville 11/12/95)

Most Consecutive Points After Touchdown

- 165 Norm Johnson, 1985-90
- 104 Todd Peterson, 1995-97
- 72 Norm Johnson, 1984-85

Highest Points After Touchdown % (100 or more PATs)

- 100.00 Todd Peterson, 1995-97 (104-104)
- 98.52 Norm Johnson 1982-89 (333-338)
- 93.92 Efen Herrera 1978-81 (139-148)

Most Points After Touchdown, No Misses, Season

- 42 Norm Johnson, 1986
- 40 Norm Johnson, 1987
- Todd Peterson, 1995

Most Points After Touchdown, No Misses, Game

- 8 John Leypoldt, vs. Buffalo 10/20/77
- 7 Norm Johnson, vs. San Diego 9/15/85
- 6 By 4 Players
(Last: Todd Peterson, at Jacksonville 11/12/95)

TWO-POINT CONVERSIONS

(Two-point conversion rule was adopted in 1994)

Most Two-Point Conversion Attempts, Career

- 5 Chris Warren, 1990-97
- 4 Lamar Smith, 1994-97
- 3 Rick Tuten, 1991-97
- Warren Moon, 1997

Most Two-Point Conversion Attempts, Season

- 3 Lamar Smith, 1996
- Chris Warren, 1996
- Warren Moon, 1997

Most Two-Point Conversion Attempts, Game

- 2 Warren Moon, vs. Oakland 10/26/97
- 1 By 18 Players
(Last: Jon Kitna, at Oakland 12/14/97 [pass])

Most Two-Point Conversions Made, Career

- 4 Lamar Smith, 1994-97
- 2 Chris Warren, 1990-97
- 1 By 3 Players

Most Two-Point Conversions Made, Season

- 3 Lamar Smith, 1996
- 1 By 6 Players
(Last: Lamar Smith, at Baltimore 12/7/97 [pass])

Most Two-Point Conversions Made, Game

- 1 By 9 Players
(Last: Lamar Smith, at Baltimore 12/7/97 [pass])

FIELD GOALS

Most Field Goals Attempted, Career

- 228 Norm Johnson, 1982-90
- 105 John Kasay, 1991-94
- 92 Efen Herrera, 1978-81

Most Field Goals Attempted, Season

- 35 Norm Johnson, 1986
- 34 Todd Peterson, 1996
- 32 Norm Johnson, 1990

Most Field Goals Attempted, Game

- 6 Norm Johnson, vs. Kansas City 9/20/87
- 5 By 5 Players (Last: Todd Peterson, vs. Buffalo 12/8/96)

Most Field Goals, Career

- 159 Norm Johnson, 1982-90
- 82 John Kasay, 1991-94
- 73 Todd Peterson, 1995-97

Most Field Goals, Season

- 28 Todd Peterson, 1996
- 25 John Kasay, 1991
- 23 Norm Johnson, 1990
- John Kasay, 1993
- Todd Peterson, 1995

Most Field Goals, Rookie, Season

- 25 John Kasay, 1991
- 23 Todd Peterson, 1995
- 10 Norm Johnson, 1982

Most Field Goals, Game

- 5 Norm Johnson, vs. Kansas City 9/20/87
(6 attempts)
Norm Johnson, vs. L.A. Raiders 12/18/88
(5 attempts)
- 4 By 10 Players
(Last: Todd Peterson, vs. Oakland 10/26/97
[4 attempts])

Most Field Goals, One Quarter

- 3 Norm Johnson, vs. L.A. Raiders 12/18/88
(2nd)
Norm Johnson, vs. Kansas City 10/8/89 (2nd)
- 2 25 Times
(Last: Todd Peterson, at San Diego 11/9/97
[4th])

Most Consecutive Games Scoring Field Goals

- 13 Todd Peterson, 1996-97
- 10 Efen Herrera, 1978-79
- 9 Norm Johnson, 1983-84
- John Kasay, 1991

Most Consecutive Field Goals

- 14 Todd Peterson, 1996
- 13 Efen Herrera, 1979-80
- John Kasay, 1991
- Todd Peterson, 1996-97

Longest Field Goal

- 55 John Kasay, at Kansas City 1/2/94
- 54 By 5 Players
(Last: Todd Peterson, vs. Minnesota
11/10/96)

Longest Field Goal Attempted

- 60 Efen Herrera, vs. Kansas City 11/9/80
- 58 Todd Peterson, at Kansas City 9/28/97 (OT)
- 56 John Kasay, at Denver 11/13/94

Highest Field Goal %, Career (Minimum 25 Attempts)

- 81.11 Todd Peterson, 1995-97 (90-73)
- 78.10 John Kasay, 1991-94 (105-82)
- 69.74 Norm Johnson, 1982-90 (228-159)

Highest Field Goal %, Season (Minimum 1 att per game)

- 83.33 Norm Johnson, 1984 (24-20)
- 83.33 John Kasay, 1994 (24-20)
- 82.61 Efen Herrera, 1979 (23-19)

Most Field Goals, No Misses, Game

- 5 Norm Johnson, vs. L.A. Raiders 12/18/88
- 4 By 9 Players
(Last: Todd Peterson, vs. Oakland
10/26/97)

Most Field Goal Attempts, 50 or More Yards, Career

- 26 Norm Johnson, 1982-90
- 10 John Kasay, 1991-94
- 9 Efen Herrera, 1978-81

Most Field Goals, 50 or More Yards, Career

- 10 Norm Johnson, 1982-90
- 6 John Kasay, 1991-94
- 3 Todd Peterson, 1995-97

Most Field Goals, 50 or More Yards, Season

- 5 Norm Johnson, 1986
- 3 John Kasay, 1993
- 2 John Kasay, 1991
- Todd Peterson, 1996

Most Field Goals, 50 or More Yards, Game

- 2 Norm Johnson, vs. L.A. Raiders 12/8/86
- John Kasay, vs. San Diego 10/23/91
(Ties NFL record)
- 1 By 17 Players
(Last: Todd Peterson, at Denver 11/2/96)

SAFETIES

Most Safeties, Career

- 2 Rod Stephens, 1989-94
- 1 By 7 Players

Most Safeties, Season

- 2 Rod Stephens, 1993
(ties NFL record)
- 1 By 7 Players
(Last: Dan Saleaumua, 1997)

Most Safeties, Game

- 1 By 9 Players
(Last: Dan Saleaumua, at Baltimore
12/7/97)

RUSHING

ATTEMPTS

Most Attempts, Career

- 1,649 Curt Warner, 1983-89
- 1,559 Chris Warren, 1990-97
- 1,148 John L. Williams, 1986-93

Most Attempts, Season

- 335 Curt Warner, 1983
- 333 Chris Warren, 1994
- 319 Curt Warner, 1986

Most Attempts, Rookie, Season

- 335 Curt Warner, 1983
- 129 John L. Williams, 1986
- 119 Sherman Smith, 1976

Most Attempts, Game

- 36 Chris Warren, at New England 9/19/93
- 33 Lamar Smith, at Detroit 11/17/96
- 32 Curt Warner, vs. Kansas City 11/27/83 (OT)

YARDS GAINED

Most Yards Gained, Career

- 6,706 Chris Warren, 1990-97
- 6,705 Curt Warner, 1983-89
- 4,579 John L. Williams, 1986-93

Most Seasons, 1,000 or More Yards Rushing

- 4 Curt Warner, 1983, 1985, 1986, 1988
- Chris Warren, 1992, 1993, 1994, 1995

Most Yards Gained, Season

- 1,545 Chris Warren, 1994
- 1,481 Curt Warner, 1986
- 1,449 Curt Warner, 1983

Most Yards Gained, Rookie, Season

- 1,449 Curt Warner, 1983
- 538 John L. Williams, 1986
- 537 Sherman Smith, 1976

Most Yards Gained, Game

- 207 Curt Warner, vs. Kansas City 11/27/83 (OT)
- 192 Curt Warner, vs. Denver 12/20/86
- 185 Chris Warren, at Houston 12/11/94

Most Games, 100 or More Yards Rushing, Career

- 24 Chris Warren, 1990-97
- 23 Curt Warner, 1983-89
- 6 John L. Williams, 1986-93

Most Games, 100 or More Yards Rushing, Season

- 8 Chris Warren, 1995
- 7 Curt Warner, 1986
- Chris Warren, 1994

Most Consecutive Games, 100 or More Yards, Rushing

- 2 Curt Warner, 1983 (twice)
- Curt Warner, 1986
- Chris Warren, 1993-94
- Chris Warren, 1994 (2 times)
- Chris Warren, 1995 (4 times)

Most Games, 2 or More Players with 100 or More Yards Rushing

- vs. L.A. Raiders 11/28/88
(Curt Warner 130 and John L. Williams
106)
- vs. Denver 12/11/88
(Curt Warner 126 and John L. Williams
109)

Longest Run From Scrimmage

- 86 Joey Galloway, at Jacksonville 11/12/95 (TD)
- 77 Steve Broussard, vs. Tennessee 10/5 (TD)
- 68 Lamar Smith, at Arizona 10/22/95 (OT)

AVERAGE GAIN

Highest Average Gain, Career (100 or More Attempts)

- 4.87 Jim Zorn, 1976-84 (307-1,494)
- 4.56 Lamar Smith, 1994-97 (282-1,286)
- 4.30 Chris Warren, 1990-97 (1,559-6,706)

Highest Average Gain, Season (100 or More Attempts)

- 4.87 Sherman Smith, 1978 (165-805)
- 4.68 Sherman Smith, 1977 (163-763)
- 4.64 Curt Warner, 1986 (319-1,481)

Highest Average Gain, Game (10 or More Attempts)

- 13.80 Steve Broussard, vs. Tennessee 10/5/97
- 8.86 Sherman Smith, vs. Atlanta 11/7/76 (14-124)
- 8.64 Lawrence McCutcheon, vs. Dallas 11/27/80 (11-95)

TOUCHDOWNS

Most Touchdowns, Career

- 55 Curt Warner, 1983-89
- 44 Chris Warren, 1990-97
- 28 Sherman Smith, 1976-82

Most Touchdowns, Season

- 15 Chris Warren, 1995
- 14 David Sims, 1978
- Derrick Fenner, 1990

Most Touchdowns, Rookie, Season

- 13 Curt Warner, 1983
- 5 David Sims, 1977
- 4 Sherman Smith, 1976
- Jim Zorn, 1976

Most Touchdowns, Game

- 4 Curt Warner, vs. Denver 12/11/88
- 3 By 9 Players
- (Last: Chris Warren, vs. Oakland 12/17/95)

Most Consecutive Games Rushing for Touchdown

- 6 Chris Warren, 1993-94
- 5 Curt Warner, 1983
- 4 David Sims, 1978
- Derrick Fenner, 1990

PASSING

PASS RATING

Highest Pass Rating, Career (Minimum 500 Attempts)

- 83.7 Warren Moon, 1997
- 82.3 Dave Krieg, 1980-91
- 67.8 Jim Zorn, 1976-84

Highest Pass Rating, Season (Minimum 160 Attempts)

- 95.0 Dave Krieg, 1983
- 94.6 Dave Krieg, 1988
- 91.0 Dave Krieg, 1986

Highest Pass Rating, Rookie, Season (Qualifiers)

- 67.0 Rick Mirer, 1993
- 49.5 Jim Zorn, 1976

ATTEMPTS

Most Passes Attempted, Career

- 3,576 Dave Krieg, 1980-91
- 2,992 Jim Zorn, 1976-84
- 1,523 Rick Mirer, 1993-96

Most Passes Attempted, Season

- 532 Dave Krieg, 1985
- 528 Warren Moon, 1997
- 505 Jim Zorn, 1979

Most Passes Attempted, Rookie, Season

- 486 Rick Mirer, 1993 (NFL rookie record)
- 436 Jim Zorn, 1976
- 173 Kelly Stouffer, 1988

Most Passes Attempted, Game

- 51 Dave Krieg, vs. Atlanta 10/13/85
- 50 Dave Krieg, vs. Denver 12/15/84
- Jeff Kemp, at Denver 9/15/91

COMPLETIONS

Most Passes Completed, Career

- 2,096 Dave Krieg, 1980-91
- 1,593 Jim Zorn, 1976-84
- 814 Rick Mirer, 1993-96

Most Passes Completed, Season

- 313 Warren Moon, 1997
- 286 Dave Krieg, 1989
- 285 Jim Zorn, 1979
- Dave Krieg, 1985

Most Passes Completed, Rookie, Season

- 274 Rick Mirer, 1993 (NFL rookie record)
- 208 Jim Zorn, 1976
- 98 Kelly Stouffer, 1988

Most Passes Completed, Game

- 33 Dave Krieg, vs. Atlanta 10/13/85
- 31 Jim Zorn, vs. Kansas City 9/27/81
- Dave Krieg, vs. Denver 11/20/83

Most Consecutive Passes Completed

- 15 Jim Zorn, vs. Cleveland 10/12/80
- 14 Jim Zorn, vs. N.Y. Jets 11/26/79
- Dave Krieg, vs. L.A. Raiders 9/16/90

COMPLETION PERCENTAGE

Highest Completion %, Career (100 Attempts)

- 59.28 Warren Moon, 1997 (528-313)
- 58.61 Dave Krieg, 1980-91 (3,576-2,096)
- 54.22 John Friesz, 1995-97 (367-199)

Highest Completion Percentage, Season (Qualifiers)

- 65.61 Dave Krieg, 1991 (285-187)
- 60.54 Dave Krieg, 1987 (294-178)
- 60.49 Dave Krieg, 1983 (243-147)

Highest Completion %, Rookie, Season (Qualifiers)

- 56.38 Rick Mirer, 1993 (486-274)
- 47.38 Jim Zorn, 1976 (439-208)

Highest Completion %, Game (20 Attempts)

- 86.36 Dave Krieg, vs. Denver 12/11/88 (22-19)
- 80.65 Dave Krieg, vs. Pittsburgh 10/20/91 (31-25)
- 79.31 Jim Zorn, vs. Cleveland 10/12/80 (29-23)
- Dave Krieg, vs. San Diego 10/29/84 (29-23)

YARDS GAINED

Most Yards Gained, Career

- 26,132 Dave Krieg, 1980-91
- 20,122 Jim Zorn, 1976-84
- 9,094 Rick Mirer, 1993-96

Most Seasons, 3,000 or More Yards Passing

- 4 Dave Krieg, 1984, 1985, 1989, 1990
- 3 Jim Zorn, 1978-80
- 1 Warren Moon, 1997

Most Consecutive Seasons, 3,000 or More Yards Passing

- 3 Jim Zorn, 1978-80
- 2 Dave Krieg, 1984-85
- Dave Krieg, 1989-90

Most Yards Gained, Season

- 3,678 Warren Moon, 1997
- 3,671 Dave Krieg, 1984
- 3,661 Jim Zorn, 1979

Most Yards Gained, Rookie, Season

- 2,833 Rick Mirer, 1993
(NFL rookie record)
- 2,571 Jim Zorn, 1976
- 1,106 Kelly Stouffer, 1988

Most Yards Gained, Game

- 418 Dave Krieg, vs. Denver 11/20/83
- 410 Dave Krieg, vs. L.A. Raiders 12/18/88
- 409 Warren Moon, vs. Oakland 10/26/97

Most Games, 400 or More Yards Passing, Career

- 4 Dave Krieg, 1980-91
- 1 Warren Moon, 1997

Most Games, 300 or More Yards Passing, Career

- 11 Dave Krieg, 1980-91
- 9 Jim Zorn, 1976-84
- 2 Jeff Kemp, 1987-91

Most Games, 300 or More Yards Passing, Season

- 3 Jim Zorn, 1979
- Dave Krieg, 1984
- 2 By 3 Players
(Last: Dave Krieg, 1985)

Most Consecutive Games, 300 or More Yards Passing,

- 2 Jim Zorn, 1979
- Jim Zorn, 1981

Longest Pass Completion

- 82 Jim Zorn (to David Sims) vs. Cincinnati
9/25/77 (TD)
- 80 4 Times
(Last: John Friesz (to
Brian Blades) at Miami
10/6/96 [TD])

AVERAGE GAIN

Highest Average Gain, Career (100 Attempts)

- 7.31 Dave Krieg, 1980-91 (3,576-26,132)
- 6.98 John Friesz, 1995-97 (367-2,562)
- 6.97 Jeff Kemp, 1987-91 (249-1,735)

Highest Average Gain, Season (Qualifiers)

- 8.80 Dave Krieg, 1983 (243-2,139)
- 7.79 Dave Krieg, 1986 (375-2,921)
- 7.65 Dave Krieg, 1984 (480-3,761)

Highest Average Gain, Rookie, Season (Qualifiers)

- 5.85 Jim Zorn, 1976 (439-2,571)
- 5.83 Rick Mirer, 1993 (486-2,833)

Highest Average Gain, Game (20 Attempts)

- 14.52 Dave Krieg, vs. San Diego 12/14/86
(21-305)
- 13.30 Dave Krieg, vs. Kansas City 11/11/90
(23-306)
- 12.87 Jim Zorn, vs. Buffalo 10/30/77
(23-296)

TOUCHDOWNS

Most Touchdown Passes, Career

- 195 Dave Krieg, 1980-91
- 107 Jim Zorn, 1976-84
- 41 Rick Mirer, 1993-96

Most Touchdown Passes, Season

- 32 Dave Krieg, 1984
- 27 Dave Krieg, 1985
- 25 Warren Moon, 1997

Most Touchdown Passes, Game

- 5 By 4 Players
(Last: Warren Moon, vs. Oakland 10/26/97)

Most Games, 5 or More TD Passes, Career

- 3 Dave Krieg, 1980-91
- 1 Warren Moon, 1997

Most Games, 4 or More TD Passes, Career

- 7 Dave Krieg, 1980-91
- 4 Jim Zorn, 1976-84
- 2 Warren Moon, 1997

Most Games, 5 or More TD Passes, Season

- 1 By 4 Players
(Last: Warren Moon, 1997)

Most Games, 4 or More TD Passes, Season

- 2 Warren Moon, 1997

Most Consecutive Games, 4 or More TD Passes

- 1 14 Times
(Last: Warren Moon, vs. San Francisco
12/21/97)

Most Consecutive Games, Touchdown Passes

- 28 Dave Krieg, 1983-85
(3rd in NFL history)
- 10 By 3 Players
(Last: Dave Krieg, 1988-89)

HIGHEST PERCENTAGE, TOUCHDOWN PASSES

Highest %, TD Passes, Career (100 Attempts)

- 5.45 Dave Krieg, 1980-91 (3,576-195)
- 4.73 Warren Moon, 1997 (528-25)
- 3.75 Steve Myer, 1976-79 (160-6)

Highest %, TD Passes Season (Qualifiers)

- 7.89 Dave Krieg, 1988 (228-18)
- 7.82 Dave Krieg, 1987 (294-23)
- 7.41 Dave Krieg, 1983 (243-18)

Highest %, TD Passes, Rookie, Season (Qualifiers)

- 2.73 Jim Zorn, 1976 (439-12)
- 2.47 Rick Mirer, 1993 (486-12)

HAD INTERCEPTED

Most Consecutive Passes Attempted, None Intercepted

- 153 Jim Zorn, 1979
- 137 Dave Krieg, 1988
- 132 Rick Mirer, 1994

Most Passes Had Intercepted, Career

- 148 Dave Krieg, 1980-91
- 133 Jim Zorn, 1976-84
- 56 Rick Mirer, 1993-96

Most Passes Had Intercepted, Season

- 27 Jim Zorn, 1976
- 24 Dave Krieg, 1984
- 20 By 6 Players
(Last: Rick Mirer, 1995)

Most Passes Had Intercepted, Game

- 6 Jim Zorn, vs. Detroit 10/24/76
- 5 Jim Zorn, vs. Kansas City 11/9/80
- Dave Krieg, at Kansas City 12/9/84

Most Attempts, No Interceptions, Game

- 47 Jim Zorn, vs. Kansas City 9/27/81
- 46 Warren Moon, vs. Oakland 10/26/97
- 44 Dave Krieg, vs. Denver 11/25/84

LOWEST PERCENTAGE, PASSES HAD INTERCEPTED**Lowest %, Passes Had Intercepted, Career (100 Att)**

- 2.72 John Friesz, 1995-97 (367-10)
- 3.03 Warren Moon, 1997 (528-25)
- 3.68 Rick Mirer, 1993-96 (1,523-56)

Lowest %, Passes Had Intercepted, Season (Qualifiers)

- 1.84 Rick Mirer, 1994 (381-7)
- 2.27 Jim Zorn, 1981 (397-9)
- 2.93 Dave Krieg, 1986 (375-11)

Lowest %, Passes Had Intercepted, Rookie Season

- 3.50 Rick Mirer, 1993 (486-17)
- 6.15 Jim Zorn, 1976 (439-27)

RECEIVING

Most Pass Receptions, Career

- 819 Steve Largent, 1976-89 (3rd in NFL history)
- 566 Brian Blades, 1988-97
- 471 John L. Williams, 1986-93

Most Seasons, 80 or More Pass Receptions

- 2 Brian Blades, 1993-94

Most Seasons, 70 or More Pass Receptions

- 6 Steve Largent, 1978, 1981, 1983-86
- 5 Brian Blades, 1989, 1991, 1993-95
- 3 John L. Williams, 1989, 1990, 1992

Most Seasons, 50 or More Pass Receptions

- 10 Steve Largent, 1976, 1978-81, 1983-87
- 6 John L. Williams, 1988-93
- 5 Brian Blades, 1989, 1991, 1993-95

Most Pass Receptions, Season


- 81 Brian Blades, 1994
- 80 Brian Blades, 1993
- 79 Steve Largent, 1985

Most Pass Receptions, Rookie Season

- 67 Joey Galloway, 1995
- 54 Steve Largent, 1976
- 42 Curt Warner, 1983

Most Pass Receptions, Game

- 15 Steve Largent, vs. Detroit 10/18/87
- 12 By 4 Players (Last: Brian Blades, vs. New Orleans 9/1/91)

**Daryl Turner (1984-87)****Most Consecutive Games, Pass Receptions**

- 177 Steve Largent, 1977-89 (current)
- 52 Brian Blades, 1992-95
- 41 Sherman Smith, 1976-79

YARDS GAINED**Most Yards Gained, Career**

- 13,089 Steve Largent, 1976-89 (4th in NFL history)
- 7,439 Brian Blades, 1988-97
- 4,151 John L. Williams, 1986-93

Most Yards Gained, Season

- 1,287 Steve Largent, 1985
- 1,237 Steve Largent, 1979
- 1,224 Steve Largent, 1981

Most Yards, Rookie Season

- 1,039 Joey Galloway, 1995
- 715 Daryl Turner, 1984
- 705 Steve Largent, 1976

Most Yards Gained, Game

- 261 Steve Largent, vs. Detroit 10/18/87
- 191 Steve Largent, vs. Denver 11/25/84
- 180 John L. Williams, at L.A. Raiders 12/18/88

Most Games, 100 or More Yards, Receiving, Career

- 40 Steve Largent, 1976-89
- 17 Brian Blades, 1988-96
- 8 Joey Galloway, 1995-97

Most Games, 100 or More Yards, Receiving, Season

- 6 Steve Largent, 1979
- 5 Steve Largent, 1984
- Brian Blades, 1989

Most Consecutive Games, 100 or More Yards Receiving

- 2 By 6 Players (Last: Steve Largent, 1985)

Longest Pass Reception

- 82 David Sims (from Jim Zorn) vs. Cincinnati 9/25/77 (TD)
- 80 By 4 Players
(Last: Brian Blades [from John Friesz] at Miami 10/6/96 [TD])

AVERAGE PER RECEPTION

Highest Average Per Reception, Career (100 Receptions)

- 18.53 Daryl Turner, 1984-87 (101-1,872)
- 15.98 Steve Largent, 1976-89 (819-13,089)
- 15.69 Joey Galloway, 1995-97 (196-3,075)

Highest Average Per Reception, Season (50 Receptions)

- 18.74 Steve Largent, 1979 (66-1,237)
- 17.31 Joey Galloway, 1996 (57-987)
- 16.45 Steve Largent, 1978 (71-1,168)

Highest Average Per Reception, Game (5 Receptions)

- 27.80 Steve Largent, vs. Oakland 9/16/79 (5-139)
- 25.71 John L. Williams, vs. L.A. Raiders 12/18/88 (7-180)
- 23.60 By 2 Players
(Last: Byron Franklin, vs. San Diego 10/6/86 [5-118])

TOUCHDOWNS

Most Touchdowns, Career

- 100 Steve Largent, 1976-89
- 36 Daryl Turner, 1984-87
- 34 Brian Blades, 1988-97

Most Touchdowns, Season

- 13 Daryl Turner, 1985
- 12 Steve Largent, 1984
- Joey Galloway, 1997

Most Touchdowns, Rookie, Season

- 10 Daryl Turner, 1984
- 8 Brian Blades, 1988
- 7 Joey Galloway, 1995

Most Touchdowns, Game

- 4 Daryl Turner, vs. San Diego 9/15/85
- 3 By 4 Players
(Last: Joey Galloway, vs. Oakland 10/26/97)

Most Consecutive Games, Touchdowns

- 5 Steve Largent, 1984
- 4 By 3 Players
(Last: Daryl Turner, 1985)

INTERCEPTIONS

Most Interceptions By, Career

- 50 Dave Brown, 1976-86
- 42 Eugene Robinson, 1985-95
- 41 John Harris, 1978-85

Most Interceptions By, Season


- 10 John Harris, 1981
- Kenny Easley, 1984
- 9 Eugene Robinson, 1993

Most Interceptions By, Rookie, Season

- 4 John Harris, 1978
- 3 By 4 Players
(Last: Carlton Gray, 1993)

Most Interceptions By, Game

- 3 Kenny Easley, vs. San Diego 10/29/84
- Eugene Robinson, at Pittsburgh 12/6/92
- Darryl Williams, vs. San Diego 9/21/97



Rick Tuten (1991-97)

Most Consecutive Games, Passes Intercepted

- 4 John Harris, 1980
- Eugene Robinson, 1991
- 3 By 6 Players (Last: Darryl Williams, at New Orleans 11/16/97 [OT])

YARDS RETURNED

Most Yards Returned, Career

- 643 Dave Brown, 1976-86
- 586 Eugene Robinson, 1985-95
- 528 Kenny Easley, 1981-87

Most Yards Returned, Season

- 179 Dave Brown, 1984
- 172 Darryl Williams, 1997
- 157 Eddie McMillan, 1977

Most Yards Returned, Game

- 148 Dave Brown, vs. Kansas City 11/4/84
- 125 Kenny Easley, vs. Cleveland 12/20/81
- 91 Sammy Green, vs. San Francisco 10/7/79

Longest Return

- 91 Sammy Green, vs. San Francisco 10/7/79 (TD)
- 90 Dave Brown, vs. Kansas City 11/4/84 (TD)
- 82 Kenny Easley, vs. Cleveland 12/20/81 (TD)

TOUCHDOWNS

Most Touchdowns, Career

- 5 Dave Brown, 1976-86
- 3 Keith Simpson, 1978-85
- Kenny Easley, 1981-87

Most Touchdowns, Season

- 2 By 4 Players
(Last: Dave Brown and Keith Simpson, 1984)

Most Touchdowns, Game

- 2 Dave Brown, vs. Kansas City 11/4/84 (Ties NFL record)
- 1 28 Times
(Last: Darryl Williams, at N.O. 11/16/97)

PUNTING

Most Punts, Career

- 554 Rick Tuten, 1991-97
- 299 Jeff West, 1981-85
- 257 Herman Weaver, 1977-80

Most Punts, Season

- 108 Rick Tuten, 1992
(Tied for 3rd in NFL history)
- 95 Jeff West, 1984
- 91 Rick Tuten, 1994

Most Punts, Rookie, Season

- 80 Rick Engles, 1976
- 79 Vince Gamache, 1986
- 47 Ruben Rodriguez, 1987
- Jimmy Colquitt, 1985

Most Punts, Game

- 12 Rick Tuten, vs. Denver 11/28/93
- 11 By 3 Players (Last: Rick Tuten, vs. Philadelphia 12/13/92 [OT])

Longest Punt

- 73 Rick Tuten, at Buffalo 10/15/95
- 68 Ruben Rodriguez, vs. Denver 9/4/88
- 66 Rick Tuten, vs. Buffalo 12/8/96

AVERAGE YARDAGE

Highest Average, Punting, Career (100 Punts)

- 43.81 Rick Tuten, 1991-97 (554-224,268)
- 40.28 Ruben Rodriguez, 1987-89 (192-7,733)
- 39.62 Herman Weaver, 1977-80 (257-10,182)

Highest Average, Punting, Season

- 45.00 Rick Tuten, 1995 (83-3,735)
- 44.52 Rick Tuten, 1993 (90-4,007)
- 44.07 Rick Tuten, 1992 (108-4760)

Highest Average, Punting, Rookie, Season

- 40.00 Ruben Rodriguez, 1987 (47-1,880)
- 38.58 Vince Gamache, 1986 (79-3,048)
- 38.34 Rick Engles, 1976 (80-3,067)

Highest Average Punting, Game (Minimum 4 Punts)

- 55.20 Rick Tuten, vs. Buffalo 12/8/96 (5-276)
- 52.83 Rick Tuten, at Buffalo 10/15/95 (6-317)
- 52.50 Rick Tuten, at San Diego 10/4/92 (6-315)

Highest Net Punting Average, Season

- 38.74 Rick Tuten, 1992
- 37.27 Rick Tuten, 1993
- 36.90 Rick Tuten, 1991

INSIDE THE 20

Most Punts Inside the 20, Career

- 147 Rick Tuten, 1991-97
- 73 Jeff West, 1981-85
- 49 Herman Weaver, 1977-80

Most Punts Inside the 20, Season

- 33 Rick Tuten, 1994
- 29 Rick Tuten, 1992
- 25 Jeff West, 1983

Most Punts Inside the 20, Game

- 6 Rick Tuten, vs. Minnesota 11/10/96
- 5 3 Times
(Last: Rick Tuten, at Washington 9/4/94)

TOUCHBACKS

Most Touchbacks, Career

- 45 Rick Tuten, 1991-97
- 28 Jeff West, 1981-85
- 19 Herman Weaver, 1977-80

Most Touchbacks, Season

- 10 Jeff West, 1983
- 8 By 4 Players (Last: Rick Tuten, 1995)

Most Touchbacks, Game

- 3 By 4 Players
(Last: Ruben Rodriguez, vs. S.D. 10/29/89)

HAD BLOCKED

Most Punts Had Blocked, Career

- 6 Herman Weaver, 1977-80
- 3 Rick Engles, 1976-77
- 2 By 2 Players
(Last: Kyle Richardson, 1997)

Most Punts Had Blocked, Season

- 3 Herman Weaver, 1979
- 2 By 3 Players
(Last: Kyle Richardson, 1997)


Most Punts Had Blocked, Game

- 2 Herman Weaver vs. Kansas City 9/30/79
- 1 By 12 Players
(Last: Kyle Richardson, vs. K.C. 11/23/97)

PUNT RETURNS

Most Punt Returns, Career

- 94 Chris Warren, 1990-97
- 89 Bobby Joe Edmonds, 1986-88
- 74 Paul Johns, 1981-1984



Herman Weaver (1977-80)

ost Punt Returns, Season

- 41 Will Lewis, 1980
- 36 Joey Galloway, 1995
- 35 Bobby Joe Edmonds, 1988

ost Punt Returns, Rookie, Season

- 36 Joey Galloway, 1995
- 34 Rufus Crawford, 1978
- Bobby Joe Edmonds, 1986

st Punt Returns, Game

- 7 Walter Packer, vs. N.Y. Jets 11/13/77
- 6 Bobby Joe Edmonds, vs. L.A. Raiders 12/8/86
- 5 By 12 Players
(Last: Joey Galloway, vs. Oakland
12/17/95)

FAIR CATCHES

Most Fair Catches, Career

- 60 Chris Warren, 1990-97
- 35 Kelvin Martin, 1993-94
- 26 Bobby Joe Edmonds, 1986-88

Most Fair Catches, Season

- 25 Chris Warren, 1992
- 20 Kelvin Martin, 1994
- 19 Chris Warren, 1991

Most Fair Catches, Game

- 5 James Jefferson, vs. Denver 10/22/89
- Chris Warren, vs. Pittsburgh 10/20/91
- Chris Warren, vs. Denver 11/30/92 (OT)

YARDS GAINED

Most Yards Gained, Career

- 1,010 Bobby Joe Edmonds, 1986-88
- 843 Paul Johns, 1981-84
- 819 Chris Warren, 1990-97

Most Yards Gained, Season

- 419 Bobby Joe Edmonds, 1986
- 360 Joey Galloway, 1995
- 349 Will Lewis, 1980

Most Yards Gained, Rookie, Season

- 419 Bobby Joe Edmonds, 1986
- 349 Will Lewis, 1980
- 360 Joey Galloway, 1995

Most Yards Gained, Game

- 105 Joey Galloway, vs. N.Y. Giants 11/5/95
- 103 Bobby Joe Edmonds, vs. Philadelphia
11/23/86
- 101 Bobby Joe Edmonds, vs. Pittsburgh 9/7/86


Longest Punt Return

- 89 Joey Galloway, vs. N.Y. Giants 11/5/95 (TD)
- 88 Joey Galloway, vs. Denver 9/8/96 (TD)
- 75 Will Lewis, at Denver 11/23/80 (TD)
- Paul Johns, vs. L.A. Raiders 10/16/83 (TD)
- Bobby Joe Edmonds, vs. Philadelphia
11/23/86 (TD)

AVERAGE YARDAGE

Highest Average, Career (Minimum 50 Returns)

- 11.39 Paul Johns, 1981-84 (74-843)
- 11.35 Bobby Joe Edmonds, 1986-88 (89-1,010)
- 10.16 Joey Galloway, 1995-97 (51-518)



Paul Johns (1981-84)

Highest Average, Season (Qualifiers)

- 12.55 Bobby Joe Edmonds, 1987 (20-251)
- 12.32 Bobby Joe Edmonds, 1986 (34-419)
- 11.29 Paul Johns, 1983 (28-316)

Highest Average, Rookie, Season (Qualifiers)

- 12.32 Bobby Joe Edmonds, 1986 (34-419)
- 11.06 Paul Johns, 1981 (16-177)
- 10.00 Joey Galloway, 1995 (36-360)

Highest Average, Game (Minimum 3 Returns)

- 32.00 Paul Johns, vs. L.A. Raiders 10/16/83
(3-96)
- 29.33 Joey Galloway, vs. Denver
9/8/96 (3-88)
- 26.33 Paul Johns, vs. New England 9/16/84
(3-79)

TOUCHDOWNS

Most Touchdowns, Career

- 2 Paul Johns, 1981-84
- Joey Galloway, 1995-97
- 1 By 3 Players

Most Touchdowns, Season

- 1 By 7 Players (Last: Joey Galloway, 1996)

Most Touchdowns, Rookie, Season

- 1 Will Lewis, 1980
- Bobby Joe Edmonds, 1986
- Joey Galloway, 1995

Most Touchdowns, Game

- 1 By 7 Players
(Last: Joey Galloway, vs. Denver 9/8/96)

KICKOFF RETURNS

Most Kickoff Returns, Career

- 136 Steve Broussard, 1995-97
- 101 Bobby Joe Edmonds, 1986-88
- 86 Chris Warren, 1990-97

Most Kickoff Returns, Season

- 50 Steve Broussard, 1997
- 49 Zachary Dixon, 1983
- 43 Steve Broussard, 1995
- Steve Broussard, 1996

Most Kickoff Returns, Game

- 8 Bobby Joe Edmonds, vs. L.A. Raiders
11/30/87
- 7 By 4 Players
(Last: Ronnie Harris, vs. Oakland 10/26/97)

YARDS GAINED**Most Yards Gained, Career**

- 3,119 Steve Broussard, 1995-97
- 2,228 Bobby Joe Edmonds, 1986-88
- 1,794 Chris Warren, 1990-97

Most Yards Gained, Season

- 1,148 Zachary Dixon, 1983
- 1,076 Steve Broussard, 1997
- 1,064 Steve Broussard, 1995

Most Yards Gained, Rookie, Season

- 829 Rufus Crawford, 1978
- 820 Al Hunter, 1977
- 764 Bobby Joe Edmonds, 1986

Most Yards Gained, Game

- 196 Jon Vaughn, at San Diego 10/30/94
- 174 Oliver Ross, vs. Detroit 10/24/76
- 173 Zachary Dixon, vs. St. Louis 11/13/83

Longest Kickoff Return

- 97 James Jefferson, vs. K.C. 10/8/89 (TD)
- 94 Zachary Dixon, vs. St. Louis 11/13/83 (TD)
- 93 Jon Vaughn, at San Diego 10/30/94 (TD)

HIGHEST YARDAGE**Highest Average, Career (50 Returns)**

- 22.93 Steve Broussard, 1995-97 (136-3,119)
- 22.06 Bobby Joe Edmonds, 1986-88 (101-2,228)
- 22.01 Al Hunter, 1977-80 (78-1,717)

Highest Average, Season (Qualifiers)

- 24.74 Steve Broussard, 1995 (43-1,064)
- 24.06 Al Hunter, 1978 (16-385)
- 23.69 Rufus Crawford, 1978 (35-829)

Highest Average, Game (Minimum 3 Returns)

- 34.60 Zachary Dixon, vs. St. Louis 11/13/83 (5-173)
- 34.33 David Hollis, vs. K.C. 12/27/87 (3-103)
- 34.00 Bobby Joe Edmonds, vs. Denver 10/26/86
(3-102)

TOUCHDOWNS**Most Touchdowns, Career**

- 1 Zachary Dixon, 1983-84
- James Jefferson, 1989-93
- Jon Vaughn, 1993-94

Most Touchdowns, Season

- 1 Zachary Dixon, 1983
- James Jefferson, 1989
- Jon Vaughn, 1994

Most Touchdowns, Rookie, Season

- 1 James Jefferson, 1989

Most Touchdowns, Game

- 1 Zachary Dixon, vs. St. Louis 11/13/83
- James Jefferson, vs. Kansas City 10/8/89
- Jon Vaughn, at San Diego 10/30/94

COMBINED KICK RETURNS**Most Combined Kick Returns, Career**

- 190 Bobby Joe Edmonds, 1986-88 (89-P, 101-K)
- 180 Chris Warren, 1990-97 (94-P, 86-K)
- 136 Steve Broussard, 1995-97 (136-K)

Most Combined Kick Returns, Season

- 75 Bobby Joe Edmonds, 1988 (35-P, 40-K)
- 69 Rufus Crawford, 1978 (34-P, 35-K)
- 68 Bobby Joe Edmonds, 1986 (34-P, 34-K)

Most Combined Kick Returns, Game

- 10 Ronnie Harris, vs. Oakland 10/26/97
- 9 Bobby Joe Edmonds, vs. L.A. Raiders
11/30/89 (1-P, 8-K)
- Bobby Joe Edmonds, vs. L.A. Raiders
12/18/88 (3-P, 6-K)

YARDS GAINED**Most Yards Returned, Career**

- 3,238 Bobby Joe Edmonds, 1986-88 (1,010-P, 2,228-K)
- 3,119 Steve Broussard, 1995-97 (3,119-K)
- 2,613 Chris Warren, 1990-96 (819-P, 1,794-K)

Most Yards Gained, Season

- 1,240 Bobby Joe Edmonds, 1988 (340-P, 900-K)
- 1,183 Bobby Joe Edmonds, 1986 (419-P, 764-K)
- 1,148 Zachary Dixon, 1983 (1,148-K)

Most Yards Returned, Game

- 201 Ronnie Harris, vs. Oakland 10/26/97
(36-P, 165-K)
- 196 Jon Vaughn, at San Diego 10/30/94 (196-K)
- 188 Bobby Joe Edmonds, vs. L.A. Raiders 12/18/88
(34-P, 154-K)

TOUCHDOWNS**Most Touchdowns, Career**

- 2 Paul Johns, 1981-84 (2-P)
- 1 By 8 Players

Most Touchdowns, Season

- 1 By 10 Players
(Last: Joey Galloway, 1996 [1-P])

Most Touchdowns, Game

- 1 By 10 Players
(Last: Joey Galloway, vs. Denver 9/8/96 [1-P])

FUMBLES**Most Fumbles, Career**

- 108 Dave Krieg, 1980-91
- 49 Jim Zorn, 1976-84
- 38 Curt Warner, 1983-89

Most Fumbles, Season

- 18 Dave Krieg, 1989
- 16 Dave Krieg, 1990
- 13 Rick Mirer, 1993

Most Fumbles, Game

- 6 Dave Krieg, vs. Kansas City 11/5/89
- 5 Dave Krieg, vs. San Diego 11/25/90 (OT)
- 4 By 2 Players
(Last: Dan McGwire, vs. Indianapolis 12/4/94)

FUMBLES RECOVERED

Most Fumbles Recovered, Career, Own and Opponents

- 27 Dave Krieg, 1980-91 (27-own)
- 17 Jacob Green, 1980-91 (17-opponent)
- 15 Eugene Robinson, 1985-95 (14-opp, 1-own)

Most Fumbles Recovered, Season, Own and Opponents

- 9 Dave Krieg, 1989 (9-own)
- 5 By 4 Players

(Last: Rick Mirer, 1993 [5-own])

Most Fumbles Recovered, Game, Own and Opponents

- 3 Dave Krieg, vs. Chicago 12/20/87 (3-own)
- Dave Krieg, vs. Kansas City 11/5/89 (3-own)
- Rick Mirer, at Detroit 10/17/93 (3-own)

OWN FUMBLES RECOVERED

Most Own Fumbles Recovered, Career

- 27 Dave Krieg, 1980-91
- 13 Curt Warner, 1983-89
- 12 Jim Zorn, 1976-84

Most Own Fumbles Recovered, Season

- 9 Dave Krieg, 1989
- 5 By 3 Players (Last: Rick Mirer, 1993)

Most Own Fumbles Recovered, Game

- 3 Dave Krieg, vs. Chicago 12/20/87 (3-own)
- Dave Krieg, vs. Kansas City 11/5/89 (3-own)
- Rick Mirer, at Detroit 10/17/93 (3-own)

OPPONENTS FUMBLES RECOVERED

Most Opponents' Fumbles Recovered, Career

- 17 Jacob Green, 1980-91
- 14 Eugene Robinson, 1985-95
- 11 By 3 Players

Most Opponents' Fumbles Recovered, Season

- 5 Nesby Glasgow, 1989
- 4 By 12 Players (Last: Chad Brown, 1997)

Most Opponents' Fumbles Recovered, Game

- 2 By 14 Players (Last: Chad Brown, at New Orleans 11/16/97)

YARDS RETURNING FUMBLES

Longest Fumble Return

- 82 Antonio Edwards, at Denver 12/10/95 (TD)
- 79 Jacob Green, vs. N.Y. Jets 10/27/85 (TD)
- 62 John Harris, at N.Y. Jets 9/11/83
- Carlton Gray, vs. San Diego 10/27/96

TOUCHDOWNS

Most Touchdowns, Career (Total)

- 2 Jacob Green, 1980-91 (2-opp)
- Shelton Robinson, 1982-85 (2-opp)
- Chad Brown, 1997 (2-opp)

Most Touchdowns, Season (Total)

- 2 Shelton Robinson, 1983 (2-opp)
- Chad Brown, 1997 (2-opp)

- 1 By 13 Players

(Last: Michael Sinclair, 1997 [1-opp])

Most Touchdowns, Career (Opponents' Recovered)

- 2 Jacob Green, 1980-91
- Shelton Robinson, 1982-85
- Chad Brown, 1997

Most Touchdowns, Season (Opponents' Recovered)

- 2 Shelton Robinson, 1983
 - Chad Brown, 1997
 - 1 By 14 Players
- (Last: Michael Sinclair, 1997)

Most Touchdowns, Game (Opponents' Recovered)

- 1 By 18 Players
- (Last: Michael Sinclair, 1997)

COMBINED NET YARDS GAINED

Yards Gained Via Rushing, Receiving, Interception Return, Punt Return, Kickoff Return, and Fumble Return

ATTEMPTS

Most Attempts, Career

- 1,854 Curt Warner, 1983-89
- 1,943 Chris Warren, 1990-97
- 1,628 John L. Williams, 1986-93

Most Attempts, Season

- 379 Curt Warner, 1983
- 374 Chris Warren, 1994
- 365 Curt Warner, 1986

Most Attempts, Rookie, Season

- 379 Curt Warner, 1983
- 162 Sherman Smith, 1976
- John L. Williams, 1986

Most Attempts, Game

- 36 Chris Warren, at New England 9/19/93
- 35 Lamar Smith, at Detroit 10/17/96
- 34 Curt Warner, vs. San Diego 9/15/85



Jacob Green (1980-91)

YARDS GAINED

Most Yards Gained, Career

- 13,396 Steve Largent, 1976-89
- 10,663 Chris Warren, 1990-97
- 8,673 John L. Williams, 1986-93

Most Yards Gained, Season

- 1,925 Chris Warren, 1992
- 1,868 Chris Warren, 1994
- 1,822 Curt Warner, 1986

Most Yards Gained, Rookie, Season

- 1,774 Curt Warner, 1983
- 1,583 Joey Galloway, 1995
- 1,172 Bobby Joe Edmonds, 1986

Most Yards Gained, Game

- 261 Steve Largent, vs. Detroit 10/18/87
- 239 John L. Williams, at L.A. Raiders 12/18/88
- 237 Joey Galloway, at Jacksonville 11/12/95

TACKLES

Most Tackles, Career

- 984 Eugene Robinson, 1985-95
- 813 Keith Butler, 1978-87
- 779 Joe Nash, 1982-96

Most Tackles, Season

- 153 Terry Beeson, 1978
- 140 Michael Jackson, 1981
- 136 Michael Jackson, 1980

Most Tackles, Game

- 18 Terry Beeson, vs. Houston 11/2/77
- Sammy Green, vs. Minnesota 10/8/78
- 16 By 9 Players (Last: Dean Wells, vs. G.B. 9/29/96)

SACKS

Most Sacks, Career

- 116.0 Jacob Green, 1980-91
- 63.0 Jeff Bryant, 1982-93
- 48.5 Cortez Kennedy, 1990-97

Most Sacks, Season

- 16.0 Jacob Green, 1983
- 14.5 Jeff Bryant, 1984
- 14.0 Cortez Kennedy, 1992

Most Sacks, Game

- 4.0 Jacob Green, vs. N.Y. Giants 10/19/86
- Michael Sinclair, vs. Denver 9/8/96
- Michael McCrary, at Oakland 12/22/96

FORCED FUMBLES

Most Forced Fumbles, Career


- 28 Jacob Green, 1980-91
- 14 Rufus Porter, 1988-94
- 13 Joe Nash, 1982-96
- Bruce Scholtz, 1982-88

Most Forced Fumbles, Season

- 7 Jacob Green, 1985
- 6 By 3 Players (Last: Michael Sinclair, 1997)

Most Forced Fumbles, Game

- 2 By 14 Players (Last: Michael Sinclair, vs. Denver 10/1/95)



Eugene Robinson (1985-95)

BLOCKED KICKS

Most Blocked Punts, Career

- 3 Kerry Justin, 1978-83, 1986-87
- 2 By 4 Players

Most Blocked Punts, Season

- 2 By 4 Players (Last: Kerry Justin, 1986)

Most Blocked Punts, Game

- 1 By 20 Players
- (Last: Michael Bates, at Indianapolis 10/2/94)

Most Blocked Field Goals, Career

- 8 Joe Nash, 1982-96
- 2 By 4 Players

Most Blocked Field Goals, Season

- 3 Joe Nash, 1989
- 2 Mike White, 1982
- Joe Nash, 1984

Most Blocked Field Goals, Game

- 1 By 27 Players
- (Last: Michael McCrary, vs. Houston 11/3/96)

Most Blocked PATs, Career

- 3 Mike White, 1981-82
- 2 By 3 Players

Most Blocked PATs, Season

- 2 Mike White, 1981
- 1 By 11 Players
- (Last: Terry Wooden, 1995)

Most Blocked PATs, Game

- 1 By 12 Players
- (Last: Terry Wooden, vs. San Diego 10/22/95)

Most Blocked Kicks (Field Goals and PATs), Career

- 10 Joe Nash, 1982-96 (8 FG, 2 PAT)
- 5 Mike White, 1981-82 (2 FG, 3 PAT)
- Jeff Bryant, 1982-93 (3 FG, 2 PAT)

Most Blocked Kicks (Field Goals and PATs), Season

- 3 Mike White, 1982 (2 FG, 1 PAT)
- Joe Nash, 1989 (3 FG)
- 2 By 4 Players
(Last: Jeff Bryant and Joe Nash, 1985)

Most Blocked Kicks (Field Goals and PATs), Game


- 1 By 40 Players
(Last: Michael McCrary, vs. Houston
11/3/96 [FG])

Longest Return of Blocked Punt


- 32 Jessie Green, vs. N.Y. Jets 10/19/80
- 26 Steve Raible, vs. Green Bay 10/10/76
- 17 Autry Beamon, vs. Baltimore 9/18/77

Longest Return of Blocked Field Goal

- 62 Paul Moyer, vs. Cleveland 10/9/88 (no TD)
- Vernon Dean, vs. L.A. Rams 10/23/88 (TD)
- 61 Robert Blackmon, vs. Houston 11/3/96 (TD)



Paul Moyer (1983-89)



Joe Nash (1982-96)

Team Records



ATTENDANCE

Largest Single Season Regular Season Home Attendance

494,104 1988 (61,763)
493,657 1984 (61,707)
492,921 1986 (61,615)

Largest Single Game Regular Season Home Attendance

65,536 vs. San Diego 9/18/94 (at Husky Stadium)
64,411 vs. Denver 12/15/84
64,060 vs. L.A. Raiders 11/3/85

Largest Single Game Regular Season Road Attendance

81,201 at L.A. Raiders 12/15/85
78,847 at Kansas City 10/23/94
78,605 at Cleveland 10/9/88

GAMES WON

(regular season)

Most Consecutive Games Won

8 1984
5 1986
4 1983-84

Most Consecutive Games Without Defeat

8 1984
5 1986
4 1983-84

Most Games Won, Season

12 1984
10 1986
9 5 Times (Last: 1990)

Most Consecutive Games Won, One Season

8 1984
5 1986
3 11 Times (Last: 1997)

Most Consecutive Games Won, Start of Season

3 1986
2 1984, 1985, 1988, 1994

Most Consecutive Games Won, End of Season

5 1986
2 6 Times (Last: 1997)

Most Consecutive Home Games Won

8 1983-84
5 1987
1990-91

Most Consecutive Road Games, Won

5 1979-80
4 1984
3 5 Times (Last: 1997)

Most Shutout Games Won or Tied, Season

3 1984
2 1986
1 3 Times (Last: 1982)

Most Consecutive Shutout Games Won or Tied, Season

2 1984
1 6 Times (Last: 1986 [twice])

Most Consecutive Overtime Games Won, Season

2 1990 (Ties NFL record)
1 2 Times (Last: 1992)

GAMES LOST

Most Consecutive Games Lost

10 1980-81
9 1976-77
8 1992

Most Games Lost, Season

14 1992
12 1976, 1980
10 1981, 1993, 1994

Most Consecutive Games Lost, One Season

9 1980
8 1992
6 1994

Most Consecutive Games Lost, Start of Season

5 1976
4 1977
3 1990, 1996

Most Consecutive Games Lost, End of Season

9 1980
5 1976
4 1992

Most Consecutive Home Games Lost

8 1980
5 1992
4 1976, 1976-77, 1992, 1996

Most Consecutive Road Games Lost

8 1976-77, 1980-81
7 1992-93
5 1986, 1993, 1994-95

Most Shutout Games Lost or Tied, Season

2 1992
1 5 Times (Last: 1990)

Most Consecutive Shutout Games, Lost or Tied, Season

2 1992
1 5 Times (Last: 1990)

Most Consecutive Overtime Games Lost, Season


1 8 Times (Last: 1995)

SCORING

POINTS

Most Points, Season

418 1984
403 1983
378 1979



Sherman Smith (1976-82)

Fewest Points, Season

- 127 1982 (9 games)
- 140 1992 (NFL record for 16 game season)
- 229 1976 (14 games)

Most Points, Game

- 56 vs. Buffalo 10/30/77
- 51 vs. Kansas City 11/27/83 (OT)
- 49 vs. San Diego 9/15/85

Fewest Points, Game

- 0 8 Times (Last: vs. L.A. Raiders 10/18/92)

Most Points, Both Teams, Game

- 99 Seattle (51) vs. Kansas City (48) 11/27/83 (OT)
- 84 Seattle (49) vs. San Diego (35) 9/15/85
- 80 Seattle (43) at L.A. Raiders (37) 12/18/88

Fewest Points, Both Teams, Game

- 14 Seattle (14) vs. Washington (0) 9/28/80
- 16 4 Times (Last: Seattle [6] at Den [10] 12/20/92)

Most Points, Shutout Victory, Game

- 45 vs. Kansas City 11/4/84
- 37 vs. L.A. Raiders 12/8/86
- 33 vs. Cleveland 9/3/84

Fewest Points, Shutout Victory, Game

- 14 vs. Washington 9/28/80
- 16 vs. Pittsburgh 11/28/82
- 17 vs. N.Y. Jets 11/13/77

Most Points Overcome to Win Game

- 20 at Denver 12/10/95 (Trailed 0-20, Won 31-27)
- 18 vs. Pittsburgh 11/8/81 (Trailed 3-21, Won 24-21)
- at Oakland 12/14/97 (Trailed 3-21, Won 22-21)

Most Points, Each Half

- 1st:** 42 vs. Buffalo 10/30/77
- 34 vs. Kansas City 12/11/77
- 31 vs. Kansas City 11/4/84
- vs. Kansas City 9/11/88
- 2nd: 37 vs. Kansas City 11/27/83 (OT)
- (Includes 3 points in overtime)
- 35 vs. San Diego 9/15/85
- 31 vs. L.A. Raiders 10/16/83
- vs. New England 9/21/86

Most Points, One Quarter

- 28 4 Times (Last: vs. Kansas City 9/11/88 [2nd])

Most Points, Each Quarter

- 1st:** 21 vs. Cincinnati 9/6/81
- vs. Detroit 10/18/87
- vs. N.Y. Giants 11/5/95
- 2nd:** 28 vs. Buffalo 10/30/77
- vs. Kansas City 11/4/84
- vs. Kansas City 9/11/88
- 3rd:** 28 vs. San Diego 9/15/85
- 24 vs. Chicago 11/5/78
- 20 vs. Kansas City 9/20/87
- vs. Chicago 12/20/87
- 4th:** 24 vs. New England 9/21/86
- 21 vs. Detroit 9/24/78
- at Denver 12/10/95
- OT:** 3 4 Times (Last: vs. Denver 11/30/92)

GAMES

Most Consecutive Games

Scoring

- 112 1982-89
- 105 1992-97 (current)
- 36 1990-92

TOUCHDOWNS

Most Touchdowns, Season

- 51 1984
- 50 1983
- 46 1979, 1987

Fewest Touchdowns, Season

- 14 1982 (9 games)
- 1992
- 27 1996

Most Touchdowns, Game

- 8 vs. Buffalo 10/30/77
- 7 vs. San Diego 9/15/85
- 6 5 Times (Last: vs. Denver 12/11/88)

Most Touchdowns, Both Teams, Game

- 13 Seattle (6) vs. Kansas City (7) 11/27/83 (OT)
- 12 Seattle (7) vs. San Diego (5) 9/15/85
- 10 3 Times (Last: Seattle [4] vs. Green Bay [6] 10/15/78)

Most Consecutive Games Scoring Touchdowns

- 48 1982-85
- 34 1985-88
- 30 1977-79

POINTS AFTER TOUCHDOWN

Most Points After Touchdown, Season

- 50 1984
- 49 1983
- 44 1987

Fewest Points After Touchdown, Season

- 13 1982 (9 games)
- 14 1992
- 25 1994

Most Points After Touchdown, Game

- 8 vs. Buffalo 10/30/77
- 7 vs. San Diego 9/15/85
- 6 6 Times (Last: at Jacksonville 11/12/95)

Most Points After Touchdown, Both Teams, Game

- 12 Seattle (6) vs. Kansas City (6) 11/27/83 (OT)
- 10 2 Times (Last: Seattle [4] vs. Green Bay [6] 10/15/78)

TWO-POINT CONVERSIONS

(Two-point conversion rule was adopted in 1994)

Most Two-Point Conversion Attempts, Season

- 6 1994, 1996, 1997
- 2 1995

Most Two-Point Conversion Attempts, Game

- 2 at Kansas City 10/23/94
vs. San Diego 10/22/95
- 1 14 Times (Last: at Baltimore 12/7/97)

Most Two-Point Conversions

Made, Season

- 4 1994, 1996

Most Two-Point Conversions Made, Game

- 2 at Kansas City 10/23/94
- 1 9 Times (Last: at Baltimore 12/7/97)

FIELD GOALS

Most Field Goals Attempted, Season

- 35 1986
- 34 1996
- 32 1990

Fewest Field Goals Attempted, Season

- 14 1982 (9 games)
- 16 1976
- 18 1977

Most Field Goals Attempted, Game

- 6 vs. Kansas City 9/20/87
- 5 4 Times (Last: vs. Houston 11/3/96)

Most Field Goals Attempted, Both Teams, Game

- 9 at Seattle (5) vs. Houston (4) 11/3/96
- 8 Seattle (5) vs. L.A. Raiders (3) 12/18/88
- Seattle (2) at San Diego (6) 9/5/93

Most Field Goals, Season

- 28 1996
- 25 1991
- 23 1990, 1993, 1995

Fewest Field Goals, Season

- 9 1976
- 1977
- 10 1982 (9 games)

Most Field Goals, Game

- 5 vs. Kansas City 9/20/87
- vs. L.A. Raiders 12/18/88
- 4 9 Times (Last: vs. Buffalo 12/8/96)

Most Field Goals, Both Teams, Game

- 8 Seattle (5) vs. L.A. Raiders (3) 12/18/88
- 7 3 Times (Last: Seattle (2) vs. San Diego (5)
9/21/97)

Most Consecutive Games Scoring Field Goals

- 15 1990-91
- 10 1978-79
- 9 3 Times (Last: 1997)

SAFETIES

Most Safeties, Season

- 4 1993 (ties NFL record)
- 1 8 Times (Last: 1997)

Most Safeties, Game

- 1 12 Times (Last: at Baltimore 12/7/97)

Most Safeties, Both Teams, Game

- 2 Seattle (0) vs. Denver (2) 1/2/83
- Seattle (1) vs. Cleveland (1) 11/14/93
- 1 31 Times (Last: Seattle [1] at Baltimore [0]
12/7/97)

FIRST DOWNS

Most Seasons Leading League

- 1 1978

Most First Downs, Season

- 345 1978
- 331 1997
- 315 1979

Fewest First Downs, Season

- 159 1982 (9 games)
- 207 1992
- 237 1976

Most First Downs, Game

- 34 vs. San Diego 11/22/87
- 33 vs. Kansas City 11/27/83 (OT)
- 30 3 Times (Last: vs. Denver 12/11/88)

Fewest First Downs, Game

- 1 vs. L.A. Rams 11/4/79
- 2 vs. New England 12/4/88
- 6 3 Times (Last: at Dallas 10/11/92)

Most First Downs, Rushing, Season

- 150 1978
- 131 1983
- 125 1988

Fewest First Downs, Rushing, Season

- 51 1982 (9 games)
- 75 1976
- 76 1992

Most First Downs, Rushing, Game

- 19 vs. San Diego 11/22/87
- 18 vs. Kansas City 11/27/83 (OT)
- 16 vs. Denver 12/11/88

Fewest First Downs, Rushing, Game

- 0 vs. L.A. Rams 11/4/79
- vs. New England 12/4/88
- vs. L.A. Raiders 10/18/92

Most First Downs, Passing, Season

- 207 1997
- 180 1989
- 179 1985

Fewest First Downs, Passing, Season

- 89 1982 (9 games)
- 114 1992
- 116 1977

Most First Downs, Passing, Game

- 21 vs. Denver 11/20/83
- 20 vs. Denver 12/15/84
- 19 vs. Oakland 10/26/97

Fewest First Downs, Passing, Game

- 1 vs. L.A. Rams 11/4/79
- 2 4 Times (Last: at Chicago 9/9/90)

Most First Downs, Penalty, Season

- 39 1978
- 28 1994
- 27 1987, 1988, 1996

Fewest First Downs, Penalty, Season

10 1986
14 1991
16 1983

Most First Downs, Penalty, Game

6 vs. N.Y. Jets 9/17/78
vs. San Diego 11/16/81
vs. San Diego 9/18/94

NET YARDS GAINED RUSHING AND PASSING

Most Plays, Season

1090 1985
1072 1978
1049 1997

Fewest Plays, Season

589 1982 (9 games)
869 1977
882 1976

Most Plays, Game

85 vs. Kansas City 11/27/83 (OT)
84 vs. Kansas City 9/29/85
vs. San Diego 11/22/87

Fewest Plays, Game

35 vs. L.A. Rams 11/4/79
41 vs. New England 12/4/88
42 vs. Washington 12/23/89

Most Net Yards Gained, Season

5759 1997
5557 1979
5511 1978

Fewest Net Yards Gained, Season

2594 1982 (9 games)
3374 1992
4062 1976



Jim Zorn (1976-84)

Most Net Yards Gained, Game

559 vs. Buffalo 10/30/77
554 vs. Oakland 10/26/97
536 vs. Denver 12/20/86

Fewest Net Yards Gained, Game

-7 vs. L.A. Rams 11/4/79 (NFL record)
62 at Dallas 10/11/92
65 vs. New England 12/4/88

Most Consecutive Games, 400 or More Yards Gained

4 1986
2 4 Times (Last: 1988)

Most Consecutive Games, 300 or More Yards Gained

9 1997
7 1978-79
6 1980, 1986

Highest Average Gain, Season

5.38 1986 (1,005-5,409)
5.31 1979 (1,046-5,557)
5.16 1996 (974-5,024)

Lowest Average Gain, Season

4.40 1982 (589-2,594 (9 games)
4.55 1989 (1,010-4,596)
4.57 1994 (1,018-4,652)

RUSHING

ATTEMPTS**Most Rushing Attempts, Season**

561 1978
546 1983
517 1988

Fewest Rushing Attempts, Season

227 1982 (9 games)
374 1976
394 1991

Most Rushing Attempts, Game

57 vs. N.Y. Jets 9/11/83
56 vs. San Diego 9/18/83
54 vs. San Diego 11/22/87

Fewest Rushing Attempts, Game

7 vs. L.A. Raiders 11/17/91
9 vs. Washington 12/23/89
12 3 Times (Last: vs. Atlanta 12/15/91)

YARDS GAINED**Most Yards Gained Rushing, Season**

2394 1978
2300 1986
2178 1995

Fewest Yards Gained Rushing, Season

795 1982 (9 games)
1392 1989
1413 1976

Most Yards Gained Rushing, Game

298 vs. Denver 12/20/86
280 vs. Kansas City 11/27/83 (OT)
277 vs. San Diego 11/22/87

Fewest Yards Gained Rushing, Game

20 vs. New England 12/4/88
23 vs. L.A. Rams 11/4/79
vs. L.A. Raiders 11/17/91

AVERAGE GAIN

Highest Average Gain, Rushing, Season

4.57	1995 (477-2,178)
4.52	1996 (442-1,997)
4.48	1986 (513-2,300)

Lowest Average Gain, Rushing, Season

3.32	1984 (495-1,645)
3.44	1989 (405-1,392)
3.50	1982 (227-795) (9 games)

TOUCHDOWNS

Most Touchdowns, Rushing, Season

28	1978
24	1979
20	1995

Fewest Touchdowns, Rushing, Season

4	1982 (9 games)
	1992
5	1989

Most Touchdowns, Rushing, Game

4	7 Times (Last: at Jacksonville 11/12/95)
---	--

PASSING

ATTEMPTS

Most Passes Attempted, Season

609	1997
575	1985
559	1989

Fewest Passes Attempted, Season

326	1982 (9 games)
387	1977
405	1987

Most Passes Attempted, Game

61	vs. Kansas City 9/29/85
51	3 Times (Last: vs. L.A. Rams 9/23/85)

Fewest Passes Attempted, Game

14	vs. Kansas City 12/11/77
15	vs. Pittsburgh 12/6/87
16	3 Times (Last: vs. Cincinnati 11/18/84)

Most Passes Attempted, Both Teams, Game

84	Seattle (42) vs. San Diego (42) 12/14/80
	Seattle (46) vs. Kansas City (38) 12/9/84
	Seattle (31) vs. Phoenix (53) 12/19/93 (OT)

Fewest Passes Attempted, Both Teams, Game

30	Seattle (20) vs. New England (10) 12/4/88
33	Seattle (15) vs. Pittsburgh (18) 12/6/87
38	Seattle (23) vs. New England (15) 10/9/77

COMPLETIONS

Most Passes Completed, Season

359	1997
316	1989
307	1981

Fewest Passes Completed, Season

175	1977
176	1982 (9 games)
229	1976

Most Passes Completed, Game

33	vs. Atlanta 10/13/85
31	vs. Kansas City 9/27/81
	vs. Denver 11/20/83

Fewest Passes Completed, Game

2	vs. L.A. Rams 11/4/79
4	vs. L.A. Raiders 10/16/83
5	vs. New England 10/9/77
	at Oakland 12/22/96

Most Passes Completed, Both Teams, Game

56	Seattle (22) vs. San Diego (34) 9/15/85
54	Seattle (25) vs. San Diego (29) 10/9/83
52	Seattle (25) vs. N.Y. Jets (27) 11/2/86

Fewest Passes Completed, Both Teams, Game

14	Seattle (5) vs. New England (9) 10/9/77
	Seattle (9) vs. New England (5) 12/4/88
17	Seattle (10) vs. Cleveland (7) 12/18/77

YARDS GAINED

Most Net Yards Gained, Passing, Season

3959	1997
3590	1979
3427	1981

Fewest Net Yards Gained, Passing, Season

1778	1992
1799	1982 (9 games)
2328	1977

Most Net Yards Gained, Passing, Game

409	vs. Oakland 10/26/97
406	vs. Denver 11/25/84
391	vs. New Orleans 11/18/79

Fewest Net Yards, Gained Passing, Game

-30	vs. L.A. Rams 11/4/79
2	vs. L.A. Raiders 10/16/83
13	at Oakland 12/22/96

TIMES SACKED

Most Times Sacked, Season

67	1992
53	1985
51	1980

Fewest Times Sacked, Season

21	1977
23	1979
28	1976

Most Times Sacked, Game

9	vs. Kansas City 11/11/90
8	vs. Cleveland 9/12/82
	vs. Dallas 12/4/83
	at Denver 12/20/92

COMPLETION PERCENTAGE

Highest Completion Percentage, Season

59.42	1991 (488-290)
59.16	1986 (453-268)
59.15	1990 (448-265)

Lowest Completion Percentage, Season

45.22	1977 (387-175)
47.71	1976 (480-229)
48.32	1992 (476-230)

TOUCHDOWNS

Most Touchdowns, Passing, Season

- 32 1984
- 31 1987
- 28 1985

Fewest Touchdowns, Passing, Season

- 9 1982 (9 games)
- 1992
- 13 1976, 1993, 1994

Most Touchdowns, Passing, Game

- 5 vs. Detroit 12/2/84
- vs. San Diego 9/15/85
- vs. L.A. Raiders 11/28/88
- vs. Oakland 10/26/97

Most Touchdowns, Passing, Both Teams, Game

- 10 Seattle (5) vs. San Diego (5) 9/15/85
- 7 6 Times (Last: Seattle [5] vs. Oakland [2] 10/26/97)

PASSES HAD INTERCEPTED

Most Passes Had Intercepted, Season

- 32 1977
- 30 1976
- 26 1984, 1991

Fewest Passes Had Intercepted, Season

- 9 1994
- 13 1982 (9 games)
- 14 1986

Most Passes Had Intercepted, Game

- 6 vs. Detroit 10/24/76
- vs. Kansas City 12/9/84
- 5 2 Times (Last: vs. Kansas City 9/29/85)

PUNTING

Most Punts, Season

- 108 1992
- 95 1984
- 91 1985, 1993, 1994

Fewest Punts, Season

- 49 1982 (9 games)
- 61 1987
- 64 1977

Most Punts, Game

- 12 vs. Denver 11/28/93
- 11 3 Times (Last: vs. Philadelphia 12/13/92 [OT])

Fewest Punts, Game

- 1 8 Times (Last: vs. Detroit 12/30/90)

AVERAGE YARDAGE

Highest Average Distance, Punting, Season

- 45.00 1995 (83-3,735)
- 44.07 1992 (108-4,760)
- 44.03 1993 (91-4,007)

Lowest Average Distance, Punting, Season

- 36.89 1978 (69-2,543)
- 37.40 1976 (82-3,067)
- 37.55 1984 (95-3,567)

HAD BLOCKED

Most Punts Had Blocked, Season

- 3 1979
- 2 1977
- 1980
- 1997

Most Punts Had Blocked, Game

- 2 vs. Kansas City 9/30/79
- 1 11 Times (Last: vs. Kansas City 11/23/97)

Most Consecutive Punts Without A Block

- 612 1980-88
- 521 1989-93
- 254 1993-96

INSIDE THE 20

Most Punts Inside the Opponents' 20 Yard Line, Season

- 33 1994
- 29 1992
- 25 1983

Fewest Punts Inside the Opponents' 20 Yard Line, Season

- 9 1982 (9 games)
- 10 1986
- 11 1977
- 1979
- 1991

Most Punts Inside the Opponents' 20 Yard Line, Game

- 6 vs. Minnesota 11/10/96
- 5 vs. New England 12/18/83
- vs. Denver 11/30/92 (OT)
- at Washington 9/4/94

PUNT RETURNS

Most Punt Returns, Season

- 53 1985
- 44 1984
- 41 1981

Fewest Punt Returns, Season

- 21 1982 (9 games)
- 30 1989
- 31 1977

Most Punt Returns, Game

- 7 vs. Tampa Bay 10/17/76
- vs. N.Y. Jets 11/13/77
- 6 3 Times (Last: vs. L.A. Raiders 12/8/86)

Fewest Punt Returns, Game

- 0 25 Times (Last: vs. Denver 9/7/97)

FAIR CATCHES

Most Fair Catches, Season

- 27 1992
- 23 1994
- 20 1991

Fewest Fair Catches, Season

- 4 1977
- 5 1978
- 6 4 Times
- (Last: 1983)

Most Fair Catches, Game

- 5 4 Times (Last: vs. Denver 11/30/92 [OT])

YARDS GAINED

Most Yards, Punt Returns, Season

484 1984
483 1985
457 1986

Fewest Yards, Punt Returns, Season

217 1977
228 1982 (9 games)
246 1976

Most Yards, Punt Returns, Game

105 vs. N.Y. Giants 11/5/95
103 vs. Philadelphia 11/23/86
101 vs. Pittsburgh 9/7/86

Fewest Yards, Punt Returns, Game

-2 vs. Washington 9/19/76
at N.Y. Giants 10/25/92
at Kansas City 9/15/96

AVERAGE YARDS RETURNING PUNTS

Highest Average, Punt Returns, Season

11.72 1986 (39-457)
11.00 1984 (44-484)
10.86 1982 (21-228) (9 games)

Lowest Average, Punt Returns, Season

6.31 1976 (39-246)
6.70 1997 (37-248)
7.00 1977 (31-217)

TOUCHDOWNS RETURNING PUNTS

Most Touchdowns, Punt Returns, Season

1 7 Times (Last: 1996)

Most Touchdowns, Punt Returns, Game

1 7 Times (Last: vs. Denver 9/8/96)

KICKOFF RETURNS

Most Kickoff Returns, Season

79 1976
76 1997
73 1977, 1980

Fewest Kickoff Returns, Season

29 1982 (9 games)
50 1990, 1992, 1993

Most Kickoff Returns, Game

9 vs. New Orleans 11/21/76
vs. Kansas City 11/27/83 (OT)
8 9 Times (Last: vs. Denver 11/26/89)

Fewest Kickoff Returns, Game

0 4 Times (Last: at Detroit 10/17/93)

YARDS GAINED

Most Yards, Kickoff Returns, Season

1,620 1995
1,605 1976
1,575 1983

Fewest Yards, Kickoff Returns, Season

544 1982 (9 games)
885 1992
931 1993

Most Yards, Kickoff Returns, Game

251 vs. New Orleans 11/21/76
209 vs. Kansas City 11/27/83 (OT)
204 vs. San Diego 12/10/78

Fewest Yards, Kickoff Returns, Game

0 4 Times (Last: at Detroit 10/17/93)

AVERAGE YARDAGE

Highest Average, Kickoff Returns, Season

22.54 1978 (67-1,510)
22.50 1995 (72-1,620)
22.18 1983 (71-1,575)

Lowest Average, Kickoff Returns, Season

17.70 1992 (50-885)
18.52 1981 (69-1,278)
18.62 1993 (50-931)

TOUCHDOWNS

Most Touchdowns, Kickoff Returns, Season

1 3 Times (Last: 1994)

Most Touchdowns, Kickoff Returns, Game

1 at St. Louis 11/13/83
vs. Kansas City 10/8/89
at San Diego 10/30/94

FUMBLES

Most Fumbles, Season

43 1989
41 1981
38 1980

Fewest Fumbles, Season

21 1982 (9 games)
24 1984, 1995, 1996

Most Fumbles, Game

8 vs. Houston 11/20/77
vs. Kansas City 11/5/89
at Arizona 10/29/95 (OT)

Fewest Fumbles, Game

0 41 Times (Last: at Baltimore 12/7/97)

FUMBLES LOST

Most Fumbles Lost, Season

23 1981
20 1983
19 1978, 1994

Fewest Fumbles Lost, Season

9 1995
11 1982 (9 games)
1997

Most Fumbles Lost, Game

5 vs. Green Bay 10/15/78
vs. Denver 12/13/81
4 4 Times (Last: vs. Kansas City 11/5/89)


Fewest Fumbles Lost, Game

0 113 Times (Last: vs. San Francisco 12/21/97)

FUMBLES RECOVERED

Most Fumbles Recovered, Season, Own and Opponents

44 1983 (16 own, 28 opp)
42 1989 (29 own, 13 opp)
41 1981 (14 own, 27 opp)



Mike Tice (1981-88, 1990-91)

Fewest Fumbles Recovered, Season, Own & Opponents

- 19 1982 (10 own, 9 opp) (9 games)
- 20 1995 (11 own, 9 opp)
- 21 1977 (10 own, 11 opp)
- 1986 (7 own, 14 opp)

Most Fumbles Recovered, Game, Own & Opponents

- 8 vs. Cleveland 12/20/81 (1 own, 7 opp)
- 7 vs. Chicago 12/20/87 (4 own, 3 opp)
- vs. San Diego 11/25/90 (4 own, 3 opp)

Most Own Fumbles Recovered, Season

- 29 1989
- 22 1980
- 18 1992

Fewest Own Fumbles Recovered, Season

- 7 1986
- 8 1984
- 9 1976
- 1991

Most Opponents Fumbles Recovered, Season

- 28 1983
- 27 1981
- 25 1984

Fewest Opponents Fumbles Recovered, Season

- 9 1982 (9 games)
- 1995
- 11 3 Times (Last: 1994)

Most Opponents Fumbles Recovered, Game

- 7 vs. Cleveland 12/20/81
- 6 at Oakland 12/22/96
- 5 vs. L.A. Raiders 10/16/83
- vs. Cleveland 11/14/93

TOUCHDOWNS

Most Touchdowns, Opponent Fumbles Recovered, Season, Own and Opponents

- 3 1997 (3-opp)
- 2 4 Times (Last: 1995 [2 opp])

Most Touchdowns, Opponent Fumbles Recovered, Season

- 3 1997
- 2 4 Times (Last: 1995)

Most Touchdowns, Fumbles Recovered, Game, Own and Opponents

- 1 18 Times (Last: at Baltimore 12/7/97 [opp])

TURNOVERS

(Number of times losing the ball on interceptions and fumbles)

Most Turnovers, Season

- 48 1976 (30 ints, 18 fums)
- 45 1977 (32 ints, 13 fums)
- 43 1991 (26 ints, 17 fums)

Fewest Turnovers, Season

- 24 1982 (13 ints, 11 fums) (9 games)
- 27 1986 (14 ints, 13 fums)
- 28 1994 (9 ints, 19 fums)

Most Turnovers, Game

- 8 vs. Detroit 10/24/76 (6 ints, 2 fums)
- vs. Denver 11/20/83 (4 ints, 4 fums)
- 7 3 Times (Last: at Arizona 10/29/95 [OT] [4 ints, 3 fums])

Most Turnovers, Both Teams, Game

- 14 Seattle (4) vs. Cleveland (10) 12/20/81
- 11 Seattle (7) vs. Kansas City (4) 9/29/85
- Seattle (8) at Arizona (3) 10/29/95 (OT)

Fewest Turnovers, Both Teams, Game

- 0 Seattle (0) vs. L.A. Raiders (0) 12/18/94
- 1 14 Times (Last: Seattle [2] at Baltimore [0] 12/7/97)

PENALTIES

Fewest Penalties, Season

- 59 1982 (9 games)
- 76 1977
- 79 1987, 1989

Most Penalties, Season

- 128 1984
- 114 1994
- 112 1996

Fewest Penalties, Game

- 0 vs. Pittsburgh 12/6/87
- 1 vs. St. Louis 9/12/76
- vs. L.A. Raiders 12/18/88

Most Penalties, Game

- 17 vs. Green Bay 10/21/84
- 15 vs. Tampa Bay 10/17/76
- vs. San Diego 10/9/83

Fewest Penalties, Both Teams, Game

- 5 Seattle (3) vs. Detroit (2) 12/2/84
- Seattle (5) vs. New Orleans (0) 11/10/85
- Seattle (3) vs. Kansas City (2) 12/1/91

Most Penalties, Both Teams, Game

- 35 Seattle (15) vs. Tampa Bay (20) 10/17/76
- 28 Seattle (17) vs. Green Bay (11) 10/21/84
- 24 Seattle (10) vs. L.A. Raiders (14) 11/3/85

YARDS PENALIZED

Fewest Yards Penalized, Season

- 523 1982 (9 games)
- 666 1977
- 668 1987

Most Yards Penalized, Season

1,179 1984
 918 1992
 911 1997

Fewest Yards Penalized, Game

0 vs. Pittsburgh 12/6/87
 10 3 Times (Last: vs. Buffalo 12/8/96)

Most Yards Penalized, Game

145 vs. Denver 12/8/79
 134 vs. Denver 9/7/97
 129 at Jacksonville 11/12/95

Fewest Yards Penalized, Both Teams, Game

27 Seattle (20) vs. Kansas City (7) 12/1/91
 30 Seattle (20) vs. Detroit (10) 12/2/84
 34 Seattle (10) vs. L.A. Raiders (24) 12/18/88

Most Yards Penalized, Both Teams, Game

310 Seattle (120) vs. Tampa Bay (190) 10/17/76
 273 Seattle (145) vs. Denver (128) 12/8/79
 236 Seattle (45) vs. Philadelphia (191) 12/13/92 (OT)

TIME OF POSSESSION**Highest Average Time of Possession, Season**

30:47 1990
 30:47 1997
 30:46 1984

Lowest Average Time of Possession, Season


28:01 1996
 28:04 1982
 28:38 1988

Highest Time of Possession, Game

41:35 vs. San Diego 11/22/87
 40:21 vs. Denver 10/22/89 (OT)
 39:55 vs. Pittsburgh 10/20/91

Lowest Time of Possession, Game

14:28 vs. L.A. Rams 11/4/79
 17:10 vs. San Francisco 9/25/88
 17:58 vs. New England 12/19/82

**Kenny Easley (1981-87)**

Defensive Records



SCORING

Fewest Points Allowed, Season

147 1982 (9 games)
261 1991
282 1984

Most Points Allowed, Season

429 1976
408 1980
397 1983

Fewest Points Allowed, Game

0 8 Times (Last: vs. L. A. Raiders 12/8/86)

Most Points Allowed, Game

51 vs. New Orleans 11/21/76
vs. Dallas 11/27/80
48 vs. Kansas City 11/27/83 (OT)

Fewest Touchdowns Allowed, Season

18 1982 (9 games)
25 1991
32 1990, 1992, 1993

Most Touchdowns Allowed, Season

53 1976
48 1983
47 1980

Fewest Touchdowns Allowed, Game

0 28 Times (Last: vs. San Francisco 12/21/97)

Most Touchdowns Allowed, Game

7 vs. Dallas 11/27/80
vs. Kansas City 11/27/83
6 4 Times (Last: vs. Green Bay 10/15/78)

FIRST DOWNS

Fewest First Downs Allowed, Season

167 1982 (9 games)
247 1992
263 1991

Most First Downs Allowed, Season

371 1981
351 1983
350 1979

Fewest First Downs Allowed, Game

6 vs. San Diego 11/22/87
8 at N.Y. Jets 11/13/77
9 vs. Pittsburgh 9/7/86
vs. Indianapolis 9/29/91

Most First Downs Allowed, Game

32 at San Diego 9/15/85
31 at Chicago 12/20/87
at Denver 12/1/96

Fewest First Downs Allowed, Rushing, Season

86 1982 (9 games)
1990
90 1985

Most First Downs Allowed, Rushing, Season

175 1981
166 1976
153 1978

Fewest First Downs Allowed, Rushing, Game

0 at Green Bay 12/9/90
1 6 Times (Last: at Oakland 12/14/97)

Most First Downs Allowed, Rushing, Game

19 vs. New Orleans 11/21/76
18 3 Times (Last: at Kansas City 11/22/81)

Fewest First Downs Allowed, Passing, Season

68 1982 (9 games)
125 1977
129 1992

Most First Downs Allowed, Passing, Season

195 1983
193 1993
192 1986

Fewest First Downs Allowed, Passing, Game

2 4 Times (Last: at Indianapolis 9/14/97)

Most First Downs Allowed, Passing, Game

27 at San Diego 9/15/85
20 at Oakland 12/16/79
19 3 Times (Last: vs. Pittsburgh 9/25/94)

Fewest First Downs Allowed, Penalty, Season

12 1991
13 1982 (9 games)
16 1987, 1988, 1989

Most First Downs Allowed, Penalty, Season

33 1979
30 1996
29 1984

Most First Downs Allowed, Penalty, Game

7 at Kansas City 10/17/96
5 3 Times (Last: vs. Kansas City 9/15/96)

OFFENSIVE PLAYS

Fewest Opponents Plays Allowed, Season

600 1982 (9 games)
950 1990
954 1987

Most Opponents Plays Allowed, Season

1126 1981
1085 1993
1078 1979, 1995

Fewest Opponents Plays Allowed, Game

39 vs. San Diego 11/22/87
41 vs. Pittsburgh 10/20/91
43 vs. L.A. Raiders 9/16/90

Most Opponents Plays Allowed, Game

95 vs. L.A. Rams 11/4/79
vs. Philadelphia 12/13/92 (OT)
88 vs. Denver 10/29/78 (OT)

Fewest Opponents Plays Allowed, Rushing, Season

337 1982 (9 games)
413 1990
435 1991

Most Opponents Plays Allowed, Rushing, Season

614 1976
596 1977
588 1981

Fewest Opponents Plays Allowed, Rushing, Game

10 vs. Green Bay 12/9/90
12 vs. San Diego 11/22/87
vs. Minnesota 11/10/96

Most Opponents Plays Allowed, Rushing, Game

63 vs. L.A. Rams 11/4/79
61 vs. Cincinnati 10/11/87
60 2 Times (Last: vs. Pittsburgh 10/23/83)

Fewest Opponents Plays Allowed, Passing, Season

253 1982 (9 games)
367 1977
394 1976

Most Opponents Plays Allowed, Passing, Season

633 1993
582 1986
1995

Fewest Opponents Attempts Allowed, Passing, Game

9 at N.Y. Giants 10/25/92
10 vs. New England 12/4/88
11 vs. Cincinnati 10/11/87

Most Opponents Attempts Allowed, Passing, Game

59 vs. Kansas City 9/11/88
55 vs. Kansas City 11/4/84
at Houston 11/7/93

NET YARDS ALLOWED RUSHING AND PASSING

Fewest Yards Allowed, Season

2794 1982 (9 games)
4583 1992
4606 1990

Most Yards Allowed, Season

6029 1983
5940 1981
5834 1979

Fewest Yards Allowed, Game

118 at Indianapolis 9/14/97
120 vs. Cleveland 9/3/84
124 vs. N.Y. Jets 11/13/77

Most Net Yards Allowed, Game

580 vs. San Francisco 9/25/88
557 vs. San Diego 9/15/85
553 vs. N.Y. Jets 11/2/86

RUSHING

Fewest Yards Allowed, Rushing, Season

1461 1982 (9 games)
1606 1990
1660 1993

Most Yards Allowed Rushing, Season

2881 1976
2806 1981
2517 1978

Fewest Yards Allowed, Rushing, Game

13 vs. Green Bay 12/9/90
15 vs. Minnesota 11/10/96
17 vs. San Diego 11/22/87

Most Yards Allowed, Rushing, Game

356 vs. L.A. Raiders 11/30/87
303 vs. L.A. Rams 11/4/79
281 vs. St. Louis 9/12/76

Fewest Touchdowns Allowed, Rushing, Season

4 1991
7 1990
10 1997

Most Touchdowns Allowed, Rushing, Season

23 1979
21 1977
20 1976, 1978, 1981

Most Touchdowns Allowed, Rushing, Game

4 3 Times (Last: vs. Dallas 11/27/80)

PASSING

Fewest Net Yards Allowed, Passing, Season

1333 1982 (9 games)
2333 1977
2524 1976

Most Net Yards Allowed, Passing, Season

3831 1983
3653 1993
3582 1986

Fewest Net Yards Allowed, Passing, Game

15 vs. Kansas City 9/30/79
23 at Indianapolis 9/21/97
25 vs. N.Y. Jets 11/13/77

Most Net Yards Allowed, Passing, Game

494 vs. San Diego 9/15/85
427 vs. N.Y. Jets 11/2/86
405 vs. Phoenix 12/19/93 (OT)

Fewest Touchdowns Allowed, Passing, Season

4 1982 (9 games)
11 1992
15 1994

Most Touchdowns Allowed, Passing, Season

33 1983
28 1980
27 1976

Most Touchdowns Allowed, Passing, Game

5 vs. San Diego 9/15/85
vs. San Francisco 9/25/88
4 10 Times (Last: vs. Denver 11/26/89)

SACKS

Most Sacks, Season

61 1985
55 1984
48 1996

Fewest Sacks, Season

- 17 1982 (9 games)
- 18 1977
- 25 1978

Most Sacks, Game

- 11 vs. L.A. Raiders 12/8/86
- 10 vs. Philadelphia 12/13/92 (OT)
- 9 vs. Philadelphia 11/23/86
- vs. Buffalo 12/8/96

Most Opponents Yards Lost Attempting to Pass, Season

- 464 1985
- 398 1984
- 351 1983

Fewest Opponents Yards Lost Attempting to Pass, Season

- 131 1977
- 135 1982 (9 games)
- 167 1995

Most Opponents Yards Lost Attempting to Pass, Game

- 89 vs. Philadelphia 12/13/92 (OT)
- 68 vs. L.A. Raiders 12/8/86
- 65 vs. L.A. Raiders 10/16/83

INTERCEPTIONS

Most Seasons Leading League

- 1 1984

Most Passes Intercepted By, Season

- 38 1984
- 26 1983
- 25 1977

Fewest Passes Intercepted By, Season

- 9 1989
- 12 1990
- 13 1982 (9 games)
- 1997

Most Passes Intercepted By, Game

- 6 vs. Kansas City 11/4/84
- 5 vs. Houston 10/5/80
- at Pittsburgh 12/6/92

Most Consecutive Games, One or More Interceptions By

- 17 1983-84
- 11 1993
- 8 1990-91

Most Yards, Returning Interceptions, Season

- 697 1984 (3rd in NFL history)
- 397 1981
- 356 1977

Fewest Yards Returning Interceptions, Season

- 57 1989
- 95 1980
- 127 1995

Most Yards Returning Interceptions, Game

- 325 vs. Kansas City 11/4/84 (NFL record)
- 146 vs. Cincinnati 9/25/77
- 125 vs. Cleveland 12/20/81

Most Touchdowns Returning Interceptions, Season

- 7 1984 (2nd in NFL history)
- 3 1981, 1985

Most Touchdowns Returning Interceptions, Game

- 4 vs. Kansas City 11/4/84 (NFL record)
- 2 vs. Chicago 9/23/83
- 1 23 Times (Last: at N.O. 11/16/97 [OT])

Most TDs Returning Interceptions, Both Teams, Game

- 4 Seattle (4) vs. K.C. (0) 11/4/84 (NFL record)
- 2 6 Times
- (Last: Seattle [1] vs. New Orleans [1] 9/1/91)

PUNTING

Fewest Opponent Punts, Season

- 50 1982 (9 games)
- 54 1977
- 55 1981

Most Opponent Punts, Season

- 97 1985
- 96 1992
- 83 1984

Fewest Opponent Punts, Game

- 0 at Oakland 12/16/79
- 1 15 Times (Last: at San Diego 9/5/93)

Most Opponent Punts, Game

- 11 at Denver 10/25/85 (OT)
- vs. Denver 11/30/92 (OT)
- 10 2 Times (Last: vs. Philadelphia 12/13/92 [OT])

AVERAGE YARDAGE**Highest Opponent Average, Punting, Season**

- 45.00 1995 (83-3735)
- 42.49 1981 (55-2337)
- 42.09 1988 (66-2778)

Lowest Opponent Average, Punting, Season

- 35.00 1976 (65-2275)
- 35.96 1977 (54-1942)
- 37.91 1979 (69-2616)

Highest Opponent Average, Punting, Game (Min. 3)

- 56.6 at Denver 11/25/84 (5-283)
- 53.0 vs. Pittsburgh 11/8/81 (3-156)
- 50.5 at San Diego 9/18/88 (4-202)

Lowest Opponent Average, Punting, Game (Min. 3)

- 17.0 vs. Buffalo 10/14/84 (4-69)
- 24.0 vs. San Diego 9/4/78 (4-72)
- vs. Philadelphia 11/2/80 (3-72)

HAD BLOCKED**Most Opponent Punts Blocked, Season**

- 4 1984, 1986
- 2 1976, 1977, 1980, 1985

Most Opponent Punts Blocked, Game

- 2 vs. Buffalo 10/14/84
- at New England 9/21/86
- 1 16 Times (Last: at Indianapolis 10/2/94)

Most Consecutive Opponent Punts Without A Block

- 258 1987-91
- 228 1991-94
- 217 1994-96

INSIDE THE 20

Most Opponent Punts Inside the Opponents' 20, Season

- 25 1994
- 24 1995
- 23 1992
- 1996

Fewest Opponent Punts Inside the Opponents' 20, Season

- 10 1976
- 1982 (9 games)
- 11 1977

Most Opponent Punts Inside the Opponents' 20, Game

- 4 8 Times (Last: vs. Philadelphia 12/13/92 [OT])

PUNT RETURNS

Fewest Opponents Punt Returns, Season

- 19 1982 (9 games)
- 29 1990
- 32 1984, 1987

Most Opponents Punt Returns, Season

- 56 1976
- 1992
- 52 1996

Fewest Yards Allowed, Punt Returns, Season

- 69 1982 (9 games)
- 153 1981
- 185 1983

Most Yards Allowed, Punt Returns, Season

- 640 1996
- 549 1995
- 534 1976

Fewest Yards Allowed, Punt Returns, Game

- 12 vs. L.A. Rams 10/23/88
- 4 vs. Denver 11/30/92 (OT)
- 3 vs. Chicago 12/12/82

Most Yards Allowed, Punt Returns, Game

- 184 at Baltimore 12/7/97
- 110 at L.A. Raiders 12/12/93
- 100 vs. Kansas City 11/22/92

Most Seasons Leading League, Lowest Average Allowed, Punt Returns

- 1 1981
- 1983
- 1988

Lowest Average Allowed, Punt Returns, Season

- 3.63 1982 (19-69) (9 games)
- 4.64 1981 (33-153) (Led NFL)
- 5.14 1983 (36-185) (Led NFL)

Highest Average Allowed, Punt Returns, Season

- 12.31 1996 (52-640)
- 12.18 1997 (38-463)
- 11.44 1995 (48-549)

Longest Return Allowed, Game

- 95 vs. N.Y. Jets 11/9/87 (TD)
- 89 at Baltimore 12/7/97 (TD)
- 86 vs. Kansas City 11/22/92 (TD)

Most Touchdowns Allowed, Punt Returns, Season

- 2 1990
- 1997
- 1 5 Times (Last: 1994)

Most Touchdowns Allowed, Punt Return, Game

- 2 at Baltimore 12/7/97 (89, 66 yards)
- 1 7 Times (Last: at Hou. 12/11/94 [78 yards])

KICKOFF RETURNS

Fewest Opponent Kickoff Returns, Season

- 24 1982 (9 games)
- 36 1992
- 44 1989

Most Opponent Kickoff Returns, Season

- 77 1997
- 72 1996
- 70 1979, 1995

Fewest Opponent Kickoff Returns, Game

- 0 7 Times (Last: vs. Denver 11/28/93)

Most Opponent Kickoff Returns, Game

- 10 vs. Kansas City 9/20/87
- 9 3 Times (Last: vs. San Diego 11/16/81)

Fewest Yards Allowed, Kickoff Returns, Season

- 361 1982 (9 games)
- 685 1992
- 814 1989

Most Yards Allowed, Kickoff Returns, Season

- 1779 1997
- 1669 1995
- 1642 1996

Fewest Yards Allowed, Kickoff Returns, Game

- 0 6 Times (Last: at Denver 11/28/93)

Most Yards Allowed, Kickoff Returns, Game

- 230 vs. Kansas City 9/20/87
- 223 vs. Oakland 10/26/97
- 217 vs. Buffalo 10/30/77

Most Seasons Leading League, Lowest Average Allowed, Kickoff Returns

- 1982, 1983

Lowest Average Allowed, Kickoff Returns, Season

- 15.04 1982 (24-36) (Led NFL) (9 games)
- 16.14 1983 (59-952) (Led NFL)
- 16.66 1984 (67-1,116)

Highest Average Allowed, Kickoff Returns, Season

- 24.80 1977 (50-1,240)
- 23.84 1995 (70-1,669)
- 23.10 1997 (77-1,779)

Longest Return Allowed, Game

- 99 vs. Kansas City 9/3/95
- 95 vs. Green Bay 11/15/78 (TD)
- vs. L.A. Raiders 11/28/88
- at Detroit 10/19/93 (TD)

Most Touchdowns Allowed, Kickoff Returns, Season

- 2 1995
- 1 1978
- 1987
- 1993
- 1997

Most Touchdowns Allowed, Kickoff Returns, Game

- 1 vs. Green Bay 11/15/78 (95 yards)
- at Kansas City 12/27/87 (92 yards)
- at Detroit 10/19/93 (95 yards)
- vs. Kansas City 9/3/95 (99 yards)
- at Kansas City 12/24/95 (89 yards)
- vs. Atlanta 11/30/97 (93 yards)

FUMBLES

Fewest Opponent Fumbles, Season

- 17 1995
- 18 1982 (9 games)
- 20 1977



Pete Gross (Radio Play-by-Play, 1976-92)

Most Opponent Fumbles, Season

- 47 1984
- 44 1983
- 43 1981

Most Opponent Fumbles, Game

- 9 vs. Cleveland 12/20/81
at Oakland 12/22/96
- 7 3 Times (Last: vs. Cincinnati 10/11/87)

TURNOVERS

(Number of times taking ball from
opponent on interceptions and fumbles)

Most Seasons Leading League in Most Turnovers

- 1 1984

Fewest Opponent Turnovers, Season

- 22 1982 (13 ints, 9 fums) (9 games)
- 1989 (9 ints, 13 fums)
- 25 1995 (16 ints, 9 fums)

Most Opponent Turnovers, Season

- 63 1984 (38 ints, 25 fums) (2nd in NFL history)
- 54 1983 (26 ints, 28 fums)
- 48 1981 (21 ints, 27 fums)

Most Opponent Turnovers, Game

- 10 vs. Cleveland 12/20/81 (3 ints, 7 fums)
- 8 2 Times (Last: vs. San Diego 9/9/84
[4 ints, 4 fums])

TIME OF POSSESSION

Lowest Average Time of Possession Allowed, Season

- 29:13 1990
- 1997
- 29:14 1984

Highest Average Time of Possession Allowed, Season

- 31:59 1996
- 31:56 1982 (9 games)
- 31:22 1988

Least Time of Possession Allowed, Game

- 18:25 vs. San Diego 11/22/87
- 20:05 vs. Pittsburgh 10/20/91
- 20:56 vs. San Diego 9/18/83

Most Time of Possession Allowed, Game

- 46:47 vs. Philadelphia 12/13/92 (OT)
- 45:32 vs. L.A. Rams 11/4/79
- 42:50 vs. San Francisco 9/25/88

Opponent Records



SCORING

POINTS

Most Points, Game

- 24 Terrell Middleton, Green Bay,
at Milwaukee 10/15/78 (4 TDs)
Roy Green, at St. Louis 11/13/83 (4 TDs)
- 20 Joe Danelo, N.Y. Giants 10/18/81
(6 FGs, 2 PATs)

TOUCHDOWNS

Most Touchdowns, Game

- 4 Terrell Middleton, Green Bay,
at Milwaukee 10/15/78 (4 Rush)
Roy Green, at St. Louis 11/13/83 (4 Rec)
- 3 Eric Dickerson, L.A. Rams 9/23/85 (3 Rush)
Bo Jackson, L.A. Raiders 11/30/87 (2 Rush, 1 Rec)
Marcus Allen, Kansas City 12/5/93 (3 Rush)

POINTS AFTER TOUCHDOWN

Most Points After Touchdown Attempted, Game

- 7 Rafael Septien, at Dallas 11/27/80
- 6 5 Times (Last: Nick Lowery, Kansas City
11/27/83)

Most Points After Touchdown, Game

- 7 Rafael Septien, at Dallas 11/27/80 (7 attempts)
- 6 4 Times (Last: Chester Marcol, Green Bay, at
Milwaukee 10/15/78 [6 attempts])

Most Points After Touchdown, No Misses, Game

- 7 Rafael Septien, at Dallas 11/27/80
- 6 4 Times (Last: Chester Marcol, Green Bay, at
Milwaukee 10/15/78)

FIELD GOALS

Most Field Goals Attempted, Game

- 6 Joe Danelo, N.Y. Giants 10/18/81
John Carney, at San Diego 9/5/93
Doug Pelfrey, Cincinnati 11/6/94 (OT)

Most Field Goals, Game

- 6 Joe Danelo, N.Y. Giants 10/18/81
John Carney, at San Diego 9/5/93
Doug Pelfrey, Cincinnati 11/6/94 (OT)

Most Field Goals, One Quarter

- 3 Rich Karlis, at Denver 11/20/83 (4th)
Al Del Greco, at Houston 11/7/93 (2nd)
- 2 47 Times (Last: Cole Ford, at Oakland
12/22/96 [2nd])

Longest Field Goal

- 57 Nick Lowery, at Kansas City 9/14/80
Steve Cox, at Washington 9/28/86
- 55 Fred Steinfort, Denver 12/21/80

Longest Field Goal Attempted

- 66 Jason Elam, at Denver 12/10/95
- 61 Ali Haji-Sheikh, at N.Y. Giants 12/11/83
- 57 3 Times (Last: Kevin Butler, at Chicago 9/9/90)

Most Field Goals, No Misses, Game

- 6 Joe Danelo, N.Y. Giants 10/18/81
John Carney, at San Diego 9/5/93
Doug Pelfrey, Cincinnati 11/6/94 (OT)

Most Field Goals, 50 or More Yards, Game

- 2 By 5 Players (Last: John Carney, at San Diego
9/1/96)

SAFETIES

Most Safeties, Game

- 1 24 Times (Last: Team, vs. Kansas City 11/23/97)

RUSHING

ATTEMPTS

Most Attempts, Game

- 39 Earl Campbell, at Houston 10/11/81
- 37 Christian Okoye, at Kansas City 11/5/89
- 33 Barry Foster, at Pittsburgh 12/6/92

YARDS GAINED

Most Yards Gained, Game

- 221 Bo Jackson, L.A. Raiders 11/30/87
- 186 Earl Campbell, at Houston 10/11/81
- 183 Walter Payton, Chicago 12/5/76

Most Games, 2 or More Players with 100 or More Yards Rushing

- 1 Jim Otis (140) and Terry Metcalf (113),
St. Louis 9/12/76
Tom Sullivan (121) and Mike Hogan
(104), at Philadelphia 12/12/76

Longest Run From Scrimmage

- 91 Bo Jackson, L.A. Raiders 11/30/87 (TD)
- 84 Ted McKnight, Kansas City 9/30/79 (TD)
- 73 Chuck Muncie, San Diego 11/16/81 (TD)

AVERAGE GAIN


Highest Average Gain, Game (10 or More Attempts)

- 12.28 Bo Jackson, L.A. Raiders 11/30/87 (18-221)
- 12.25 Ted McKnight, Kansas City 9/30/79 (12-147)
- 11.00 Tony Reed, at Kansas City 12/17/78 (11-121)

TOUCHDOWNS

Most Touchdowns, Game

- 4 Terrell Middleton, Green Bay, at Milwaukee
10/15/78
- 3 Eric Dickerson, L.A. Rams 9/23/85
Marcus Allen, Kansas City 12/5/93



Chuck Knox, Head Coach (1983-91)

PASSING

ATTEMPTS

Most Passes Attempted, Game

- 55 Warren Moon, at Houston 11/7/93
- 53 Steve Beuerlein, Phoenix 12/19/93 (OT)
- 52 By 2 Players (Last: Jay Schroeder, L.A. Raiders 10/13/91)

COMPLETIONS

Most Passes Completed, Game

- 36 Warren Moon, at Houston 11/7/93
- 34 Steve Beuerlein, Phoenix 12/19/93 (OT)
- 31 By 3 Players (Last: Jeff Blake, Cincinnati 11/6/94 [OT])

COMPLETION PERCENTAGE

Highest Completion %, Game (Min. 20 Attempts)

- 83.87 Fran Tarkenton, at Minnesota 11/14/76 (31-26)
- 81.25 Ken O'Brien, N.Y. Jets 11/2/86 (32-26)
- 80.10 Pat Haden, L.A. Rams 11/4/79 (21-17)

YARDS GAINED

Most Yards Gained, Game

- 440 Dan Fouts, at San Diego 9/15/85
- 432 John Elway, Denver 12/20/85
- 431 By 2 Players (Last: Steve Beuerlein, Phoenix 12/19/93 [OT])

Longest Pass Completion

- 99 Stan Humphries, to Tony Martin, San Diego 9/18/94 (TD) (ties NFL record)
- 92 Marc Wilson, to Marcus Allen, at L.A. Raiders 10/7/84
- Eric Zeier, to Derrick Alexander, at Baltimore 12/7/97

AVERAGE GAIN

Highest Average Gain, Game (20 Attempts)

- 16.26 Marc Wilson, at L.A. Raiders 10/7/84 (19-309)
- 13.47 Ken O'Brien, N.Y. Jets 11/2/86 (32-431)
- 12.42 Gary Hogeboom, Phoenix 9/17/89 (24-298)

TOUCHDOWNS

Most Touchdown Passes, Game

- 5 Neil O'Donnell, N.Y. Jets 8/31/97
- 4 8 Times (Last: John Elway, at Denver 11/26/89)

HAD INTERCEPTED

Most Passes Had Intercepted, Game

- 5 Ken Stabler, at Houston 10/5/80
- 4 10 Times (Last: Sean Salisbury, San Diego 10/27/96)

Most Attempts, No Interceptions, Game

- 45 Tony Eason, at New England 9/21/86
- 43 John Elway, at Denver 10/20/85 (OT)
- 42 John Elway, Denver 12/20/85
- Boomer Esiason, at Cincinnati 12/10/89

RECEIVING

Most Pass Receptions, Game

- 13 Wes Chandler, at San Diego 9/15/85
- Tony Martin, at San Diego 9/10/95
- 12 Gary Clark, Phoenix 12/19/93 (OT)

YARDS GAINED

Most Yards Gained, Game

- 243 Wes Chandler, at San Diego 9/15/85
- 195 Al Toon, N.Y. Jets 11/2/86
- 173 Marcus Allen, at L.A. Raiders 10/7/84

Longest Pass Reception

- 99 Tony Martin, from Stan Humphries, San Diego 9/18/94 (TD) (ties NFL record)
- 92 Marcus Allen, from Marc Wilson, at L.A. Raiders 10/7/84
- Derrick Alexander, from Eric Zeier, at Baltimore 12/7/97

Most Games, 2 or More Players with 100 or More Yards Receiving

- 5 Times (Last: Eric Green (119) and Dwight Stone (100), Pittsburgh 12/26/93)

AVERAGE PER RECEPTION

Highest Average Per Reception, Game (5 Receptions)

- 34.60 Marcus Allen, at L.A. Raiders 10/7/84 (4-173) (pro-rated)
- 32.40 James Lofton, Green Bay, at Milwaukee 10/21/84 (5-162)
- 27.17 Jerry Rice, San Francisco 9/25/88 (6-163)

TOUCHDOWNS

Most Touchdowns, Game

- 4 Roy Green, at St. Louis 11/13/83
- 3 4 Times (Last: Roy Green, Phoenix 9/17/89)

INTERCEPTIONS

Most Interceptions By, Game

- 4 Deron Cherry, at Kansas City 9/29/85 (ties NFL record)
- 3 Tony Greene, Buffalo 10/30/77
- Steve Wilson, at Denver 11/20/83

YARDS RETURNED

Most Yards Returned, Game

- 115 Fred Marion, New England 11/17/85
- 102 Gary Barbaro, at Kansas City 12/11/77
- 93 Levi Johnson, Detroit 10/24/76

Longest Return

- 102 Gary Barbaro, at Kansas City 12/11/77
(T3rd in NFL history)
- 83 Fred Marion, New England 11/17/85
- 82 Carlton Williamson, at San Francisco 11/25/85

TOUCHDOWNS

Most Touchdowns, Game

- 1 32 Times (Last: Lorenzo Lynch, at Arizona 10/29/95) [OT])

PUNTING

Most Punts, Game

- 11 Chris Norman, at Denver 10/20/85 (OT)
- Ruben Rodriguez, Denver 11/30/92 (OT)
- 10 Jeff Gossett, L.A. Raiders 10/18/92
- Jeff Feagles, Philadelphia 12/13/92 (OT)

Longest Punt

- 67 David Lee, Baltimore 11/12/78
- Brian Hansen, at New England 10/7/90
- 65 Rohn Stark, Indianapolis 9/29/91
- John Kidd, at San Diego 10/4/92

AVERAGE YARDAGE

Highest Average Punting, Game (Minimum 4 Punts)

- 52.25 Lee Johnson, Cincinnati 11/6/94 (4-209) (OT)
- 50.50 Ralf Mojsiejenko, at San Diego 9/18/88 (4-202)
- 50.17 Darren Bennett, San Diego 10/27/96 (6-301)

INSIDE THE 20

Most Punts Inside the 20, Game

- 4 8 Times (Last: Jeff Feagles, Philadelphia 12/13/92 [OT])

TOUCHBACKS

Most Touchbacks, Game

- 3 George Roberts, at Miami 9/9/79
- Max Runager, at San Francisco 11/25/85
- 2 11 Times (Last: Mark Royals, at Detroit 11/17/96)

HAD BLOCKED

Most Punts Had Blocked, Game

- 2 John Kidd, Buffalo 10/14/84
- Rich Camarillo, at New England 9/21/86
- 1 15 Times (Last: Rohn Stark, at Indianapolis 10/2/94)

PUNT RETURNS

Most Punt Returns, Game

- 8 Vai Sikahema, Philadelphia 12/13/92 (OT)
- 7 Rolland Lawrence, Atlanta 11/7/76
- Pete Shaw, at N.Y. Giants 12/11/83

FAIR CATCHES

Most Fair Catches, Game

- 6 Greg Pruitt, at L.A. Raiders 10/7/84
- 5 Greg Pruitt, L.A. Raiders 11/12/84
- Emile Harry, at Kansas City 11/9/86

YARDS GAINED

Most Yards Gained, Game

- 184 Jermaine Lewis, at Baltimore 12/7/97
- 110 Tim Brown, at L.A. Raiders 12/12/93
- 100 Dale Carter, Kansas City 11/22/92

Longest Punt Return

- 91 JoJo Townsell, N.Y. Jets 11/9/87 (TD)
- 89 Jermaine Lewis, at Baltimore 12/7/97 (TD)
- 86 Dale Carter, Kansas City 11/22/92 (TD)

AVERAGE YARDAGE

Highest Average, Game (Minimum 3 Returns)

- 36.80 Jermaine Lewis, at Baltimore 12/7/97 (5-184)
- 32.67 David Meggett, at N.Y. Giants 11/19/89 (3-98)
- 31.67 JoJo Townsell, at N.Y. Jets 11/9/87 (3-95)

TOUCHDOWNS

- 2 Jermaine Lewis, at Baltimore 12/7/97
- 1 8 Times (Last: Ernest Givins, at Houston 12/11/94)

KICKOFF RETURNS

Most Kickoff Returns, Game

- 10 Desmond Howard, Oakland 10/26/97
- 9 Paul Palmer, at Kansas City 9/20/87
- 8 By 2 Player (Last: Andre Coleman, San Diego 10/27/96)

YARDS GAINED

Most Yards Gained, Game

- 223 Desmond Howard, Oakland 10/26/97
- 221 Paul Palmer, at Kansas City 9/20/87
- 206 Andre Coleman, San Diego 10/27/96

Longest Kickoff Return



Tom Flores, Head Coach (1992-94)

- 95 Steve Odom, Green Bay, at Milwaukee
10/15/78 (TD)
Tim Brown, L.A. Raiders 11/28/88
Mel Gray, at Detroit 10/17/93 (TD)

HIGHEST YARDAGE

- Highest Average, Game (Minimum 3 Returns)
48.33 Byron Hanspard, Atlanta 11/30/97 (3-145)
44.33 Paul Palmer, at Kansas City 12/27/87 (3-133)
35.60 Tim Brown, L.A. Raiders 11/28/88 (5-178)

TOUCHDOWNS

Most Touchdowns, Game

- 1 By 6 Players (Last: Byron Hanspard, Atlanta
11/30/97 [93 yards])

COMBINED KICK RETURNS

Most Combined Kick Returns, Game

- 11 Vai Sikahema, Philadelphia 12/13/92 (OT)
(8-P, 3-K)
Desmond Howard, Oakland 10/26/97 (1-P, 10-K)
10 Rolland Lawrence, Atlanta 11/7/76 (7-P, 3-K)
Glyn Milburn, at Denver 12/10/95 (5-P, 5-K)

YARDS GAINED

Most Yards Returned, Game

- 228 Glyn Milburn, at Denver 12/10/95 (95-P, 133-K)
223 Desmond Howard, Oakland 10/26/97 (223-K)
221 Paul Palmer, Kansas City 9/20/87 (221-K)

TOUCHDOWNS

Most Touchdowns, Game

- 2 Jermaine Lewis, at Baltimore 12/7/97
1 14 Times (Last: Byron Hanspard, Atlanta
11/30/97 [kickoff])

COMBINED NET YARDS GAINED

Yards Gained Via Rushing, Receiving, Interception
Return, Punt Return, Kickoff Return,
and Fumble Return

ATTEMPTS

Most Attempts, Game

- 42 Earl Campbell, at Houston 10/11/81
39 Barry Foster, at Pittsburgh 12/6/92
37 Ottis Anderson, at St. Louis 11/13/83

YARDS GAINED

Most Yards Gained, Game

- 404 Glyn Milburn, at Denver 12/10/95 (NFL record)
306 Tim Brown, L.A. Raiders 11/28/88
290 Lionel James, at San Diego 9/15/85

TACKLES

Most Tackles, Game

- 19 Randy Gradishar, Denver 10/29/78
16 5 Times (Last: Dino Hackett, at K.C. 9/20/87)

SACKS

Most Sacks, Game

- 7.0 Derrick Thomas, at Kansas City 11/11/90
(NFL record)
4.0 By 3 Players (Last: Anthony Smith, L.A.
Raiders 9/12/93)

FORCED FUMBLES

Most Forced Fumbles, Game

- 2 13 Times (Last: Lonnie Marts, at K.C. 1/2/94)

FUMBLES

Most Fumbles, Game

- 5 Dave Walter, Cincinnati 10/11/87
4 3 Times (Last: Paul McDonald, Cleveland
12/20/81)

Most Own Fumbles Recovered, Game

- 3 Craig Erickson, at Miami 10/6/96
2 12 Times (Last: John Elway, Denver 11/28/93)

Most Opponents' Fumbles Recovered, Game

- 2 9 Times (Last: Bill Romanowski, Denver 9/8/96)

Longest Fumble Return

- 86 Derrick Thomas, Kansas City 12/5/93 (TD)
75 Ray Bentley, Cincinnati 9/6/92 (TD)
46 Lucius Sanford, Buffalo 10/14/84 (TD)

TOUCHDOWNS

Most Touchdowns, Game (Opponents' Recovered)

- 1 16 Times (Last: 6 yards, Darrius Johnson,
at Denver 11/2/97)

Most Touchdowns, Game (Own Recovered)

- 1 Tim Brown, at L.A. Raiders 12/18/88

BLOCKED KICKS

Most Blocked Punts, Game

- 1 12 Times (Last: Joe Horn, Kansas City 11/23/97)

Most Blocked Field Goals, Game

- 1 10 Times (Last: Eric Swann, at Arizona
10/29/95)

Most Blocked PATs, Game

- 1 7 Times (Last: Michael Carter, at San Francisco
11/25/85)

Most Blocked Kicks (Field Goals and PATs), Game

- 1 18 Times (Rob Holmberg, at Oakland 12/22/96)

Longest Return of Blocked Punt

- 23 Frank Duncan, San Diego 9/7/80
0 6 Times (Last: Jessie Small, Philadelphia 9/10/89)

Longest Return of Blocked Field Goal

- 58 Dave Waymer, New Orleans 10/16/88 (TD)
0 7 Times (Last: Albert Lewis, at Kansas City
1/2/94 [TD])

Touchdowns with Blocked Kick Recovery

- 1 Dave Waymer, N.O. 10/16/88 (FG, 58 yds)
Albert Lewis, at Kansas City 1/2/94 (punt, 0 yds)

Postseason Records



SERVICE

Most Games, Career

- 7 Edwin Bailey, 1983-84, 1987-88
- Jeff Bryant, 1983-84, 1987-88
- Greg Gaines, 1983-84, 1987-88
- Jacob Green, 1983-84, 1987-88
- Norm Johnson, 1983-84, 1987-88
- Dave Krieg, 1983-84, 1987-88
- Steve Largent, 1983-84, 1987-88
- Paul Moyer, 1983-84, 1988
- Joe Nash, 1983-84, 1987-88
- Bruce Scholtz, 1983-84, 1987-88
- Mike Tice, 1983-84, 1987-88
- 6 5 players

Most Starts, Career

- 7 Edwin Bailey, 1983-84, 1987-88
- Jeff Bryant, 1983-84, 1987-88
- Jacob Green, 1983-84, 1987-88
- Dave Krieg, 1983-84, 1987-88
- Steve Largent, 1983-84, 1987-88
- Joe Nash, 1983-84, 1987-88
- Bruce Scholtz, 1983-84, 1987-88
- 6 3 players

SCORING

POINTS

Most Points, Career

- 38 Norm Johnson, 1983-84, 1987-88
(8 FG, 14 PAT) 7 games
- 24 Steve Largent, 1983-84, 1987-88 (4 TD) 7 games
- 12 Curt Warner, 1983, 1988 (2 TD) 4 games

Most Points, Game

- 12 Curt Warner, at Miami 12/31/83 (2 TD)
- Steve Largent, at Houston 1/3/88 (2 TD) (OT)
- 8 2 players
(Last: Norm Johnson, at Houston 1/3/88
[2FG, 2 PAT]) (OT)

TOUCHDOWNS

Most Touchdowns, Career

- 4 Steve Largent, 1983-84, 1987-88 7 games (4-P)
- 2 Curt Warner, 1983, 1988 4 games (2-R)
- 1 9 players

Most Touchdowns, Game

- 2 Curt Warner, at Miami 12/31/83 (2-R)
- Steve Largent, at Houston 1/3/88 (2-P) (OT)
- 1 By 11 players


Most Consecutive Games Scoring Touchdown

- 2 Steve Largent, 1984, 1987
- 1 12 Times (Last: John L. Williams and
Dave Krieg, at Cincinnati 12/31/88)

POINTS AFTER TOUCHDOWN

Most Points After Touchdown, Career

- 14 Norm Johnson, 1983-84, 1987-88, 7 games (15 att)



Blair Bush (1983-88)

Most Points After Touchdown, Game

- 4 Norm Johnson, vs. Denver 12/24/83 (4 att)
- 3 Norm Johnson, at Miami 12/31/83 (3 att)
- 2 By 2 players (Last: Norm Johnson, at Houston
1/3/88 (2 Att) (OT))

FIELD GOALS

Most Field Goals Attempted, Career

- 10 Norm Johnson, 1983-84, 1987-88 (7 games)

Most Field Goals Attempted, Game

- 3 Norm Johnson, at Miami 12/31/83 (D)
- 2 3 Times (Last: Norm Johnson, at Houston
1/3/88 (OT))

Longest Field Goal Attempted

- (all successful unless otherwise noted)
- 48 Norm Johnson, at Miami 12/31/83
(blocked)
- 44 Norm Johnson, vs. L.A. Raiders 12/22/84
- 41 2 Times (Last: Norm Johnson, at Houston 1/3/88)

Most Field Goals, Career

- 8 Norm Johnson, 1983-84, 1987-88 7 games
(10 Att)

Most Field Goals, Game

- 2 Norm Johnson, at Miami 12/31/83 (3 att)
- Norm Johnson, vs. L.A. Raiders 12/22/84 (2 Att)
- Norm Johnson, at Houston 1/3/88 (2 Att)

Most Consecutive Field Goals

- 5 Norm Johnson, 1983-84
- 2 Norm Johnson, 1987-88 (current)

Longest Field Goal

- 44 Norm Johnson, vs. L.A. Raiders 12/22/84
- 41 Norm Johnson, at Houston 1/3/88 (OT)
- 37 By 2 players (Last: N. Johnson, at Mia 12/31/83)

Highest Field Goal Percentage, Career
80.0 Norm Johnson, 1983-84, 1987-88,
7 games (8-10)

SAFETIES

Most Safeties, Career
None

Most Safeties, Game
None

RUSHING

Most Attempts, Career

- 71 Curt Warner, 1983, 1988 4 Games
- 39 Dan Doornink, 1983-84, 5 Games
- 31 David Hughes, 1983-84, 5 Games

Most Attempts, Game

- 29 Curt Warner, at Miami 12/31/83
- Dan Doornink, vs. L.A. Raiders 12/22/84
- 23 Curt Warner, vs. Denver 12/24/83

YARDS GAINED

Most Yards Gained, Career

- 249 Curt Warner, 1983, 1988 4 Games
- 161 Dan Doornink, 1983-84, 5 Games
- 119 David Hughes, 1983-84, 5 Games

Most Yards Gained, Game


- 126 Dan Doornink, vs. L.A. Raiders 12/22/84
- 113 Curt Warner, at Miami 12/31/83
- 99 Curt Warner, vs. Denver 12/24/83

Most Games, 100 or More Yards Rushing, Career

- 1 Dan Doornink, 1983-84
- Curt Warner, 1983, 1988

Most Consecutive Games, 100 or More Yards Rushing

- 1 Dan Doornink, 1984
- Curt Warner, 1983, 1988



John L. Williams (1986-93)

Longest Run From Scrimmage

- 15 Curt Warner, vs. Denver 12/24/83
- 14 Dan Doornink, vs. L.A. Raiders 12/22/84
- 13 Dave Krieg, vs. L.A. Raiders 12/22/84

AVERAGE GAIN

Highest Average Gain, Career (Min. 30 Attempts)

- 4.13 Dan Doornink, 1983-84, 5 games (39-161)
- 3.84 David Hughes, 1983-84, 5 games (31-119)
- 3.51 Curt Warner, 1983, 1988 4 games (71-249)

Highest Average Gain, Game (Min. 20 attempts)

- 4.34 Dan Doornink, vs. L.A. Raiders 12/22/84 (29-126)
- 4.30 Curt Warner, vs. Denver 12/24/83 (23-99)
- 3.90 Curt Warner, at Miami 12/31/83 (29-113)

TOUCHDOWNS

Most Touchdowns, Career

- 2 Curt Warner, 1983, 1988 4 games
- 1 David Hughes, 1983-84, 5 games
- Dave Krieg, 1983-84, 1987-88, 7 games

Most Touchdowns, Game

- 2 Curt Warner, at Miami 12/31/83
- 1 David Hughes, vs. Denver 12/24/83
- Dave Krieg, at Cincinnati 12/31/88

Most Consecutive Games Rushing for Touchdowns

- 1 David Hughes, 1983
- Curt Warner, 1983
- Dave Krieg, 1988

PASSING

PASS RATING

Highest Pass Rating, Career (Min. 100 attempts)

- 76.1 Dave Krieg, 1983-84, 1987-88, 7 games

ATTEMPTS

Most Passes Attempted, Career

- 183 Dave Krieg, 1983-84, 1987-88, 7 games
- 28 Jim Zorn, 1983-84, 5 games
- 1 John L. Williams, 1987-88, 2 games

Most Passes Attempted, Game

- 50 Dave Krieg, at Cincinnati 12/31/88
- 38 Dave Krieg, at Houston 1/3/88 (OT)
- 35 Dave Krieg, at Miami 12/29/84

COMPLETIONS

Most Passes Completed, Career

- 94 Dave Krieg, 1983-84, 1987-88, 7 games
- 14 Jim Zorn, 1983-84, 5 games

Most Passes Completed, Game

- 24 Dave Krieg, at Cincinnati 12/31/88
- 20 Dave Krieg, at Miami 12/29/84
- 16 Dave Krieg, at Houston 1/3/88 (OT)

COMPLETION PERCENTAGE

Highest Completion %, Career (Min. 100 attempts)

- 51.37 Dave Krieg, 1983-84, 1987-88, 7 games (183-94)

Highest Completion %, Game (15 Completions)

- 57.1 Dave Krieg, at Miami 12/29/84 (35-20)
- 53.6 Dave Krieg, at Miami 12/31/83 (28-15)
- 48.0 Dave Krieg, at Cincinnati 12/31/88 (50-24)

YARDS GAINED

Most Yards Gained, Career

- 1,252 Dave Krieg, 1983-84, 1987-88, 7 games
- 134 Jim Zorn, 1983-84, 5 games

Most Yards Gained, Game

- 297 Dave Krieg, at Cincinnati 12/31/88
- 237 Dave Krieg, at Houston 1/3/88 (OT)
- 234 Dave Krieg, at Miami 12/29/84

Most games, 300 or More Yards Passing, Career

None

Most Consecutive Games, 300 or More Yards Passing

None

Longest Pass Completion

- 56 Dave Krieg (to Steve Largent) at Miami 12/29/84 (TD)
- 41 Dave Krieg (to Paul Johns) vs. Denver 12/24/83
- 40 Dave Krieg (to Steve Largent) at Miami 12/31/83

AVERAGE GAIN

Highest Average Gain, Career (Min. 100 attempts)

- 6.84 Dave Krieg, 1983-84, 1987-88, 7 games (183-1,252)

Highest Average Gain, Game (20 Attempts)

- 6.86 Dave Krieg, at Miami 12/31/83 (28-192)
- 6.69 Dave Krieg, at Miami 12/29/84 (35-234)
- 6.24 Dave Krieg, at Houston 1/3/88 (38-237) (OT)

TOUCHDOWNS

Most Touchdown Passes, Career

- 9 Dave Krieg, 1983-84, 1987-88, 7 games
- 2 Jim Zorn, 1983-84, 5 games

Most Touchdown Passes, Game

- 3 Dave Krieg, vs. Denver 12/24/83
- 2 Jim Zorn, at L.A. Raiders 1/8/84
- Dave Krieg, at Houston 1/3/88 (OT)

Most Consecutive Games, Touchdown Pass

- 4 Dave Krieg, 1984, 1987-88
- 2 Dave Krieg, 1983

HAD INTERCEPTED

Lowest %, Passes Had Intercepted, Career (Min. 100 att)

- 3.28 Dave Krieg, 1987-88, 7 games (6-183)

Most Attempts Without Interception, Game

- 38 Dave Krieg, at Houston 1/3/88 (OT)
- 35 Dave Krieg, at Miami 12/29/84
- 13 Dave Krieg, vs. Denver 12/24/83

Most Passes Had Intercepted, Career

- 6 Dave Krieg, 1983-84, 1987-88, 7 games
- 2 Jim Zorn, 1983-84, 5 games

Most Passes Had Intercepted, Game

- 3 Dave Krieg, at L.A. Raiders 1/8/84
- 2 Jim Zorn, at L.A. Raiders 1/8/84
- Dave Krieg, at Cincinnati 12/31/88

Most Consecutive Passes Without Interception

- 87 Dave Krieg, 1984, 1987-88

PASS RECEIVING

RECEPTIONS

Most Receptions, Career

- 23 Steve Largent, 1983-84, 1987-88, 7 games
- 15 Dan Dornink, 1983-84, 5 games
- 13 John L. Williams, 1987-88, 2 games

Most Receptions, Game

- 11 John L. Williams, at Cincinnati 12/31/88
- 7 Steve Largent, at Houston 1/3/88 (OT)
- 6 Dan Dornink, at L.A. Raiders 1/8/84
- Steve Largent, at Miami 12/29/84
- Dan Dornink, at Miami 12/29/84

Most Consecutive Games, Pass Reception

- 4 Dan Dornink, 1983-84
- Curt Warner, 1983, 1988
- 3 By 4 players

YARDS GAINED

Most Yards Gained, Career

- 434 Steve Largent, 1983-84, 1987-88, 7 games
- 168 Paul Johns, 1983, 3 games
- 142 John L. Williams, 1987-88, 2 games

Most Yards Gained, Game

- 137 John L. Williams, at Cincinnati 12/31/88
- 132 Steve Largent, at Houston 1/3/88 (OT)
- 128 Steve Largent, at Miami 12/29/84

Most Games, 100 or More Yards Receiving, Career

- 2 Steve Largent, 1983-84, 1987-88, 7 games
- 1 John L. Williams, 1987-88, 2 games

Most Consecutive Games, 100 or More Yards Receiving, Career

- 2 Steve Largent, 1984, 1987
- 1 John L. Williams, 1988 (current)

Longest Reception

- 56 Steve Largent, (from Dave Krieg) at Miami 12/29/84 (TD)
- 41 Paul Johns, (from Dave Krieg) at Miami 12/31/83
- 40 Steve Largent, (from Dave Krieg) at Miami 12/31/83

AVERAGE GAIN

Highest Average Gain, Career (Min. 10 Receptions)

- 18.87 Steve Largent, 1983-84, 1987-88, 7 games (23-434)
- 15.27 Paul Johns, 1983, 3 games (11-168)
- 10.92 John L. Williams, 1987-88, 2 games (13-142)

Highest Average Gain, Game (Min. 3 Receptions)

- 21.33 Steve Largent, at Miami 12/29/84 (6-128)
- 19.00 Steve Largent, vs. Denver 12/24/83 (4-76)
- 18.86 Steve Largent, at Houston 1/3/88 (7-132)(OT)

TOUCHDOWNS

Most Touchdowns, Career

- 4 Steve Largent, 1983-84, 1987-88, 7 games
- 1 By 7 players

Most Touchdowns, Game

- 2 Steve Largent, at Houston 1/3/88 (OT)
- 1 By 9 (Last: John L. Williams, at Cin. 12/31/88)

Most Consecutive Games, Touchdown Passes Caught

- 2 Steve Largent, 1984, 1987
- 1 By 8 players

INTERCEPTIONS BY

Most Interceptions, Career

- 4 John Harris, 1983-84, 5 games
- 2 Gregory Johnson, 1983, 3 games
- Kerry Justin, 1983, 3 games

Most Interceptions, Game

- 2 John Harris, at Miami 12/29/84
- 1 By 9 (Last: Melvin Jenkins, at Hou. 1/3/88 [OT])

YARDS GAINED

Most Yards Gained, Career

- 45 John Harris, 1983-84, 5 games
- Kerry Justin, 1983, 3 games
- 28 Melvin Jenkins, 1987-88, 1 game

Most Yards Gained, Game

- 45 Kerry Justin, vs. Denver 12/24/83
- John Harris, at Miami 12/29/84
- 28 Melvin Jenkins, at Houston 1/3/88 (OT)

Longest Return

- 45 Kerry Justin, vs. Denver 12/24/83
- 32 John Harris, at Miami 12/29/84
- 28 Melvin Jenkins, at Houston 1/3/88 (OT)

TOUCHDOWNS

Most Touchdowns, Career

None

Most Touchdowns, Game

None

PUNTING

Most Punts, Career

- 27 Jeff West, 1983-84, 5 games
- 13 Ruben Rodriguez, 1987-88, 2 games

Most Punts, Game

- 8 Jeff West, vs. L.A. Raiders 12/22/84
- 7 Jeff West, at Miami 12/29/84
- Ruben Rodriguez, at Houston 1/3/88 (OT)

Longest Punt

- 58 Jeff West, at Miami 12/29/84
- 56 Ruben Rodriguez, at Houston 1/3/88 (OT)
- 54 Ruben Rodriguez, at Cincinnati 12/31/88

AVERAGE YARDAGE

Highest Average, Career (20 Punts)

- 36.96 Jeff West, 1983-84, 5 games (27-998)

Highest Average, Game (4 Punts)

- 44.25 Ruben Rodriguez, at Houston 1/3/88 (7-310) (OT)
- 44.17 Ruben Rodriguez, at Cincinnati 12/31/88 (6-265)
- 38.00 Jeff West, at Miami 12/31/83 (4-152)

PUNT RETURNS

Most Punt Returns, Career

- 7 Bobby Joe Edmonds, 1987-88, 2 games
- 6 Kenny Easley, 1983-84, 1987, 6 games
- 4 Paul Johns, 1983, 3 games

Most Punt Returns, Game

- 5 Kenny Easley, vs. L.A. Raiders 12/22/84
- Bobby Joe Edmonds, at Cin. 12/31/88
- 4 Paul Johns, vs. Denver 12/24/83

YARDS GAINED

Most Yards Gained, Career

- 96 Bobby Joe Edmonds, 1987-88, 2 games
- 58 Paul Johns, 1983, 3 games
- 57 Kenny Easley, 1983-84, 1987, 6 games

Most Yards Gained, Game

- 66 Bobby Joe Edmonds, at Houston 1/3/88 (OT)
- 58 Paul Johns, vs. Denver 12/24/83
- 52 Kenny Easley, vs. L.A. Raiders 12/22/84

Longest Return

- 54 Bobby Joe Edmonds, at Houston 1/3/88 (OT)
- 19 Paul Johns, vs. Denver 12/24/83
- 17 By 2 (Last: Kenny Easley, vs. L.A. Raiders 12/22/84)



John Harris (78-85)

AVERAGE YARDAGE

Highest Average, Career (Minimum 4 Returns)

- 14.50 Paul Johns, 1983, 3 games (4-58)
- 13.71 Bobby Joe Edmonds, 1987-88, 2 games (7-96)
- 9.50 Kenny Easley, 1983-84, 5 games (6-57)

Highest Average Gain, Game (Minimum 3 Returns)

- 14.5 Paul Johns, vs. Denver 12/24/83 (4-58)
- 10.4 Kenny Easley, vs. L.A. Raiders 12/22/84 (5-52)

TOUCHDOWNS

Most Touchdowns, Career

None

Most Touchdowns, Game

None

KICKOFF RETURNS

Most Kickoff Returns, Career

- 7 Zachary Dixon, 1983, 3 games
- Bobby Joe Edmonds, 1987-88, 2 games
- David Hughes, 1983-84, 5 games

Most Kickoff Returns, Game

- 5 Bobby Joe Edmonds, at Houston 1/3/88 (OT)
- 3 Zachary Dixon, at L.A. Raiders 1/8/84
- 2 By 6 (Last: Bobby Joe Edmonds, at Cincinnati 12/31/88)

YARDS GAINED

Most Yards Gained, Career

- 183 Zachary Dixon, 1983, 3 games
- 163 David Hughes, 1983-84, 5 games
- 149 Bobby Joe Edmonds, 1987-88, 2 games

Most Yards Gained, Game

- 109 Bobby Joe Edmonds, at Houston 1/3/88 (OT)
- 86 Zachary Dixon, at Miami 12/31/83
- 60 David Hughes, at L.A. Raiders 1/8/84

Longest Return

- 59 Zachary Dixon, at Miami 12/31/83
- 35 Bobby Joe Edmonds, at Houston 1/3/88 (OT)
- 34 David Hughes, at L.A. Raiders 1/8/84

AVERAGE YARDAGE

Highest Average, Career (Minimum 5 Returns)

- 26.14 Zachary Dixon, 1983, 3 games (7-183)
- 23.29 David Hughes, 1983-84, 5 games (7-163)
- 21.29 Bobby Joe Edmonds, 1987-88, 2 games (7-149)

Highest Average, Game (Minimum 3 Returns)

- 21.80 Bobby Joe Edmonds, vs Houston 1/3/88 (5-109) (OT)
- 18.00 Zachary Dixon, at L.A. Raiders 1/8/84 (3-54)

TOUCHDOWNS

Most Touchdowns, Career

None

Most Touchdowns, Game

None

FUMBLES

Most Fumbles, Career

- 2 John L. Williams, 1987-88, 2 games
- 1 By 3 players

Most Fumbles, Game

- 1 By 5 (Last: John L. Williams, at Cincinnati 12/31/88)

RECOVERIES

Most Own Fumbles Recovered, Career

- 1 Ron Essink, 1983-84, 5 games
- Pete Metzelaars, 1983-84, 5 games

Most Opponents Fumbles Recovered, Career

- 2 Jeff Bryant, 1983-84, 1987-88, 7 games
- 1 By 8 players

Most Fumbles Recovered, Game, Own and Opponents

- 2 Jeff Bryant, at L.A. Raiders 1/8/84 (2-Opp)
- 1 By 10 (Last: Melvin Jenkins [opp] and Joe Nash [opp], at Cincinnati 12/31/88 (D))

YARDS GAINED

Longest Return

- 0 14 Times (Last: Joe Nash, at Cin. 12/31/88)

TOUCHDOWNS

Most Touchdowns

None

TACKLES

Most Tackles, Career

- 48 Keith Butler, 1983-84, 1987, 6 games
- 46 Kenny Easley, 1983-84, 1987, 6 games
- 36 Jacob Green, 1983-84, 1987-88, 7 games

Most Tackles, Game

- 17 Brian Bosworth, at Houston 1/3/88 (OT)
- 15 Eugene Robinson, at Houston 1/3/88 (OT)
- 12 Kenny Easley, at Houston 1/3/88 (OT)

SACKS

Most Sacks, Career

- 3.5 Jacob Green, 1983-84, 1987-88, 7 games
- 2.0 Greg Gaines, 1983-84, 1987-88, 7 games
- 1.5 Jeff Bryant, 1983-84, 1987-88, 7 games

Most Sacks, Game

- 2.5 Jacob Green, vs. L.A. Raiders 12/22/84
- 1.0 By 11 (Last: Jacob Green, at Cin. 12/31/88)

FUMBLES

Most Forced Fumbles, Career

- 2 Jacob Green, 1983-84, 1987-88, 7 games
- Bruce Scholtz, 1983-84, 1987-88, 7 games
- 1 By 7 players

Most Forced Fumbles, Game

- 1 By 11 (Last: Jacob Green, at Cincinnati 12/31/88)

BLOCKED KICKS

Most Blocked Punts, Career

None

Most Blocked Punts, Game

None

Most Blocked Field Goals, Career

None

Most Blocked Field Goals, Game

None

Most Blocked PATs, Career

None

Most Blocked PATs, Game

None

Most Blocked Placekicks, Career

None

Most Blocked Placekicks, Game

None

Postseason Team Records

GAMES, VICTORIES, DEFEATS

Most Consecutive Seasons Participating in Postseason Games

- 2 1983-84
- 1987-88

Most Games

- 3 1983
- 2 1984
- 1 1987
- 1988

Most Games Won

- 2 1983
- 1 1984

Most Consecutive Games Won

- 2 1983
- 1 1984

Most Consecutive Games Lost

- 2 1987-88 (current)
- 1 1983
- 1 1984

SCORING

Most Points, Game

- 31 vs. Denver 12/24/83
- 27 at Miami 12/31/83
- 20 at Houston 1/3/88 (OT)

Fewest Points, Game

- 10 at Miami 12/29/84
- 13 vs. L.A. Raiders 12/22/84
- at Cincinnati 12/31/88

Most Points, Both Teams, Game

- 47 (27) at Miami (20) 12/31/83
- 44 (14) at L.A. Raiders (30) 1/8/84
- 43 (20) at Houston (23) 1/3/88 (OT)

Fewest Points, Both Teams, Game

- 20 (13) at L.A. Raiders (7) 12/22/84
- 34 (13) at Cincinnati (21) 12/31/88
- 38 (31) vs. Denver (7) 12/24/83

Largest Margin of Victory, Game

- 24 (31) vs. Denver (7) 12/24/83
- 7 (27) at Miami (20) 12/31/83
- 6 (13) at L.A. Raiders (7) 12/22/84

Most Points, Shutout Victory, Game

None

Most Points Overcome to Win Game

- 6 at Miami 12/31/83 (Trailed 7-13, Won 27-20)
- 3 at Miami 12/31/83 (Trailed 17-20, Won 27-20)

Most Points, Each Half

- 1st: 10 vs. Denver 12/24/83
- at Miami 12/29/84
- at Houston 1/3/88
- 2nd: 21 vs. Denver 12/24/83
- 20 at Miami 12/31/83
- 14 at L.A. Raiders 1/8/84
- 13 at Cincinnati 12/31/88

Most Points, Each Quarter

- 1st: 7 vs. Denver 12/24/83
- at Houston 1/3/88 (
- 0 at Miami 12/31/83
- at L.A. Raiders 1/8/84
- vs. L.A. Raiders 12/22/84
- at Miami 12/29/84
- at Cincinnati 12/31/88
- 2nd: 10 at Miami 12/29/84
- 7 at Miami 12/31/83
- vs. L.A. Raiders 12/22/84
- 3 vs. Denver 12/24/83
- at Houston 1/3/88
- 3rd: 7 vs. Denver 12/24/83
- at Miami 12/31/83
- at L.A. Raiders 1/8/84
- 4th: 14 vs. Denver 12/24/83
- 13 at Miami 12/31/83
- at Cincinnati 12/31/88
- 7 at L.A. Raiders 1/8/84
- at Houston 1/3/88
- OT: 0 at Houston 1/3/88

TOUCHDOWNS

Most Touchdowns, Game

- 4 vs. Denver 12/24/83
- 3 at Miami 12/31/83
- 2 at L.A. Raiders 1/8/84
- at Houston 1/3/88 (OT)
- at Cincinnati 12/31/88

Fewest Touchdowns, Game

- 1 vs. L.A. Raiders 12/22/84
- at Miami 12/29/84
- 2 3 Times (Last: at Cincinnati 12/31/88)

Most Touchdowns, Both Teams, Game

- 6 Seattle (3) at Miami (3) 12/31/83
- 5 4 Times
- (Last: Seattle [2] at Cincinnati [3] 12/31/88)

Fewest Touchdowns Both Teams, Game

- 2 Seattle (1) at L.A. Raiders (1) 12/22/84
- 4 Seattle (2) at Houston (2) 1/3/88 (OT)
- 5 4 Times (Last: Seattle [2] at Cincinnati [3] 12/31/88)

POINTS AFTER TOUCHDOWN

Most Points After Touchdown, Game

- 4 vs. Denver 12/24/83
- 3 at Miami 12/31/83
- 2 at L.A. Raiders 1/8/84
- at Houston 1/3/88 (OT)

Fewest Points After Touchdown, Game

- 1 vs. L.A. Raiders 12/22/84
- at Miami 12/29/84
- at Cincinnati 12/31/88

Most Points After Touchdown, Both Teams, Game

- 5 4 Times (Last: Seattle [1] at Miami [4] 12/29/84)

Fewest Points After Touchdown, Both Teams, Game

- 2 Seattle (1) at L.A. Raiders (1) 12/22/84
- 4 Seattle (2) at Houston (2) 1/3/88 (OT)
- Seattle (1) at Cincinnati (3) 12/31/88

FIELD GOALS**Most Field Goals, Game**

- 2 at Miami 12/31/83
- vs. L.A. Raiders 12/22/84
- at Houston 1/3/88 (OT)

Most Field Goals, Both Teams, Game

- 5 Seattle (2) at Houston (3) 1/3/88 (OT)
- 3 Seattle (0) at L.A. Raiders (3) 1/8/84
- 2 2 Times (Last: Seattle [2] at L.A. Raiders [0] 12/22/84)

Most Field Goals Attempted, Game

- 3 at Miami 12/31/83
- 2 vs. L.A. Raiders 12/22/84
- at Miami 12/29/84
- at Houston 1/3/88 (OT)

Most Field Goals Attempted, Both Teams, Game

- 7 Seattle (2) at Houston (5) 1/3/88 (OT)
- 5 Seattle (2) at Miami (3) 12/29/84
- 3 Seattle (3) at Miami (0) 12/31/83
- Seattle (0) at L.A. Raiders (3) 1/8/84

FIRST DOWNS**Most First Downs, Game**

- 21 at Miami 12/31/83
- 19 at Cincinnati 12/31/88
- 17 vs. Denver 12/24/83
- vs. L.A. Raiders 12/22/84

Fewest First Downs, Game

- 8 at Miami 12/29/84
- 11 at Houston 1/3/88 (OT)
- 16 at L.A. Raiders 1/8/84

Most First Downs, Both Teams, Game

- 42 Seattle (21) at Miami (21) 12/31/83
- 41 Seattle (19) at Cincinnati (22) 12/31/88
- 38 2 Times (Last: Seattle [11] at Houston [27] 1/3/88 [OT])

Fewest First Downs, Both Teams, Game

- 30 Seattle (8) at Miami (22) 12/29/84
- 31 Seattle (17) at L.A. Raiders (14) 12/22/84
- 37 Seattle (16) at L.A. Raiders (21) 1/8/84

RUSHING**Most First Downs, Rushing, Game**

- 12 at Miami 12/31/83
- vs. L.A. Raiders 12/22/84
- 8 vs. Denver 12/24/83

Fewest First Downs, Rushing, Game

- 1 at Houston 1/3/88 (OT)
- at Cincinnati 12/31/88 ()
- 2 at Miami 12/29/84

Most First Downs, Rushing, Both Teams, Game

- 21 Seattle (12) at Miami (9) 12/31/83
- 18 Seattle (1) at Cincinnati (17) 12/31/88
- 17 Seattle (12) at L.A. Raiders (5) 12/22/84

Fewest First Downs Rushing, Both Teams, Game

- 10 Seattle (2) at Miami (8) 12/29/84
- Seattle (1) at Houston (9) 1/3/88 (OT)
- 13 Seattle (8) vs. Denver (5) 12/24/83

PASSING**Most First Downs, Passing, Game**

- 16 at Cincinnati 12/31/88
- 10 at L.A. Raiders 1/8/84
- at Houston 1/3/88 (OT)

Fewest First Downs, Passing, Game

- 4 vs. L.A. Raiders 12/22/84
- 6 at Miami 12/29/84
- 9 vs. Denver 12/24/83
- at Miami 12/31/83

Most First Downs, Passing, Both Teams, Game

- 28 Seattle (10) at Houston (18) 1/3/88 (OT)
- 23 Seattle (9) vs. Denver (14) 12/24/83
- 21 2 Times (Last: Seattle [16] at Cincinnati [5] 12/31/88)

Fewest First Downs Passing, Both Teams, Game

- 12 Seattle (4) at L.A. Raiders (8) 12/22/84
- 18 Seattle (6) at Miami (12) 12/29/84
- 20 Seattle (9) at Miami (11) 12/31/83

PENALTY**Most First Downs, Penalty, Game**

- 2 at L.A. Raiders 1/8/84
- at Cincinnati 12/31/88
- 1 vs. L.A. Raiders 12/22/84

Most First Downs, Penalty, Both Teams, Game

- 2 5 Times (Last: Seattle [2] at Cincinnati [0] 12/31/88)

**Kerry Justin (1978-83, 1986-87)**

NET YARDS GAINED RUSHING AND PASSING

Most Net Yards Gained, Game

- 334 at Miami 12/31/83
- 324 vs. Denver 12/24/83
- 294 at Cincinnati 12/31/88

Fewest Net Yards Gained, Game

- 167 at L.A. Raiders 1/8/84
- 251 vs. L.A. Raiders 12/22/84
- 250 at Houston 1/3/88 (OT)

Most Yards Gained, Both Teams, Game

- 687 Seattle (250) at Houston (437) 1/3/88 (OT)
- 684 Seattle (324) vs. Denver (360) 12/24/83
- 672 Seattle (267) at Miami (405) 12/29/84

Fewest Yards Gained, Both Teams, Game

- 491 Seattle (251) at L.A. Raiders (240) 12/22/84
- 568 Seattle (167) at L.A. Raiders (401) 1/8/84
- 639 Seattle (294) at Cincinnati (345) 12/31/88

RUSHING

ATTEMPTS

Most Attempts, Game

- 51 vs. L.A. Raiders 12/22/84
- 42 at Miami 12/31/83
- 38 vs. Denver 12/24/83

Fewest Attempts, Game

- 11 at Houston 1/3/88 (OT)
- 17 at Cincinnati 12/31/88
- 18 at L.A. Raiders 1/8/84
- at Miami 12/29/84

Most Attempts, Both Teams, Game

- 76 Seattle (51) at L.A. Raiders (25) 12/22/84
- 72 Seattle (42) at Miami (30) 12/31/83
- 71 Seattle (38) vs. Denver (33) 12/24/83

Fewest Attempts, Both Teams, Game

- 54 Seattle (18) at Miami (36) 12/29/84
- 61 Seattle (11) at Houston (50) 1/3/88 (OT)
- 64 Seattle (18) at L.A. Raiders (46) 1/8/84

YARDS GAINED

Most Yards Gained, Game

- 205 vs. L.A. Raiders 12/22/84
- 151 at Miami 12/31/83
- 145 vs. Denver 12/24/83

Fewest Yards Gained, Game

- 18 at Cincinnati 12/31/88
- 29 at Houston 1/3/88 (OT)
- 51 at Miami 12/29/84

Most Yards Gained, Both Teams, Game

- 310 Seattle (205) at L.A. Raiders (105) 12/22/84
- 279 Seattle (151) at Miami (128) 12/31/83
- 272 Seattle (18) at Cincinnati (254) 12/31/88

Fewest Yards Gained, Both Teams, Game

- 194 Seattle (51) at Miami (143) 12/29/84
- 207 Seattle (29) at Houston (178) 1/3/88 (OT)
- 270 Seattle (145) vs. Denver (125) 12/24/83

AVERAGE GAIN

Highest Average Gain, Game

- 4.02 vs. L.A. Raiders 12/22/84 (51-205)
- 3.82 vs. Denver 12/24/83 (38-145)
- 3.61 at L.A. Raiders 1/8/84 (18-65)

Lowest Average Gain, Game

- 1.06 at Cincinnati 12/31/88 ((17-18)
- 2.64 at Houston 1/3/88 (11-29) (OT)
- 2.83 at Miami 12/29/84 (18-51)

TOUCHDOWNS

Fewest Touchdowns, Game

- 0 4 Times (Last: at Houston 1/3/88 [OT])

Most Touchdowns, Game

- 2 at Miami 12/31/83
- 1 vs. Denver 12/24/83
- at Cincinnati 12/31/88

Most Touchdowns, Both Teams, Game

- 4 Seattle (1) at Cincinnati (3) 12/31/88
- 3 Seattle (2) at Miami (1) 12/31/83
- 2 Seattle (0) at L.A. Raiders (2) 1/8/84

Fewest Touchdowns, Both Teams, Game

- 0 Seattle (0) at L.A. Raiders (0) 12/22/84
- 1 3 Times (Last: Seattle (0) at Houston (1) 1/3/88 [OT])

PASSING

ATTEMPTS

Most Attempts, Game

- 50 at Cincinnati 12/31/88
- 39 at Houston 1/3/88 (OT)
- 36 at L.A. Raiders 1/8/84

Fewest Attempts, Game

- 10 vs. L.A. Raiders 12/22/84
- 13 vs. Denver 12/24/83
- 29 at Miami 12/31/83

Most Attempts, Both Teams, Game

- 71 Seattle (39) at Houston (32) 1/3/88 (OT)
- 69 Seattle (35) at Miami (34) 12/29/84
- Seattle (50) at Cincinnati (19) 12/31/88

Fewest Attempts, Both Teams, Game

- 37 Seattle (13) vs. Denver (24) 12/24/83
- Seattle (10) at L.A. Raiders (27) 12/22/84
- 55 Seattle (29) at Miami (26) 12/31/83

COMPLETIONS

Most Completions, Game

- 24 at Cincinnati 12/31/88
- 20 at Miami 12/29/84
- 17 at L.A. Raiders 1/8/84

Fewest Completions, Game

- 4 vs. L.A. Raiders 12/22/84 (W)
- 12 vs. Denver 12/24/83 (W)
- 16 at Houston 1/3/88 (W) (OT)

Most Completions, Both Teams, Game

- 41 Seattle (20) at Miami (21) 12/29/84
- 37 Seattle (16) at Houston (21) 1/3/88 (OT)
- 36 Seattle (12) vs. Denver (24) 12/24/83

Fewest Completions, Both Teams, Game

- 18 Seattle (4) at L.A. Raiders (14) 12/22/84
- 30 Seattle (15) at Miami (15) 12/31/83
- 31 Seattle (24) at Cincinnati (7) 12/31/88

Highest Completion %, Game (Min. 20 Attempts)

- 57.14 at Miami 12/29/83 (20-35)
- 51.72 at Miami 12/31/83 (15-29)
- 48.00 at Cincinnati 12/31/88

Lowest Completion %, Game (Min. 20 Attempts)

- 41.03 at Houston 1/3/88 (16-39) (OT)
- 47.22 at L.A. Raiders 1/8/84 (17-36)
- 48.00 at Cincinnati 12/31/88

NET YARDS GAINED**Most Yards Gained, Game**

- 276 at Cincinnati 12/31/88
- 221 at Houston 1/3/88 (OT)
- 216 at Miami 12/29/84

Fewest Yards Gained, Game

- 46 vs. L.A. Raiders 12/22/84
- 102 at L.A. Raiders 1/8/84
- 179 vs. Denver 12/24/83

Most Yards Gained, Both Teams, Game

- 480 Seattle (221) at Houston (259) 1/3/88 (OT)
- 478 Seattle (216) at Miami (262) 12/29/84
- 414 Seattle (179) vs. Denver (235) 12/24/83

Fewest Yards Gained, Both Teams, Game

- 181 Seattle (46) at L.A. Raiders (135) 12/22/84
- 298 Seattle (102) at L.A. Raiders (196) 1/8/84
- 376 Seattle (183) at Miami (193) 12/31/83

TIMES SACKED**Most Times Sacked, Game**

- 4 at L.A. Raiders 1/8/84
- 2 5 Times (Last: at Cincinnati 12/31/88)

Fewest Times Sacked, Game

- 1 at Miami 12/31/83
- 2 5 Times (Last: at Cincinnati 12/31/88)

Most Times Sacked, Both Teams, Game

- 8 Seattle (2) at L.A. Raiders (6) 12/22/84
- 6 Seattle (4) at L.A. Raiders (2) 1/8/84
- 4 3 Times (Last: Seattle [2] at Cincinnati [2] 12/31/88)

Fewest Times Sacked, Both Teams, Game

- 1 Seattle (1) at Miami (0) 12/31/83
- 2 Seattle (2) at Miami (0) 12/29/84
- 4 3 Times (Last: Seattle [2] at Cincinnati [2] 12/31/88)

TOUCHDOWNS**Most Touchdowns, Game**

- 3 vs. Denver 12/24/83
- 2 at L.A. Raiders 1/8/84
- at Houston 1/3/88 (OT)

Most Touchdowns, Both Teams, Game

- 4 Seattle (3) vs. Denver (1) 12/24/83
- Seattle (1) at Miami (3) 12/29/84
- 3 3 Times (Last: Seattle [2] at Houston [1] 1/3/88[OT])

INTERCEPTIONS BY**Most Interceptions By, Game**

- 2 5 Times (Last: at Miami 12/29/84)

Most Interceptions By, Both Teams, Game

- 7 Seattle (2) at L.A. Raiders (5) 1/8/84
- 3 Seattle (2) at Miami (1) 12/31/83
- 2 4 Times (Last: Seattle [2] at Cincinnati [0] 12/31/88)

YARDS GAINED**Most Yards Gained, Game**

- 45 vs. Denver 12/24/83
- at Miami 12/29/84
- 28 at Houston 1/3/88 (OT)

Most Yards Gained, Both Teams, Game


- 61 Seattle (8) at L.A. Raiders (53) 1/8/84
- 45 Seattle (45) vs. Denver (0) 12/24/83
- Seattle (45) at Miami (0) 12/29/84

TOUCHDOWNS**Most Touchdowns, Game**

None



Keith Butler (1978-87)



Norm Evans (1976-78)

PUNTING

Most Punts, Game

- 8 vs. L.A. Raiders 12/22/84
- 7 at Miami 12/29/84
- at Houston 1/3/88 (OT)

Fewest Punts, Game

- 3 vs. Denver 12/24/83
- 4 at Miami 12/31/83
- 5 at L.A. Raiders 1/8/84

Most Punts, Both Teams, Game

- 16 Seattle (8) at L.A. Raiders (8) 12/22/84
- 12 Seattle (6) at Cincinnati (6) 12/31/88
- 10 Seattle (7) at Miami (3) 12/29/84
- Seattle (7) at Houston (3) 1/3/88 (OT)

Fewest Punts, Both Teams, Game

- 7 Seattle (3) vs. Denver (4) 12/24/83
- Seattle (5) at L.A. Raiders (2) 1/8/84
- 8 Seattle (4) at Miami (4) 12/31/83

AVERAGE YARDAGE

Highest Average, Punting, Game (4 Punts)

- 44.29 at Houston 1/3/88 (7-310) (OT)
- 44.17 at Cincinnati 12/31/88 (6-265)
- 38.00 at Miami 12/31/83 (4-152)

Lowest Average, Punting, Game (4 Punts)

- 32.00 at L.A. Raiders 1/8/84 (5-160)
- 37.00 at Miami 12/29/84 (7-259)
- 37.75 vs. L.A. Raiders 12/22/84 (8-302)

PUNT RETURNS

Most Punt Returns, Game

- 5 vs. L.A. Raiders 12/22/84
- at Cincinnati 12/31/88
- 4 vs. Denver 12/24/83

Fewest Punt Returns, Game

- 0 at L.A. Raiders 1/8/84
- at Miami 12/31/83
- 1 at Miami 12/29/84

Most Punt Returns, Both Teams, Game

- 8 Seattle (5) at L.A. Raiders (3) 12/22/84
- Seattle (5) at Cincinnati (3) 12/31/88
- 7 Seattle (4) vs. Denver (3) 12/24/83

Fewest Punt Returns, Both Teams, Game

- 1 Seattle (0) at L.A. Raiders (1) 1/8/84
- 2 Seattle (0) at Miami (2) 12/31/83
- 4 Seattle (1) at Miami (3) 12/29/84

YARDS GAINED

Most Yards Gained, Game

- 66 at Houston 1/3/88 (OT)
- 58 vs. Denver 12/24/83
- 52 vs. L.A. Raiders 12/22/84

Fewest Yards Gained, Game

- 0 at Miami 12/31/83
- at L.A. Raiders 1/8/84
- 2 at Miami 12/29/84

Most Yards Gained, Both Teams, Game

- 93 Seattle (66) at Houston (27) 1/3/88 (OT)
- 68 Seattle (58) vs. Denver (10) 12/24/83
- 57 Seattle (52) at L.A. Raiders (5) 12/22/84

Fewest Yards, Gained, Both Teams, Game

- 1 Seattle (0) at L.A. Raiders (1) 1/8/84
- 32 Seattle (0) at Miami (32) 12/31/83
- 35 Seattle (5) at Miami (30) 12/29/84

TOUCHDOWNS

Most Touchdowns, Game

None

KICKOFF RETURNS

Most Kickoff Returns, Game

- 7 at L.A. Raiders 1/8/84
- 6 at Houston 1/3/88 (OT)
- 4 at Miami 12/31/83
- at Miami 12/29/83

Fewest Kickoff Returns, Game

- 2 vs. Denver 12/24/83
- vs. L.A. Raiders 12/22/84
- 3 at Cincinnati 12/31/88

Most Kickoff Returns, Both Teams, Game

- 10 Seattle (4) at Miami (6) 12/31/83
- Seattle (6) at Houston (4) 1/3/88 (OT)
- 9 Seattle (7) at L.A. Raiders (2) 1/8/84

Fewest Kickoff Returns, Both Teams, Game

- 4 Seattle (2) at L.A. Raiders (2) 12/22/84
- 6 Seattle (3) at Cincinnati (3) 12/31/88
- 7 Seattle (4) at Miami (3) 12/29/84

YARDS GAINED

Most Yards Gained, Game

- 136 at L.A. Raiders 1/8/84
- 132 at Houston 1/3/88 (OT)
- 130 at Miami 12/31/83

Fewest Yards Gained, Game

- 28 vs. L.A. Raiders 12/22/84
- 43 vs. Denver 12/24/83
- 66 at Cincinnati 12/31/88

Most Yards Gained, Both Teams, Game

- 234 Seattle (130) at Miami (104) 12/31/83
- 197 Seattle (132) at Houston (65) 1/3/88 (OT)
- 182 Seattle (136) at L.A. Raiders (46) 1/8/84

Fewest Yards Gained, Both Teams, Game

- 66 Seattle (38) at L.A. Raiders (28) 12/22/84
- 120 Seattle (66) at Cincinnati (54) 12/31/88
- 128 Seattle (77) at Miami (51) 12/29/84

TOUCHDOWNS**Most Touchdowns, Game**

None

PENALTIES**Most Penalties, Game**

- 7 vs. L.A. Raiders 12/22/84
- 5 at Cincinnati 12/31/88
- 4 at Miami 12/29/84

Fewest Penalties, Game

- 2 at Miami 12/31/83
- at L.A. Raiders 1/8/84
- 3 vs. Denver 12/24/83
- at Houston 1/3/88 (OT)

Most Penalties, Both Teams, Game

- 15 Seattle (7) at L.A. Raiders (8) 12/22/84
- 9 Seattle (2) at L.A. Raiders (7) 1/8/84
- 8 Seattle (3) vs. Denver (5) 12/24/83

Fewest Penalties, Both Teams, Game

- 5 Seattle (4) at Miami (1) 12/29/84
- 7 3 Times (Last: Seattle [5] at Cin. [2] 12/31/88)

YARDS PENALIZED**Most Yards Penalized, Game**

- 55 vs. L.A. Raiders 12/22/84
- 45 at Cincinnati 12/31/88
- 34 vs. Denver 12/24/83

Fewest Yards Penalized, Game

- 15 at Miami 12/31/83
- 20 at L.A. Raiders 1/8/84
- at Miami 12/29/84
- at Houston 1/3/88 (OT)

Most Yards Penalized, Both Teams, Game

- 123 Seattle (55) at L.A. Raiders (68) 12/22/84
- 74 Seattle (45) at Cincinnati (29) 12/31/88
- 73 Seattle (20) at L.A. Raiders (53) 1/8/84

Fewest Yards Penalized, Both Teams, Game

- 25 Seattle (20) at Miami (5) 12/29/84
- 45 Seattle (15) at Miami (30) 12/31/83
- Seattle (20) at Houston (25) 1/3/88 (OT)

FUMBLES**Most Fumbles, Game**

- 1 5 Times (Last: at Cincinnati 12/31/88)

Fewest Fumbles, Game

- 0 vs. Denver 12/24/83
- at Miami 12/31/83
- 1 vs. Denver 12/24/83

Most Fumbles, Both Teams, Game

- 4 Seattle (1) at L.A. Raiders (3) 1/8/84
- Seattle (1) at Cincinnati 12/31/88 (3)
- 3 Seattle (0) at Miami (3) 12/31/83
- Seattle (1) at Houston (2) 1/3/88 (OT)

Fewest Fumbles, Both Teams, Game

- 1 Seattle (1) at Miami (0) 12/29/84
- 2 Seattle (1) vs. Denver (1) 12/24/83
- Seattle (0) at L.A. Raiders (2) 12/22/84

Most Fumbles Lost, Game

- 1 3 Times (Last: at Cincinnati 12/31/88)

Fewest Fumbles Lost, Game

- 0 4 Times (Last: vs. L.A. Raiders 12/22/84)

RECOVERIES**Most Total Fumbles Recovered, Game**

- 3 vs Miami 12/31/83 (3-Opp)
- at L.A. Raiders 1/8/84 (2-Opp, 1-Own)
- 2 2 Times (Last: at Cincinnati 12/31/88 [2-opp])

Most Own Fumbles Recovered, Game

- 1 6 Times (Last: at Houston 1/3/88 [OT])

TURNOVERS**Most Turnovers, Game**

- 5 at L.A. Raiders 1/8/84 (5-Ints)
- 3 at Cincinnati 12/31/88 (2-Ints, 1-Fum)
- 1 3 Times
- (Last: at Houston 1/3/88 [1-Fum] [OT])

Fewest Turnovers, Game

- 0 vs. Denver 12/24/83
- vs. L.A. Raiders 12/22/84
- 1 3 Times (Last: at Houston 1/3/88 [1-Fum] [OT])

Most Turnovers, Both Teams, Game

- 9 Seattle (5) at L.A. Raiders (4) 1/8/84
- (7-Ints, 2-Fums)

Fewest Turnovers, Both Teams, Game

- 3 4 Times (Last: Seattle [1] at Houston [2] 1/3/88 [OT] [1-Int, 2-Fum])



Dan Doornink (1979-85)

Postseason Defense



SCORING

Fewest Points Allowed, Game

- 7 vs. Denver 12/24/83
- vs. L.A. Raiders 12/22/84
- 20 at Miami 12/29/83

Most Points Allowed, Game

- 31 at Miami 12/29/84
- 30 at L.A. Raiders 1/8/84
- 23 at Houston 1/3/88 (OT)

Fewest Touchdowns Allowed, Game

- 1 vs. Denver 12/24/83
- vs. L.A. Raiders 12/22/84
- 2 at Houston 1/3/88 (OT)

Most Touchdowns Allowed, Game

- 4 at Miami 12/29/84
- 3 3 Times (Last: at Cincinnati 12/31/88)

FIRST DOWNS

Fewest First Downs Allowed, Game

- 14 vs. L.A. Raiders 12/22/84
- 21 3 Times (Last: at L.A. Raiders 1/8/84)

Most First Downs Allowed, Game

- 27 at Houston 1/3/88 (OT)
- 22 at Miami 12/29/84
- at Cincinnati 12/31/88

Fewest First Downs Allowed, Rushing, Game

- 5 vs. Denver 12/24/83
- vs. L.A. Raiders 12/22/84
- 8 at Miami 12/29/84

Most First Downs Allowed, Rushing, Game

- 17 at Cincinnati 12/31/88
- 10 at L.A. Raiders 1/8/84
- 9 at Miami 12/31/83
- 2 Times (Last: at Houston 1/3/88 [OT])

Fewest First Downs Allowed, Passing, Game

- 5 at Cincinnati 12/31/88
- 8 vs. L.A. Raiders 12/22/84
- 9 at Miami 12/31/83

Most First Downs Allowed, Passing, Game

- 18 at Houston 1/3/88 (OT)
- 14 vs. Denver 12/24/83 (W)
- 12 at Miami 12/29/84

Most First Downs Allowed, Penalty, Game

- 2 vs. Denver 12/24/83
- at Miami 12/29/84
- 3 2 Times (Last: L.A. Raiders 12/22/84)

OFFENSIVE PLAYS

Fewest Opponent Plays Allowed, Game

- 56 at Miami 12/31/83
- 58 vs. L.A. Raiders 12/22/84
- 68 at Cincinnati 12/31/88

Most Opponent Plays Allowed, Game

- 84 at Houston 1/3/88 (OT)
- 72 at L.A. Raiders 1/8/84
- 70 at Miami 12/29/84

Fewest Opponent Plays Allowed, Rushing, Game

- 25 vs. L.A. Raiders 12/22/84
- 30 at Miami 12/31/83
- 33 vs. Denver 12/24/83

Most Opponent Plays Allowed, Rushing, Game

- 50 at Houston 1/3/88 (OT)
- 47 at Cincinnati 12/31/88
- 46 at L.A. Raiders 1/8/84

Fewest Opponent Plays Allowed, Passing, Game

- 21 at Cincinnati 12/31/88
- 26 at Miami 12/31/83
- at L.A. Raiders 1/8/84

Most Opponent Plays Allowed, Passing, Game

- 36 vs. Denver 12/24/83
- 34 at Miami 12/29/84
- at Houston 1/3/88 (OT)

NET YARDS ALLOWED RUSHING AND PASSING

Fewest Yards Allowed, Game

- 240 vs. L.A. Raiders 12/22/84
- 321 at Miami 12/31/83
- 345 at Cincinnati 12/31/88

Most Net Yards Allowed, Game

- 437 at Houston 1/3/88 (OT)
- 405 at Miami 12/29/84
- 401 at L.A. Raiders 1/8/84

RUSHING

Fewest Yards Allowed, Rushing, Game

- 105 vs. L.A. Raiders 12/22/84
- 125 vs. Denver 12/24/83
- 128 at Miami 12/31/83

Most Yards Allowed, Rushing, Game

- 254 at Cincinnati 12/31/88
- 205 at L.A. Raiders 1/8/84
- 178 at Houston 1/3/88 (OT)

Most Touchdowns Allowed, Rushing, Game

- 3 at Cincinnati 12/31/88
- 2 at L.A. Raiders 1/8/84
- 1 3 Times (Last: at Houston 1/3/88 [OT])

Fewest Touchdowns Allowed, Rushing, Game

- 0 vs. Denver 12/24/83
- vs. L.A. Raiders 12/22/84
- 1 3 Times (Last: at Houston 1/3/88 [OT])

PASSING

Fewest Net Yards Allowed, Passing, Game

- 91 at Cincinnati 12/31/88
- 135 vs. L.A. Raiders 12/22/84
- 193 at Miami 12/31/83

Most Yards Allowed, Passing, Game

- 262 at Miami 12/29/84
- 259 at Houston 1/3/88 (OT)
- 235 vs. Denver 12/24/83

Fewest Touchdowns Allowed, Passing, Game

- 0 at Cincinnati 12/31/88
- 1 4 Times (Last: at Houston 1/3/88 [OT])

Most Touchdowns Allowed, Passing, Game

- 3 at Miami 12/29/84
- 2 at Miami 12/31/83
- 1 4 Times (Last: at Houston 1/3/88 [OT])

SACKS

Most Sacks, Game

- 6 vs. L.A. Raiders 12/22/84
- 2 4 Times (Last: at Cincinnati 12/31/88)

Fewest Sacks, Game

- 0 at Miami 12/31/83
- at Miami 12/29/84
- 2 4 Times (Last: at Cincinnati 12/31/88)

Most Opponents Yards Lost Attempting to Pass, Game

- 49 vs. L.A. Raiders 12/22/84
- 19 vs. Denver 12/24/83
- 18 at L.A. Raiders 1/8/84

Fewest Opponent Yards Lost Attempting to Pass, Game

- 0 at Miami 12/31/83
- at Miami 12/29/84
- 14 at Houston 1/3/88 (OT)

INTERCEPTIONS BY

Most Passes Intercepted By, Game

- 2 5 Times (Last: at Miami 12/29/84)

Fewest Passes Intercepted By, Game

- 0 at Cincinnati 12/31/88
- 1 at Houston 1/3/88 (OT)
- 2 5 Times (Last: at Miami 12/29/84)

Most Consecutive Games, One or More Interceptions By

- 6 1983-84, 1987

Most Yards Returning Interceptions, Game

- 45 vs. Denver 12/24/83
- at Miami 12/29/84
- 28 at Houston 1/3/88 (OT)

Fewest Yards Returning Interceptions, Game

- 0 at Miami 12/31/83
- at Cincinnati 12/31/88
- 8 at L.A. Raiders 1/8/84

Most Touchdowns Returning Interceptions, Game

None

Most TDs Returning Interceptions, Both Teams, Game

None

PUNT RETURNS

Fewest Opponent Punt Returns, Game

- 1 at L.A. Raiders 1/8/84

- 2 at Miami 12/31/83
- 3 vs. Denver 12/24/83

Most Opponent Punt Returns, Game

- 4 at Houston 1/3/88(OT)
- 3 4 Times (Last: at Cincinnati 12/31/88)

Most Yards Allowed, Punt Returns, Game

- 32 at Miami 12/31/83
- 30 at Miami 12/29/84
- 28 vs. L.A. Raiders 12/22/84

Fewest Yards Allowed, Punt Returns, Game

- 1 at L.A. Raiders 1/8/84
- 10 vs. Denver 12/24/83
- 19 at Cincinnati 12/31/88

longest Return, Allowed, Game

- 24 at Miami 12/31/83
- 16 at Cincinnati 12/31/88
- 12 at Miami 12/29/84

Most Touchdowns Allowed, Punt Return, Game

None

KICKOFF RETURNS

Fewest Opponent Kickoff Returns, Game

- 2 at L.A. Raiders 1/8/84
- vs. L.A. Raiders 12/22/84
- 3 at Miami 12/29/84
- at Cincinnati 12/31/88

Most Opponent Kickoff Returns, Game


- 6 vs. Denver 12/24/83
- at Miami 12/31/83
- 4 at Houston 1/3/88 (OT)

Fewest Yards Allowed, Kickoff Returns, Game

- 28 vs. L.A. Raiders 12/22/84
- 46 at L.A. Raiders 1/8/84
- 51 at Miami 12/29/84

Most Yards Allowed, Kickoff Returns, Game

- 118 vs. Denver 12/24/83
- 104 at Miami 12/31/83
- 65 at Houston 1/3/88 (OT)



Steve Raible (1976-81)

Longest Return Allowed, Game

- 27 at L.A. Raiders 1/8/84
- 23 at Miami 12/29/84
- at Cincinnati 12/31/88

Most Touchdowns Allowed, Kickoff Returns, Game

None

FUMBLES**Most Opponent Fumbles, Game**

- 3 at Miami 12/31/83
- at L.A. Raiders 1/8/84
- at Cincinnati 12/31/88

Fewest Opponent Fumbles, Game

- 0 at Miami 12/29/84
- 1 vs. Denver 12/24/83
- 2 at L.A. Raiders 1/8/84
- at Houston 1/3/88 (OT)

FUMBLES RECOVERED**Most Opponent Fumbles Recovered, Game**

- 3 at Miami 12/31/84
- 2 at L.A. Raiders 1/8/84
- at Cincinnati 12/31/88

Fewest Opponent Fumbles Recovered, Game

- 0 at Miami 12/29/84
- 1 vs. Denver 12/24/83
- vs. L.A. Raiders 12/22/84
- at Houston 1/3/88 (OT)

TURNOVERS

Number of times losing ball on interceptions and fumbles)

Most Opponents' Turnovers, Game

- 5 at Miami 12/31/83
- 4 at L.A. Raiders 1/8/84
- 3 vs. Denver 12/24/83
- vs. L.A. Raiders 12/22/84

Fewest Opponents' Turnovers, Game


- 2 at Miami 12/29/84 (2-Ints)
- at Houston 1/3/88 (OT) (1-Int, 1-Fum)
- at Cincinnati 12/31/88 (2-Fums)

TIME OF POSSESSION**Least Time of Possession Allowed, Game**

- 25:02 at Miami 12/31/83
- 25:41 vs. L.A. Raiders 12/22/84
- 30:57 vs. Denver 12/24/83

Most Time of Possession Allowed, Game

- 47:44 at Houston 1/3/88 (OT)
- 37:06 at L.A. Raiders 1/8/84
- 35:48 at Miami 12/29/84



Tom Catlin, Assistant Coach (1983-95)

MISCELLANEOUS



Community Outreach


Big Men, Big Hearts

The Community Outreach Department plays an important role in supporting community programs throughout the Pacific Northwest. These programs benefit communities in Eastern and Western Washington, Oregon, Idaho, Alaska, and British Columbia. Players and former players visit schools, hospitals, businesses and community festivals right up to the start of training camp. Then once the regular season begins, they participate in events that don't interfere with the weekly practice routine.

One of the highlights of Community Outreach is the Seahawks Academy. The Seahawks Academy completed its first year as a special school for Seattle area at-risk seventh- and eighth- graders.

The Academy provides intensive educational and counseling programs for 105 children who were having trouble in their normal school situation. Throughout the year, players and staff spend time with the kids to motivate and mentor them towards success in school as well as in their lives outside the school.

In this inaugural school year, the students made dramatic gains in academic achievement and in their outlook on life. On June 17, 51



Warren Moon made several visits to the Seahawks Academy.

eighth-graders graduated from the Academy in a special ceremony at Union Station, highlighted by appearances from Seahawks players and staff.

The Seahawks Academy Video Club was started by Assistant Video Director Craig Givens as a way to teach interested students more about acting, directing and producing. The class ended with students successfully completing commercials about the school, and learning about teamwork in the process.

Seahawks players were involved in a variety of other successful programs, such as "Sack Attack" which raised money for Boys and Girls Clubs of King County, and "Special Kicks," a program to raise money for Camp Fire Boys and Girls based on field goals and punts.

The Seahawks' offensive line, consisting of Andrew Greene, Robert Barr, Pete Kendall, Frank Beede, Kevin Mawae, Derrick Graham, Greg Bloedorn, Grant Williams, James Atkins and headed by Howard Ballard, teamed-up with Evergreen Hospital to raise money for the Building Blocks program. This program raised \$40,000 toward making the pediatric unit a comforting, home-like place for patients and their families.

Seahawks players, coaches, front office personnel, Sea Gals and alumni are all committed to making a difference in each and every community in the Pacific Northwest.



Todd Peterson hosts a free football clinic.


Seahawks Academy



Seattle Seahawks Academy offers a Second Chance

The *Seattle Seahawks Academy*, now in its second full school year, delivers hope and commitment to youth by providing a stable and structured environment for 105 "at risk" seventh and eighth grade students in Seattle's Central Area.

The school provides specialized education and counseling to help children succeed in school and develop a strong sense of self-esteem.



Inaugural graduation exercises held in June, 1998.

The Seattle Seahawks organization is dedicated to the success of the endeavor through financial support, player involvement and school program incentives.

Seahawks players and staff serve as mentors for the students, with staff members supporting the school curriculum in subjects such as computer technology, photography and journalism.

Seahawks Academy students are rewarded with special seats at Seattle Seahawks home games and other incentives to go along with the pride they gain by succeeding in school, staying away from drugs and leading productive lives.

In June, 51 students proudly walked down the aisle at Union Station as the inaugural graduating class of the Academy.

Seahawks' defensive tackle Sam Adams inspired the graduates with his keynote address focusing on commitment to education and responsibility of adulthood.



Seahawks players visit with the Academy students.

First & Goal



In June of 1997, Washington State voters approved a funding package to build a new football/soccer stadium and exhibition center. The new facility will be built on the current site of the Kingdome and will be completed in time for the 2002 football season.

The construction schedule:

Exhibition center groundbreaking/construction start	September 1998
Exhibition center/garage completed	November 1999
Demolition of Kingdome starts	January 15, 2000*
Stadium construction starts	April 2000
Stadium completed	July 31, 2002
First Seahawks game played at new stadium	August 2002

* Four-to-five months total process. Construction on the new facility can begin part-way through the demolition process.

Stadium Funding

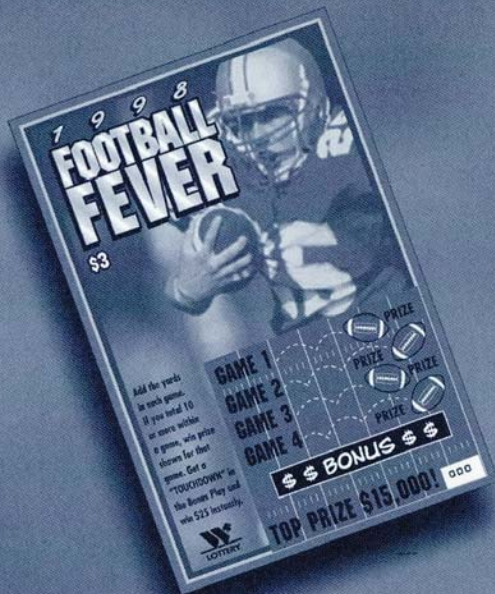
The \$400 million facility will be owned by the public and funded by a private-public partnership. Private contributions will total at least \$100 million, while the public will contribute up to \$300 million through a new lottery and a variety of taxes generated by events in the stadium/exhibition center.

A breakdown of the funding package:

- \$100 million private investment led by Paul Allen
- \$127 million from new, sports related games, similar to the Mariners' baseball-themed scratch games
- \$101 million in sales taxes collected in King County attributable to events in the Stadium/Exhibition Center
- \$56 million from facility admission and parking taxes
- \$15 million from extending King County's share of the existing hotel-motel tax
- \$1 million per year of in-kind advertising for the new lottery games will be provided by Paul Allen
- All excess stadium revenues will fund youth athletic facilities throughout Washington State in addition to a \$10 million contribution from Paul Allen
- \$14 million of the public contribution will come from interest earned on the \$50 million private contribution from Paul Allen
- Paul Allen has agreed to pay for any construction cost overruns
- As an added measure, the debt on the Kingdome will be retired, freeing property taxes for other purposes

Stadium/Exhibition Center Highlights

- 72,000 seat capacity
- Open air and natural grass, with 70 percent of fans provided with roof protection
- Twice as many restrooms as in the Kingdome
- 50 percent more space for exhibitions than the Kingdome
- 1,400 seats for people with disabilities and their companions (compared to 70 at the Kingdome)
- Wide concourses
- 11 elevators (Kingdome has 3)
- Concession areas throughout the stadium at all levels (twice as many per person as the Kingdome)




FORGET THE GIPPER. WIN ONE FOR YOURSELF.




SCRATCH!
TICKETS

Proceeds are dedicated to the construction of the King County Football/Soccer Stadium and Exhibition Center.
Overall odds of winning are 1 in 4. Must be 18 to purchase. Be a smart player. Know your limit.


1998 Radio Network



Lee Hamilton
Play-by-Play



Steve Raible
Analysis



Ron Callan
Pre/Post Game

KIRO 710 AM in Seattle, is in its 23rd consecutive year as the official flagship station of the Seattle Seahawks. KIRO 710's eight-hour game day broadcast is handled by a veteran group of voice talent. The Seahawks Radio Network consists of stations in Washington, Oregon, Idaho, Montana, and Alaska.

Flagship-- KIRO Seattle-Tacoma-Everett (710), KDUX Aberdeen (104.7), KPUG Bellingham (1170), KMNT Centralia (102.9), KCLX Colfax (840), KCVL Colville (1240), KVCAC Forks (1490), KEYG Grand Coulee (98.5), KEDO Kelso (1400), KBSN Moses Lake (1470), KBRC Mount Vernon (1430), KGY Olympia (1240), KOMW Omak (680), KONP Port Angeles (1450), KMAS Shelton (1030), KXLY Spokane (920), KONA Tri-Cities (610), KUJ Walla Walla (1420), KPQ Wenatchee (560), KIT Yakima (1280), KRKT Albany, Oregon (990), KFXX Portland, Oregon (1280), KRLC Lewiston, Idaho (1350), KGRZ Missoula, Montana (1450), KAXX Anchorage, Alaska (1020), KLAM Cordova, Alaska (1450), KINY Juneau, Alaska (800).

Lee Hamilton: Enters his first season as voice of the Seahawks, following an 11-year stint as the San Diego Chargers play-by-play announcer. In addition to his work with the Seahawks, Hamilton will also call games for the University of Southern California Trojans on XTRA, where he also hosts a daily talk-show.

Steve Raible: Returns to the radio booth for his 17th season as color analyst. An original member of the Seahawks, he played wide receiver from 1976-81, Raible is also involved in the pre- and post-game shows. He joined KIRO-TV in 1982, where he now anchors the evening news cast. A well respected and admired member of the community, Raible often serves as emcee for charitable events throughout the year. He is the winner of four local Emmy Awards including "Best Anchor."

Ron Callan: Begins his third year with KIRO 710's Seahawks broadcast team. He handles live sideline reports during the game as well as working on the pre-game and lockerroom shows. A 22-year broadcast veteran, he is currently KIRO 710's Sports Director; a position he was named to in May of 1996.

1998 Preseason TV

Seahawks '98, an in-house production, kicks-off with a 1-hour Preview Show telecast live from the team's Training Camp at Eastern Washington State University in Cheney, Washington. The show will air on KING-5 Sunday, July 26th at 4:00PM.

Catch all the action of the Preseason Games, also on KING-5, with Rich Waltz, ESPN/ESPN2 and Fox Sports NW announcer, handling play-by-play. Former Seahawk Sam Adkins, who enters his 11th year as color announcer, will join Rich on the broadcast team.

Join Rich and Sam each week of the season for Seahawks Saturday, a magazine show airing at 4:30PM each Saturday of the regular season on KING-5. The show will feature a behind-the-scenes view of the team, players and the organization, providing exclusive insights into life in the NFL.

1998/99 Key Dates



NATIONAL FOOTBALL LEAGUE CALENDAR

July 15	--	Signing period ends at 4:00 PM ET for unrestricted free agents who received June 1 tender.
August 1	--	Pro Football Hall of Fame Game - Pittsburgh Steelers vs. Tampa Bay Buccaneers.
August 2	--	American Bowl, Tokyo, Japan - Green Bay Packers vs. Kansas City Chiefs.
August 7	--	If a drafted rookie is not signed with his club by this date, he may not be traded to any other club in 1998. Also, the dead line for players under contract to report in order to earn a season of free agency credit.
August 15	--	American Bowl, Vancouver, Canada - San Francisco 49ers vs. Seattle Seahawks.
August 17	--	American Bowl, Mexico City, Mexico - Dallas Cowboys vs. New England Patriots.
August 25	--	Roster cutdown to maximum of 60 players on Active/Inactive List.
August 30	--	Roster cutdown to maximum of 53 players on Active/Inactive List. Clubs may dress minimum of 42 and maximum of 45 players and third quarterback for each regular season and postseason game.
August 31	--	After 4 p.m. Eastern Time, clubs may establish a Practice Squad of five players by signing free agents who do not have an accrued season of free agency credit, or who were on the Active/Inactive List for less than nine regular season games during their only Accrued Season (s). A player cannot participate on the Practice Squad for more than two seasons.
September 6-7	--	Kickoff '98 Weekend.
September 22	--	Priority on multiple waiver claims is not based on the current season's standings.
October 13	--	All trading ends at 4 p.m. Eastern Time.
October 14	--	Players with at least four previous pension-credited seasons are subject to the waiver system for the remainder of the regular season and postseason.
October 27-28	--	NFL Fall Meeting, Kansas City, Missouri.
November 10	--	Deadline for clubs to sign by 4 p.m. Eastern Time, their Franchise and Transition players. If still unsigned after this date, such players are prohibited from playing in the NFL in 1998. Also, the deadline for clubs to sign their Unrestricted and Restricted Free Agents to whom June 1 tender was made. If still unsigned after this date, such players are prohibited from playing in the NFL in 1998.
November 28	--	Deadline for reinstatement of players in Reserve List categories of Retired and Did Not Report.
December 25	--	Deadline for waiver requests in 1998, except for "special waiver requests" which have a 10-day claiming period, with termination or assignment delayed until after the Super Bowl.
December 26-28	--	Regular season closes.
December 29	--	Clubs may begin signing free agent players for the 1999 season.
January 2-3	--	Wild Card Weekend.
January 9-10	--	Divisional Playoffs.
January 17	--	Conference Championships.
January 31	--	Super Bowl XXXIII, Miami, Florida.
February 7	--	AFC-NFC Pro Bowl, Honolulu, Hawaii.

Ticket Information



The Seahawks currently have two ticket offices located in the Seattle area. The team's ticket office staff occupies the Kingdome box office only on game days. Any questions during the week should be directed to one of the following offices:

Ticket Operations

(206) 682-2800

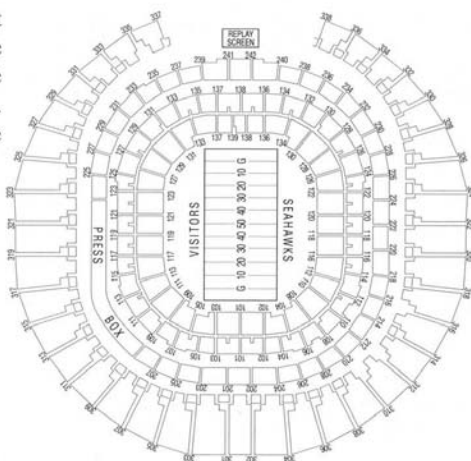
Ticket Sales

1-888-NFL-HAWK

(1-888-635-4295)

Pricing Structure

\$52	\$38	\$10*
\$46	\$33	*The Seahawks' \$10 tickets
\$41	\$22	are the lowest priced seats in
		the National Football League.



1998 NFL PRESEASON SCHEDULE

(All times local except American Bowl games, which are ET)

JULY

Friday
31 Seattle at Dallas 8:00 pm

AUGUST

Saturday
1 PRO FOOTBALL HALL
OF FAME GAME
AT CANTON, OHIO (ABC) 7:00 pm
PITTSBURGH VS. TAMPA BAY
AMERICAN BOWL AT TOKYO,
JAPAN(ESPN) 10:15 pm
GREEN BAY VS. KANSAS CITY

Sunday
2 NEW ENGLAND AT
SAN FRANCISCO 3:00 pm

FIRST WEEK

Thursday
6 NEW YORK JETS AT
PHILADELPHIA 8:00 pm

Friday
7 ARIZONA AT DETROIT 7:00 pm
TENNESSEE AT ATLANTA 7:30 pm

Saturday
8 BUFFALO AT PITTSBURGH 7:30 pm
CHICAGO AT BALTIMORE 7:30 pm
CINCINNATI AT
NEW YORK GIANTS 8:00 pm

DENVER AT ST. LOUIS 7:00 pm
INDIANAPOLIS AT SEATTLE. . . 7:00 pm
JACKSONVILLE AT
CAROLINA 7:30 pm
KANSAS CITY VS. TAMPA BAY
AT NORMAN, OKLAHOMA 7:00 pm
MIAMI AT WASHINGTON 7:30 pm
NEW ORLEANS AT GREEN BAY 7:00 pm
OAKLAND AT DALLAS 8:00 pm
San Francisco at San Diego 7:00 pm

Sunday
9 Minnesota at New England 7:30 pm

SECOND WEEK

Thursday
13 TAMPA BAY AT MIAMI (ESPN) . 8:20 pm

Friday
14 ATLANTA AT DETROIT 7:00 pm
CAROLINA AT BUFFALO 7:30 pm
CHICAGO AT ARIZONA 7:00 pm
NEW ORLEANS AT DENVER ... 7:00 pm
NEW YORK GIANTS AT
JACKSONVILLE 8:00 pm
PITTSBURGH AT
PHILADELPHIA 8:00 pm

Saturday
15 AMERICANBOWL AT
VANCOUVER, CANADA
SAN FRANCISCO VS.

SEATTLE (CBS) 8:00 pm
BALTIMORE AT
NEW YORK JETS. 5:00 pm
KANSAS CITY AT MINNESOTA. 7:00 pm
ST. LOUIS AT SAN DIEGO 8:00 pm
WASHINGTON AT TENNESSEE. 1:00 pm

Sunday

16 OAKLAND AT
GREEN BAY (FOX) 3:00 pm

Monday

17 AMERICAN BOWL AT
MEXICO CITY, MEXICO
DALLAS VS. NEW ENGLAND
(ABC) 8:00 pm
INDIANAPOLIS AT CINCINNATI 7:30 pm

THIRD WEEK

Thursday

20 NEW YORK GIANTS AT
NEW YORK JETS (ESPN) 8:20 pm

Friday

21 BUFFALO AT CHICAGO 7:00 pm

Saturday

22 ATLANTA VS. PITTSBURGH AT
MORGANTOWN;
WEST VIRGINIA 6:00 pm
DALLAS AT ST. LOUIS 7:00 pm
DETROIT AT CINCINNATI 7:30 pm
JACKSONVILLE AT
KANSAS CITY 7:00 pm
MINNESOTA AT CAROLINA ... 7:30 pm
NEW ENGLAND AT
WASHINGTON 7:30 pm
SAN DIEGO AT INDIANAPOLIS 7:00 pm

SEATTLE AT ARIZONA 7:00 pm
TENNESSEE AT NEW ORLEANS 7:00 pm

Sunday

23 MIAMI AT SAN FRANCISCO
(FOX) 1:00 pm

Monday

24 GREEN BAY AT DENVER (ABC) 6:00 pm
PHILADELPHIA AT BALTIMORE 7:30 pm
TAMPA BAY AT OAKLAND TBA

FOURTH WEEK

Thursday

27 DALLAS AT
JACKSONVILLE (CBS) 8:00 pm
DETROIT AT INDIANAPOLIS... 7:30 pm

Friday

28 BALTIMORE AT
NEW YORK GIANTS 8:00 pm
CINCINNATI AT ATLANTA 7:30 pm
GREEN BAY AT MIAMI 7:00 pm
NEW YORK JETS AT CHICAGO. 7:00 pm
ST. LOUIS AT KANSAS CITY ... 7:00 pm
SAN DIEGO AT MINNESOTA ... 7:00 pm
SAN FRANCISCO AT SEATTLE . 7:00 pm
TAMPA BAY AT NEW ORLEANS 7:30 pm
WASHINGTON AT BUFFALO ... 7:00 pm

Saturday

29 ARIZONA AT OAKLAND 1:00 pm
CAROLINA AT PITTSBURGH
(ESPN) 8:20 pm
DENVER AT TENNESSEE 1:00 pm
PHILADELPHIA AT
NEW ENGLAND 8:00 pm

1998 NFL Schedule



(All times local)

**SUNDAY, SEPTEMBER 6
(FIRST WEEKEND)
CBS-TV NATIONAL WEEKEND**

1. ARIZONA AT DALLAS 3:05p
2. ATLANTA AT CAROLINA 1:01p
3. BUFFALO AT SAN DIEGO 1:15p
4. DETROIT AT GREEN BAY 12:01p
5. JACKSONVILLE AT CHICAGO 12:01p
6. MIAMI AT INDIANAPOLIS 3:15p
7. NEW ORLEANS AT ST. LOUIS ... 12:01p
8. NEW YORK JETS AT
SAN FRANCISCO 1:15p
9. PITTSBURGH AT BALTIMORE ... 1:01p
10. SEATTLE AT PHILADELPHIA ... 1:01p
11. TAMPA BAY AT MINNESOTA ... 12:01p
12. TENNESSEE AT CINCINNATI ... 1:01p
13. WASHINGTON AT
NEW YORK GIANTS 1:01p

SUNDAY NIGHT, SEPTEMBER 6

14. OAKLAND AT KANSAS CITY 7:20p

MONDAY, SEPTEMBER 7

15. NEW ENGLAND AT DENVER 6:20p

**SUNDAY, SEPTEMBER 13
(SECOND WEEKEND)**

FOX-TV NATIONAL WEEKEND

16. ARIZONA AT SEATTLE 1:15p
17. BALTIMORE AT NEW YORK JETS . 1:01p
18. BUFFALO AT MIAMI 1:01p
19. CAROLINA AT NEW ORLEANS ... 12:01p
20. CHICAGO AT PITTSBURGH 1:01p
21. CINCINNATI AT DETROIT 1:01p
22. DALLAS AT DENVER 2:15p
23. KANSAS CITY AT JACKSONVILLE 1:01p
24. MINNESOTA AT ST. LOUIS 12:01p

25. NEW YORK GIANTS AT OAKLAND 1:15p
 26. PHILADELPHIA AT ATLANTA. 1:01p
 27. SAN DIEGO AT TENNESSEE..... 12:01p
 28. TAMPA BAY AT GREEN BAY 12:01p

SUNDAY NIGHT, SEPTEMBER 13

29. INDIANAPOLIS AT NEW ENGLAND 8:20p

MONDAY, SEPTEMBER 14

30. SAN FRANCISCO AT WASHINGTON 8:20p

SUNDAY, SEPTEMBER 20 (THIRD WEEKEND)

(OPEN DATES:
ATLANTA, CAROLINA,
NEW ORLEANS, SAN FRANCISCO)

CBS-TV NATIONAL WEEKEND

31. BALTIMORE AT JACKSONVILLE... 4:15p
 32. CHICAGO AT TAMPA BAY 4:05p
 33. DENVER AT OAKLAND. 1:15p
 34. DETROIT AT MINNESOTA. 12:01p
 35. GREEN BAY AT CINCINNATI 1:01p
 36. INDIANAPOLIS AT NEW YORK JETS 1:01p
 37. PITTSBURGH AT MIAMI 1:01p
 38. ST. LOUIS AT BUFFALO 1:01p
 39. SAN DIEGO AT KANSAS CITY... 12:01p
 40. TENNESSEE AT NEW ENGLAND .. 1:01p
 41. WASHINGTON AT SEATTLE 1:05p

SUNDAY NIGHT, SEPTEMBER 20

42. PHILADELPHIA AT ARIZONA. 5:20p

MONDAY, SEPTEMBER 21

43. DALLAS AT NEW YORK GIANTS. . 8:20p

SUNDAY, SEPTEMBER 27 (FOURTH WEEKEND)

(OPEN DATES: BUFFALO, MIAMI, NEW ENGLAND, NEW YORK JETS)

FOX-TV NATIONAL WEEKEND

44. ARIZONA AT ST. LOUIS. 12:01p
 45. ATLANTA AT SAN FRANCISCO ... 1:15p
 46. DENVER AT WASHINGTON 1:01p
 47. GREEN BAY AT CAROLINA 1:01p
 48. JACKSONVILLE AT TENNESSEE. 12:01p
 49. KANSAS CITY AT PHILADELPHIA 1:01p
 50. MINNESOTA AT CHICAGO 3:15p
 51. NEW ORLEANS AT INDIANAPOLIS 12:01p
 52. NEW YORK GIANTS AT SAN DIEGO..... 1:15p
 53. OAKLAND AT DALLAS..... 12:01p
 4. SEATTLE AT PITTSBURGH..... 4:05p

SUNDAY NIGHT, SEPTEMBER 27

55. CINCINNATI AT BALTIMORE..... 8:20p

MONDAY, SEPTEMBER 28

56. TAMPA BAY AT DETROIT 8:20p

SUNDAY, OCTOBER 4 (FIFTH WEEKEND)

(OPEN DATES: BALTIMORE, CINCINNATI, JACKSONVILLE, PITTSBURGH, ST. LOUIS, TENNESSEE)

FOX-TV NATIONAL WEEKEND

57. CAROLINA AT ATLANTA 1:01p
 58. DALLAS AT WASHINGTON..... 1:01p
 59. DETROIT AT CHICAGO 12:01p
 60. MIAMI AT NEW YORK JETS..... 1:01p
 61. NEW ENGLAND AT NEW ORLEANS 12:01p
 62. NEW YORK GIANTS AT TAMPA BAY 4:15p
 63. OAKLAND AT ARIZONA..... 1:05p
 64. PHILADELPHIA AT DENVER 2:15p
 65. SAN DIEGO AT INDIANAPOLIS .. 12:01p
 66. SAN FRANCISCO AT BUFFALO ... 1:01p

SUNDAY NIGHT, OCTOBER 4

67. SEATTLE AT KANSAS CITY 7:20p

MONDAY, OCTOBER 5

68. MINNESOTA AT GREEN BAY 7:20p

SUNDAY, OCTOBER 11 (SIXTH WEEKEND)

(OPEN DATES: DETROIT, GREEN BAY, MINNESOTA, TAMPA BAY)

CBS-TV NATIONAL WEEKEND

69. BUFFALO AT INDIANAPOLIS.... 12:01p
 70. CAROLINA AT DALLAS 12:01p
 71. CHICAGO AT ARIZONA..... 1:05p
 72. DENVER AT SEATTLE..... 1:15p
 73. KANSAS CITY AT NEW ENGLAND..... 1:01p
 74. NEW YORK JETS AT ST. LOUIS ... 3:15p
 75. PITTSBURGH AT CINCINNATI ... 1:01p
 76. SAN DIEGO AT OAKLAND 1:15p
 77. SAN FRANCISCO AT NEW ORLEANS 12:01p
 78. TENNESSEE AT BALTIMORE 1:01p
 79. WASHINGTON AT PHILADELPHIA 1:01p

SUNDAY NIGHT, OCTOBER 11

80. ATLANTA AT NEW YORK GIANTS 8:20p

MONDAY, OCTOBER 12

81. MIAMI AT JACKSONVILLE..... 8:20p

**THURSDAY, OCTOBER 15
(SEVENTH WEEKEND)**

**(OPEN DATES: DENVER, KANSAS CITY,
OAKLAND, SEATTLE)**

FOX-TV NATIONAL WEEKEND

82. GREEN BAY AT DETROIT 8:20p

SUNDAY, OCTOBER 18

83. ARIZONA AT NEW YORK GIANTS. 1:01p
84. BALTIMORE AT PITTSBURGH 1:01p
85. CAROLINA AT TAMPA BAY 1:01p
86. CINCINNATI AT TENNESSEE 12:01p
87. DALLAS AT CHICAGO 3:15p
88. INDIANAPOLIS AT
SAN FRANCISCO 1:05p
89. JACKSONVILLE AT BUFFALO 1:01p
90. NEW ORLEANS AT ATLANTA 1:01p
91. PHILADELPHIA AT SAN DIEGO. ... 1:15p
92. ST. LOUIS AT MIAMI 4:15p
93. WASHINGTON AT MINNESOTA .. 12:01p

MONDAY, OCTOBER 19

94. NEW YORK JETS AT
NEW ENGLAND 8:20p

**SUNDAY, OCTOBER 25
(EIGHTH WEEKEND)**

**(OPEN DATES: ARIZONA, DALLAS,
INDIANAPOLIS, NEW YORK GIANTS,
PHILADELPHIA, WASHINGTON)**

CBS-TV NATIONAL WEEKEND

95. ATLANTA AT NEW YORK JETS ... 1:01p
96. BALTIMORE AT GREEN BAY 12:01p
97. CHICAGO AT TENNESSEE 3:05p
98. CINCINNATI AT OAKLAND 1:15p
99. JACKSONVILLE AT DENVER 2:15p
100. MINNESOTA AT DETROIT. 1:01p
101. NEW ENGLAND AT MIAMI. 1:01p
102. SAN FRANCISCO AT ST. LOUIS .. 12:01p
103. SEATTLE AT SAN DIEGO 1:15p
104. TAMPA BAY AT NEW ORLEANS. .. 12:01p

SUNDAY NIGHT, OCTOBER 25

105. BUFFALO AT CAROLINA 8:20p

MONDAY, OCTOBER 26

106. PITTSBURGH AT KANSAS CITY .. 7:20p

**SUNDAY, NOVEMBER 1
(NINTH WEEKEND)**

(OPEN DATES: CHICAGO, SAN DIEGO)

FOX-TV NATIONAL WEEKEND

107. ARIZONA AT DETROIT 1:01p
108. DENVER AT CINCINNATI 1:01p
109. JACKSONVILLE AT BALTIMORE.. 1:01p
110. MIAMI AT BUFFALO. 1:01p
111. MINNESOTA AT TAMPA BAY 1:01p

112. NEW ENGLAND AT
INDIANAPOLIS 1:01p
113. NEW ORLEANS AT CAROLINA ... 1:01p
114. NEW YORK GIANTS AT
WASHINGTON 1:01p
115. NEW YORK JETS AT
KANSAS CITY 3:05p
116. ST. LOUIS AT ATLANTA 1:01p
117. SAN FRANCISCO AT GREEN BAY. 3:15p
118. TENNESSEE AT PITTSBURGH ... 1:01p

SUNDAY NIGHT, NOVEMBER 1

119. OAKLAND AT SEATTLE 5:20p

MONDAY, NOVEMBER 2

120. DALLAS AT PHILADELPHIA 8:20p

**SUNDAY, NOVEMBER 8
(TENTH WEEKEND)**

CBS-TV NATIONAL WEEKEND

121. ATLANTA AT NEW ENGLAND 1:01p
122. BUFFALO AT NEW YORK JETS ... 4:15p
123. CAROLINA AT SAN FRANCISCO .. 1:05p
124. CINCINNATI AT JACKSONVILLE. 1:01p
125. DETROIT AT PHILADELPHIA. 1:01p
126. INDIANAPOLIS AT MIAMI 1:01p
127. KANSAS CITY AT SEATTLE 1:15p
128. NEW ORLEANS AT
MINNESOTA 12:01p
129. NEW YORK GIANTS AT
DALLAS 12:01p
130. OAKLAND AT BALTIMORE 1:01p
131. ST. LOUIS AT CHICAGO 12:01p
132. SAN DIEGO AT DENVER. 2:15p
133. WASHINGTON AT ARIZONA. 2:05p

SUNDAY NIGHT, NOVEMBER 8

134. TENNESSEE AT TAMPA BAY 8:20p

MONDAY, NOVEMBER 9

135. GREEN BAY AT PITTSBURGH 8:20p

**SUNDAY, NOVEMBER 15
(ELEVENTH WEEKEND)**

FOX-TV NATIONAL WEEKEND

136. BALTIMORE AT SAN DIEGO 1:05p
137. CINCINNATI AT MINNESOTA 12:01p
138. DALLAS AT ARIZONA. 2:15p
139. GREEN BAY AT
NEW YORK GIANTS 4:15p
140. MIAMI AT CAROLINA 1:01p
141. NEW ENGLAND AT BUFFALO ... 1:01p
142. NEW YORK JETS AT
INDIANAPOLIS 1:01p
143. PHILADELPHIA AT WASHINGTON 1:01p
144. PITTSBURGH AT TENNESSEE ... 12:01p
145. ST. LOUIS AT NEW ORLEANS ... 12:01p
146. SAN FRANCISCO AT ATLANTA ... 1:01p
147. SEATTLE AT OAKLAND 1:05p
148. TAMPA BAY AT JACKSONVILLE .. 4:15p

SUNDAY NIGHT, NOVEMBER 15

149. CHICAGO AT DETROIT 8:20p

MONDAY, NOVEMBER 16

150. DENVER AT KANSAS CITY 7:20p

**SUNDAY, NOVEMBER 22
(TWELFTH WEEKEND)****CBS-TV NATIONAL WEEKEND**

151. ARIZONA AT WASHINGTON 1:01p
 152. BALTIMORE AT CINCINNATI 4:15p
 153. CAROLINA AT ST. LOUIS 3:05p
 154. CHICAGO AT ATLANTA 1:01p
 155. DETROIT AT TAMPA BAY 1:01p
 156. GREEN BAY AT MINNESOTA 12:01p
 157. INDIANAPOLIS AT BUFFALO 1:01p
 158. JACKSONVILLE AT PITTSBURGH 1:01p
 159. KANSAS CITY AT SAN DIEGO 1:15p
 160. NEW YORK JETS AT TENNESSEE 3:15p
 161. OAKLAND AT DENVER 2:15p
 162. PHILADELPHIA AT
 NEW YORK GIANTS 1:01p
 163. SEATTLE AT DALLAS 12:01p

SUNDAY NIGHT, NOVEMBER 22

164. NEW ORLEANS AT
 SAN FRANCISCO 5:20p

MONDAY, NOVEMBER 23

165. MIAMI AT NEW ENGLAND 8:20p

**THURSDAY, NOVEMBER 26
(THIRTEENTH WEEKEND)**

166. MINNESOTA AT DALLAS 3:05p
 167. PITTSBURGH AT DETROIT 12:35p

SUNDAY, NOVEMBER 29**FOX-TV NATIONAL WEEKEND**

168. ARIZONA AT KANSAS CITY 12:01p
 169. ATLANTA AT ST. LOUIS 12:01p
 170. BUFFALO AT NEW ENGLAND 4:05p
 171. CAROLINA AT NEW YORK JETS 1:01p
 172. INDIANAPOLIS AT BALTIMORE 1:01p
 173. JACKSONVILLE AT CINCINNATI 1:01p
 174. NEW ORLEANS AT MIAMI 1:01p
 175. PHILADELPHIA AT GREEN BAY 3:15p
 176. TAMPA BAY AT CHICAGO 12:01p
 177. TENNESSEE AT SEATTLE 1:05p
 178. WASHINGTON AT OAKLAND 1:15p

SUNDAY NIGHT, NOVEMBER 29

179. DENVER AT SAN DIEGO 5:20p

MONDAY, NOVEMBER 30

180. NEW YORK GIANTS AT
 SAN FRANCISCO 5:20p

**THURSDAY, DECEMBER 3
(FOURTEENTH WEEKEND)**

181. ST. LOUIS AT PHILADELPHIA 8:20p

SUNDAY, DECEMBER 6**CBS-TV NATIONAL WEEKEND**

182. BALTIMORE AT TENNESSEE 3:15p
 183. BUFFALO AT CINCINNATI 1:01p
 184. DALLAS AT NEW ORLEANS 12:01p
 185. DETROIT AT JACKSONVILLE 1:01p
 186. INDIANAPOLIS AT ATLANTA 1:01p
 187. KANSAS CITY AT DENVER 2:15p
 188. MIAMI AT OAKLAND 1:15p
 189. NEW ENGLAND AT PITTSBURGH 1:01p
 190. NEW YORK GIANTS AT
 ARIZONA 2:05p
 191. SAN DIEGO AT WASHINGTON 1:01p
 192. SAN FRANCISCO AT CAROLINA 1:01p
 193. SEATTLE AT NEW YORK JETS 1:01p

SUNDAY NIGHT, DECEMBER 6

194. CHICAGO AT MINNESOTA 7:20p

MONDAY, DECEMBER 7

195. GREEN BAY AT TAMPA BAY 8:20p

**SUNDAY, DECEMBER 13
(FIFTEENTH WEEKEND)****FOX-TV NATIONAL WEEKEND**

196. ARIZONA AT PHILADELPHIA 1:01p
 197. ATLANTA AT NEW ORLEANS 12:01p
 198. CHICAGO AT GREEN BAY 12:01p
 199. CINCINNATI AT INDIANAPOLIS 1:01p
 200. DALLAS AT KANSAS CITY 3:15p
 201. DENVER AT NEW YORK GIANTS 1:01p
 202. MINNESOTA AT BALTIMORE 4:15p
 203. NEW ENGLAND AT ST. LOUIS 12:01p
 204. OAKLAND AT BUFFALO 1:01p
 205. PITTSBURGH AT TAMPA BAY 1:01p
 206. SAN DIEGO AT SEATTLE 1:05p
 207. TENNESSEE AT JACKSONVILLE 1:01p
 208. WASHINGTON AT CAROLINA 1:01p

SUNDAY NIGHT, DECEMBER 13

209. NEW YORK JETS AT MIAMI 8:20p

MONDAY, DECEMBER 14

210. DETROIT AT SAN FRANCISCO 5:20p

**SATURDAY, DECEMBER 19
(SIXTEENTH WEEKEND)****FOX-TV NATIONAL WEEKEND**

211. NEW YORK JETS AT BUFFALO 12:35p
 212. TAMPA BAY AT WASHINGTON 4:05p

SUNDAY, DECEMBER 20

213. ATLANTA AT DETROIT 1:01p
 214. BALTIMORE AT CHICAGO 12:01p
 215. CINCINNATI AT PITTSBURGH 1:01p
 216. INDIANAPOLIS AT SEATTLE 1:05p
 217. KANSAS CITY AT
 NEW YORK GIANTS 1:01p
 218. NEW ORLEANS AT ARIZONA 2:15p
 219. OAKLAND AT SAN DIEGO 1:05p

220. PHILADELPHIA AT DALLAS. 3:15p
 221. ST. LOUIS AT CAROLINA 1:01p
 22. SAN FRANCISCO AT
 NEW ENGLAND 1:01p
 223. TENNESSEE AT GREEN BAY 12:01p

SUNDAY NIGHT, DECEMBER 20

224. JACKSONVILLE AT MINNESOTA. 7:20p

MONDAY, DECEMBER 21

225. DENVER AT MIAMI 8:20p

SATURDAY, DECEMBER 26 (SEVENTEENTH WEEKEND)

CBS-TV NATIONAL WEEKEND

226. KANSAS CITY AT OAKLAND. 1:05p
 227. MINNESOTA AT TENNESSEE 11:35a

SUNDAY, DECEMBER 27

228. BUFFALO AT NEW ORLEANS. 12:01p
 229. CAROLINA AT INDIANAPOLIS. 1:01p
 230. DETROIT AT BALTIMORE. 1:01p
 231. GREEN BAY AT CHICAGO 12:01p
 232. MIAMI AT ATLANTA. 1:01p
 233. NEW ENGLAND AT
 NEW YORK JETS 1:01p
 234. NEW YORK GIANTS
 AT PHILADELPHIA 4:05p
 235. ST. LOUIS AT SAN FRANCISCO 1:05p
 236. SAN DIEGO AT ARIZONA 2:15p
 238. TAMPA BAY AT CINCINNATI 1:01p

SUNDAY NIGHT, DECEMBER 27

239. WASHINGTON AT DALLAS. 7:20p

MONDAY, DECEMBER 28

240. PITTSBURGH AT JACKSONVILLE. 8:20p

POSTSEASON

Saturday, Jan. 2

AFC and NFC Wild Card Playoffs (ABC)

Sunday, Jan. 3

AFC and NFC Wild Card Playoffs
(CBS and FOX)

Saturday, Jan. 9

AFC and NFC Divisional Playoffs
(CBS and FOX)

Sunday, Jan. 10

AFC and NFC Divisional Playoffs
(CBS and FOX)

Sunday, Jan. 17

AFC and NFC Championship Games
(CBS & FOX)

Sunday, Jan. 31

Super Bowl XXXIII at Pro Player Stadium in
Miami (FOX)

Sunday, Feb. 7

AFC-NFC Pro Bowl at Honolulu, Hawaii
(ABC)

PRIMETIME TELEVISION GAMES AT A GLANCE

(All times local; Sunday on ESPN, Monday
on ABC; also on CBS Radio)

- Sunday, September 6
 Oakland at Kansas City (ESPN). 7:20p
 Monday, September 7
 New England at Denver (ABC) 6:20p
 Sunday, September 13
 Indianapolis at New England (ESPN). 8:20p
 Monday, September 14
 San Francisco at Washington (ABC) 8:20p
 Sunday, September 20
 Philadelphia at Arizona (ESPN). 6:20p
 Monday, September 21
 Dallas at New York Giants (ABC) 8:20p
 Sunday, September 27
 Cincinnati at Baltimore (ESPN). 8:20p
 Monday, September 28
 Tampa Bay at Detroit (ABC) 8:20p
 Sunday, October 4
 Seattle at Kansas City (ESPN) 7:20p
 Monday, October 5
 Minnesota at Green Bay (ABC) 7:20p
 Sunday, October 11
 Atlanta at New York Giants (ESPN). 8:20p
 Monday, October 12
 Miami at Jacksonville (ABC). 8:20p
 Thursday, October 15
 Green Bay at Detroit (ESPN). 8:20p
 Monday, October 19
 New York Jets at New England (ABC). 8:20p
 Sunday, October 25
 Buffalo at Carolina (ESPN) 8:20p
 Monday, October 26
 Pittsburgh at Kansas City (ABC) 7:20p
 Sunday, November 1
 Oakland at Seattle (ESPN). 5:20p
 Monday, November 2
 Dallas at Philadelphia (ABC). 8:20p
 Sunday, November 8
 Tennessee at Tampa Bay (ESPN) 8:20p
 Monday, November 9
 Green Bay at Pittsburgh (ABC) 8:20p
 Sunday, November 15
 Chicago at Detroit (ESPN). 8:20p
 Monday, November 16
 Denver at Kansas City (ABC) 7:20p
 Sunday, November 22
 New Orleans at San Francisco (ESPN). 5:20p
 Monday, November 23
 Miami at New England (ABC). 8:20p
 Sunday, November 29
 Denver at San Diego (ESPN). 5:20p
 Monday, November 30
 New York Giants at San Francisco (ABC) 5:20p
 Thursday, December 3
 St. Louis at Philadelphia (ESPN) 8:20p
 Sunday, December 6
 Chicago at Minnesota (ESPN) 7:20p
 Monday, December 7
 Green Bay at Tampa Bay (ABC) 8:20p
 Sunday, December 13
 New York Jets at Miami (ESPN) 8:20p
 Monday, December 14
 Detroit at San Francisco (ABC) 5:20p
 Sunday, December 20
 Jacksonville at Minnesota (ESPN) 7:20p
 Monday, December 21
 Denver at Miami (ABC) 8:20p
 Sunday, December 27
 Washington at Dallas (ESPN). 7:20p
 Monday, December 28
 Pittsburgh at Jacksonville (ABC) 8:20p

1998 Opponents



Dallas Cowboys

Head Coach: Chan Gailey

Stadium: Texas Stadium

Indianapolis Colts

Head Coach: Jim Mora

Stadium: RCA Dome

San Francisco 49ers

Head Coach: Steve Mariucci

Stadium: 3 Comm Park

Arizona Cardinals

Head Coach: Vince Tobin

Stadium: Sun Devil Stadium

Philadelphia Eagles

Head Coach: Ray Rhodes

Stadium: Veterans Stadium

Washington Redskins

Head Coach: Norv Turner

Stadium: J.K. Cooke Stadium

Pittsburgh Steelers

Head Coach: Bill Cowher

Stadium: Three Rivers Stadium

Kansas City Chiefs

Head Coach: Marty Schottenheimer

Stadium: Arrowhead Stadium

Denver Broncos

Head Coach: Mike Shanahan

Stadium: Mile High Stadium

San Diego Chargers

Head Coach: Kevin Gilbride

Stadium: Qualcomm Stadium

Oakland Raiders

Head Coach: Jon Gruden

Stadium: Alameda County Stadium

Tennessee Oilers

Head Coach: Jeff Fisher

Stadium: Vanderbilt Stadium

New York Jets

Head Coach: Bill Parcells

Stadium: Giants Stadium

Aug. 1

Public Relations: Rich Dalrimple

Phone: 972-556-9900

Aug. 8

Public Relations: Craig Kelley

Phone: 317-297-2658

Aug. 15

Public Relations: Rodney Knox

Phone: 408-562-4949

Aug. 22

Public Relations: Paul Jensen

Phone: 602-379-0101

Sept. 6

Public Relations: Ron Howard

Phone: 215-463-2500

Sept. 20

Public Relations: Mike McCall

Phone: 703-478-8900

Sept. 27

Public Relations: Ron Wahl

Phone: 412-323-0300

Oct. 4

Public Relations: Bob Moore

Phone: 816-924-9300

Oct. 11

Public Relations: Jim Saccomano

Phone: 303-649-9000

Oct. 25

Public Relations: Bill Johnston

Phone: 619-874-4500

Nov. 1

Public Relations: Mike Taylor

Phone: 510-864-5000

Nov. 29

Public Relations: Tony Wylie

Phone: 615-673-1500

Dec. 6

Public Relations: Frank Ramos

Phone: 516-560-8100

Nov. 22

Dec. 20

Aug. 28

Sept. 13

Dec. 27

Dec. 13

Nov. 15

1997 Standings



AFC

Eastern Division

	W	L	T	Pct.	Pts	Opp.
#New England	10	6	0	.625	369	289
*Miami	9	7	0	.562	339	327
N.Y. Jets	9	7	0	.562	348	287
Buffalo	6	10	0	.375	255	367
Indianapolis	3	13	0	.188	313	401

Central Division

	W	L	T	Pct.	Pts	Opp.
#Pittsburgh	11	5	0	.688	372	307
*Jacksonville	11	5	0	.688	394	318
Tennessee	8	8	0	.500	333	310
Cincinnati	7	9	0	.438	355	405
Baltimore	6	9	1	.406	326	345

Western Division

	W	L	T	Pct.	Pts	Opp.
#Kansas City	13	3	0	.813	375	232
*Denver	12	4	0	.750	472	287
Seattle	8	8	0	.500	365	362
Oakland	4	12	0	.250	324	419
San Diego	4	12	0	.250	266	425

NFC

Eastern Division

	W	L	T	Pct.	Pts	Opp.
#New England	10	6	0	.625	369	289
*Miami	9	7	0	.562	339	327
N.Y. Jets	9	7	0	.562	348	287
Buffalo	6	10	0	.375	255	367
Indianapolis	3	13	0	.188	313	401

Central Division

	W	L	T	Pct.	Pts	Opp.
#Pittsburgh	11	5	0	.688	372	307
*Jacksonville	11	5	0	.688	394	318
Tennessee	8	8	0	.500	333	310
Cincinnati	7	9	0	.438	355	405
Baltimore	6	9	1	.406	326	345

Western Division

	W	L	T	Pct.	Pts	Opp.
#Kansas City	13	3	0	.813	375	232
*Denver	12	4	0	.750	472	287
Seattle	8	8	0	.500	365	362
Oakland	4	12	0	.250	324	419
San Diego	4	12	0	.250	266	425

AFC Wild Card

DENVER 42, Jacksonville 17
NEW ENGLAND 17, Miami 3

AFC Divisional

PITTSBURGH 7, New England 6
Denver 14, KANSAS CITY 10

AFC Championship

Denver 24, PITTSBURGH 21

NFC Wild Card

MINNESOTA 23, NY GIANTS 17
TAMPA BAY 20, Detroit 10

NFC Divisional


SAN FRANCISCO 38, Minnesota 22
GREEN BAY 21, Tampa Bay 7

NFC Championship

Green Bay 23, SAN FRANCISCO 10

Super Bowl XXXII

DENVER 31, Green Bay 24



Seahawks EndZone Store

There's a new face in the Pioneer Square neighborhood that's hard to miss with its bright awning. The Seahawks EndZone Store opened its doors in late November and has been doing brisk business ever since.

Located on the corner of First Avenue South and South King Street in Seattle, the store features old and new sports teams products. Shoppers will find everything from Seahawks sweatshirts to water bottles, as well as University of Washington and Washington State University merchandise.

Visitors to the store can also view 22 seasons worth of Seahawks memorabilia and a large-scale model of the new Stadium/Exhibition Center on display.

For sports fans, the EndZone Store has an advanced interactive computer system that connects to the top sports sites on the internet with just a touch of the screen. There is also a video display area capable of televising Sunday NFL games and other sporting events throughout the year. Phone: (206) 682-2900

Merchandise is also available at www.Seahawks.com, the official web site of the Seattle Seahawks.

Seattle Seahawks
Last update 6/15/00
JUNE 15 - PRESSBOX - AWEIL

PLAYER APPEARANCES at the ENDZONE STORE

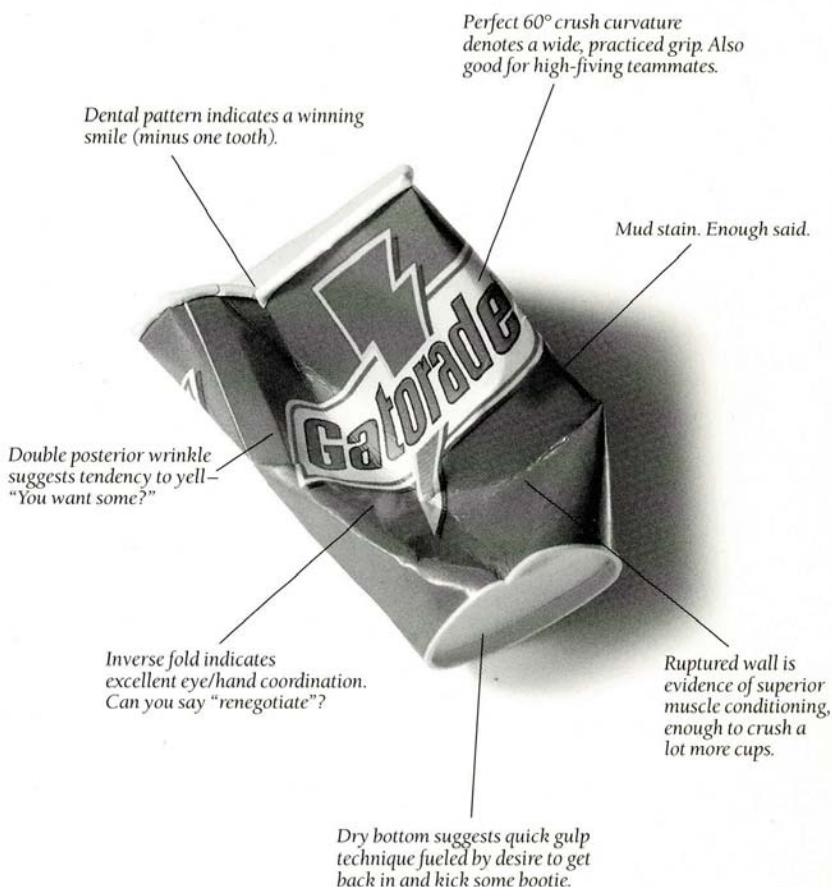
- Seahawks Name Flasher Western Supervisor
- June 4
- Q&A With Mike Flood
- June 5
- Craig Owens - Seahawks Academy Video Club
- June 9

Schedule

Sep 6 @ Eagles
Sep 13 @ Cardinals
Sep 20 @ Redskins
Sep 27 @ Steelers
Oct 4 @ Chiefs
Oct 11 @ Broncos
Oct 18 @ NYE
Oct 25 @ Chargers
Nov 1 @ Raiders
Nov 8 @ Chiefs
Nov 15 @ Raiders
Nov 22 @ Cowboys
Nov 29 @ Oilers
Dec 6 @ Jets
Dec 13 @ Chargers
Dec 20 @ Colts
Dec 27 @ Broncos

SEATTLE SEAHAWKS
XEROX PACIFIC NORTHWEST

You see a crushed cup. We see an athlete.





Gatorade® Thirst Quencher is the official beverage of the National Football League® ©1998 S-VC



(Lineman)



(Kicker)

The Official Sports Drink of the NFL.

